



The Manor

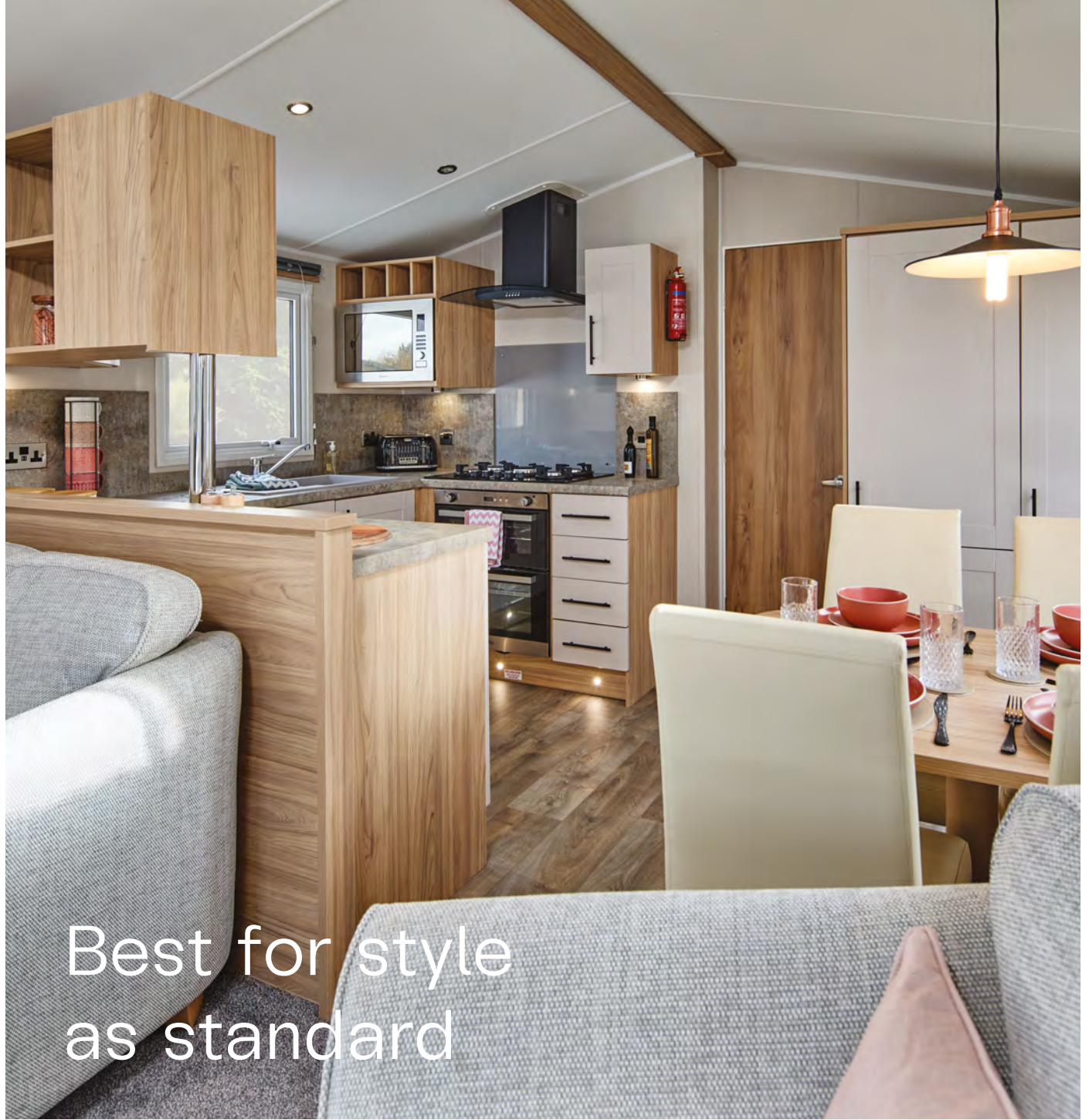
Combining a traditional layout with chic and modern touches, the Manor is packed full of fabulous features to make it a real home from home.



This beautiful home is light, bright, and spacious, providing the perfect setting for a relaxing break away with friends or family.

The Manor's double sliding patio doors bring light flooding into the lounge whilst the freestanding furniture allows you to easily adapt your living area to suit you and your view. Its distinctive grey cladding and graphite door and window frames give this home a truly unique and striking exterior appeal making you the envy of your neighbours.

Style comes as standard with the Manor. The sleek Shaker kitchen makes clever use of the space whilst the master bedroom has a boutique hotel feel. It's the perfect retreat after a fun-filled day out.





Scan the QR code
to view the Manor 360

What's included

Everything below is included in the Manor as standard.

Built to our



See page 6

Exterior / structure

- Aluminium cladding – standard colour Light Grey
- Energy efficient graphite PVCu double glazed windows and doors
- Under-canopy lights
- Double sliding patio doors

Interior features

- Central heating system featuring high-efficiency combi boiler
- Energy efficient lighting
- Brushed chrome sockets and USB outlets

Lounge

- Freestanding sofa with fold-out sofa bed
- Freestanding snug seat
- Freestanding armchair (38 x 12 two bed model only)
- Scatter cushions
- Footstool
- Coffee table
- Media unit with TV point
- Mirror and wall art

Dining area

- Freestanding dining table with chairs
- Upholstered dining stools (three bedroom model only)

Kitchen

- Shaker style kitchen
- Integrated microwave
- Integrated fridge-freezer
- Gas oven/grill with hob and glass splashback
- Feature extractor fan
- Under cabinet plinth lighting

Main bedroom

- King-size bed with upholstered headboard and lift-up storage system (double bed in 38 x 12 three bed model)
- Wardrobe
- Bedside cabinets with wall lights
- Mirrored dressing area with cube stool
- TV point
- Ensuite WC

Twin bedroom(s)

- Single beds with headboards
- Bedside cabinet
- Wardrobe
- TV point

Family shower room

- Shower enclosure with thermostatically controlled shower
- Dual flush WC
- Wash basin

Make it your own

Below is a list of all the extras available to truly personalise your home. We recommend ticking the ones you want so your park or distributor include these options when providing you with a quote.

☐ Environmental Green aluminium cladding with graphite windows (see page 98)

☐ Full front windows to replace patio doors

☐ Fully galvanised chassis

☐ Integrated washer dryer or dishwasher

☐ Simply Better Sleep mattress upgrade pack

☐ Coordinated bedding pack

☐ European specification

☐ Hive thermostat


☐ Trace heating

☐ Electric fire

☐ Willerby All-E specification (see page 8)

☐ Internet ready pack

Floor Plans



35 x 12 • 2 bedroom • sleeps 6












38 x 12 • 2 bedroom • sleeps 6



38 x 12 • 3 bedroom • sleeps 8

Key

- | | | | |
|--|---|--|--|
|  Boiler |  Microwave |  Fold-out bed |  Fridge-freezer |
|  Fire space |  Wardrobe |  Washer/dryer or dishwasher space |  TV space |
| | | |  Oven |

Model designations shown for the above product(s) are not definitive dimensions. For actual dimensions please refer to the table on page 99. Photography shows the 38 x 12 two bedroom model with an optional bedding pack. Product photography is intended for illustrative purposes only. Your holiday home may vary from product photography based on your chosen specification, options selected, and availability of materials. Some of the items photographed (such as TV, DVD player, kettle, ornaments, etc.) are accessories used for illustrative purposes only and are not included. Specifications and options are accurate as of 21st August 2024. All specifications and options are subject to change and are superseded by any subsequent publication. Additional product images can be viewed at willerby.com/manor