

# A3i

[INDOOR | SINGLE TIER]

## THE WORLD'S MOST POWERFUL LED LIGHT

Because of its unprecedented power output and industry-leading coverage area, an A3i system will always require less fixtures to produce similar (or better) light levels as an HPS system or LED system of similar size. Depending on your goals you can opt to use less

fixtures to produce the light levels you're accustomed to, or you can 'fill the grid' with A3i luminaries and join the growing movement of pioneers setting harvest records under high-intensity lighting environments.



 FÖHSE



# A3i [1500W]

PPE

2.55-2.65\*  
μmol/J

PPF\*

4231  
μmol/s

IP RATING

IP67

\*Lense On

FIXTURE SPECS	
LED Type	Samsung 301D+San'an 3535 660nm+San'an 730nm
Consumption Wattage at 100% Power	1500
Maximum BTU Output	5115
Input Voltage Options	Low 120-277
	High 250-480
Max Ambient Air Operating Temp	104°F
Dimensions	46" x 46" x 4"
Weight	78 lbs.

SCAN TO RECEIVE A

## CUSTOM LIGHT PLAN




\* Options up to. Subject to change without notice.

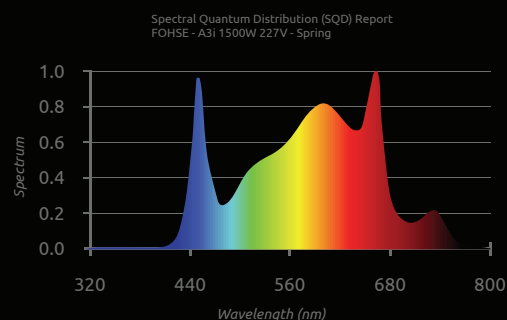
Tolerance ±10%

© Copyright 2023\*\* Fohse, Inc.

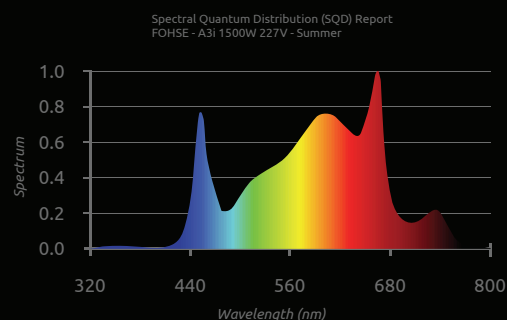
\*\*Specs updated quarterly and are subject to change



SPRING



SUMMER



AUTUMN

