


# Overview of Bugs from 2021



+ 250 QA Projects Completed



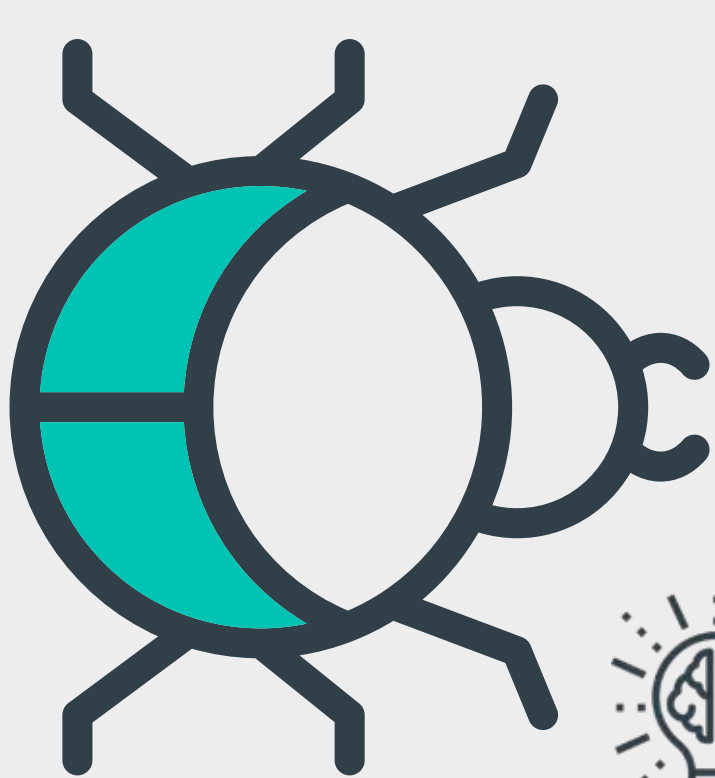
Web Platforms Adapted for Mobiles\* 68%



Mobile Applications 25%



IoT/Connected Devices 7%



14 156 Bugs Discovered



Suggestion 4%



Blocker 9%

Minor 46%




Major 41%



## Percentage of Bugs by Type



Functional 53%



Graphic 25%



Wording 14%

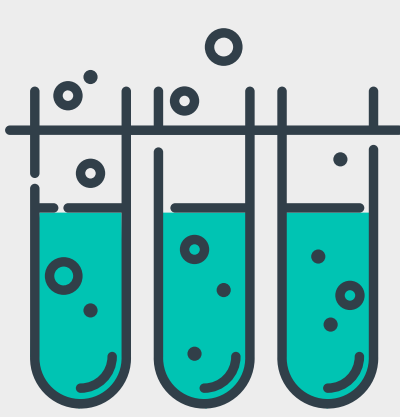


Ergonomic 6%




Other 1%

## How The Tests Were Executed



+ 50% of the projects were tested on at least 15 devices by an average of 5 testers

### Major Methods Applied



Scenario/Guided 39%

Exploratory 58%




Semi Scenario and Exploratory 3%

## The Most Commonly Used Testing Devices



Samsung Galaxy S10  
Google Pixel XL  
LG G7  
HTC Nexus 9  
Samsung Galaxy S9  
Samsung Galaxy S9+  
Apple iPhone 7  
Apple iPhone 8  
Apple iPhone 8 Plus  
Apple iPhone XR  
Apple iPhone X  
Apple iPhone XS  
Google Nexus 6P



Apple iPad Pro 10.5  
Apple iPad Air 2  
Apple iPad Pro 12.9 (2nd Gen-2017)  
Apple iPad Pro 9.7  
Apple iPad Pro 12.9 (1st Gen-2015)  
Apple iPad mini 4

## Percentage of Bug-Tracking Tools Used

