


# PANORAMA OF BUGS IN 2020



+ 256 QA PROJETS COMPLETED



WEB PLATFORMS ADAPTED FOR MOBILES 69%




MOBILE APPLICATIONS 26%



IOT/CONNECTED DEVICES 5%

\* WEBSITE OR SAAS



21 303 BUGS DISCOVERED



SUGGESTION 5%



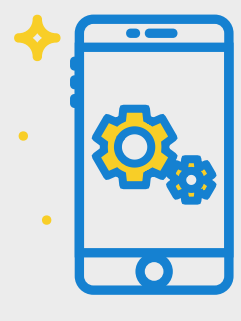
BLOCKER 11%

MINOR 46%



MAJOR 38%


## PERCENTAGE OF BUGS BY TYPE



FUNCTIONAL 52%




GRAPHIC 29%



WORDING 10%

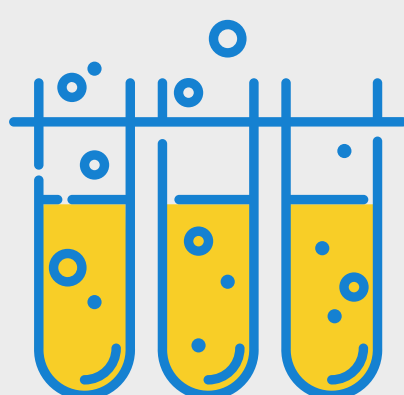


ERGONOMIC 7%




OTHER 2%

## HOW THE TESTS WERE EXECUTED



+ 50% OF THE PROJETS WERE TESTED ON AT LEAST 15 DEVICES BY AN AVERAGE OF 5 TESTERS

2 MAJOR METHODOLOGIES WERE APPLIED




SCENARIO/GUIDED 52%

EXPLORATORY 48%




## THE MOST COMMONLY USED TESTING DEVICES



APPLE IPHONE 6S/7/8/8 PLUS  
APPLE IPHONE SE (2020)  
APPLE IPHONE 11/11 PRO  
APPLE IPHONE X/XR/XS  
SAMSUNG GALAXY S8/S9/S9+/S10  
SAMSUNG GALAXY A7/A10  
SAMSUNG GALAXY NOTE 9  
SAMSUNG GALAXY A50  
SAMSUNG GALAXY J5 (2016)  
HUAWEI P20 LITE / P8 LITE  
HUAWEI P30 PRO  
GOOGLE NEXUS 6P  
GOOGLE PIXEL 4



DESKTOP WINDOWS 10  
MAC OS 10 SIERRA



APPLE IPAD (2019)  
SAMSUNG GALAXY TAB S3 9.7

## PERCENTAGE OF BUG-TRACKING TOOLS USED

