

Creating a portfolio ready to take and present
in a Fashion Design degree interview.

Adele Parker
Fashion Design Lecturer

amsterdam
fashion
academy



What is a Fashion Design portfolio?

It is a book of projects you have completed and present together in a A3 or A4 format.

There's no magic number to how many pages you should include in each project or even how many projects you should include - this is your job as a creative thinker.



CREATIVE TIPS

- Your portfolio is your chance to present yourself as a creative thinker and designer. Include your inspiration and research and talk about it in your interview!
- Be creative! Make your portfolio fit your style and look as a designer.
- Include relevant art work; life drawing, observational drawings
- Include any interesting textile samples; knitting, weaving etc



PRACTICAL TIPS

- Choose to work in A4 or A3
- Make sure your portfolio pages all sit the same way; portrait OR landscape
- Start with a strong piece of work
- End with a strong piece of work



CREATIVE TIPS

- Try not to overcrowd a page - let your best work breathe on the page.
- Projects should follow the general flow of;
 1. Inspiration / theme
 2. Colour Palette
 3. Development work
 4. Final line up illustrations



MOOD BOARD

A mood board is put together with key images and words that best convey the essence of the project

LOST INK
THE GOLDEN YEARS *AW19*





Valentina Desideri

FALL 2015



- Show your research and inspiration in your mood boards - this is a great talking point in interviews!
- Take inspiration from your own photography, museum trips, books, magazines etc
- There is inspiration everywhere!
- Reference your research wherever possible as you may be asked about it.




FABRIC & COLOUR

Include fabric samples and colour indications to complete your collection







ILLUSTRATIONS




Opening Ceremony, New York,
AW15, Ready to Wear





COLLAGE






262 The Good Mother, 2001

The Fabric Works



- Work on your own personal projects for your portfolio to develop your style and your interests and to grow your portfolio.
- Trust your instincts - there is not a magical answer about what to include in a Fashion Design portfolio, be confident in what you present and be willing to talk about your projects and your processes.



Adele Parker
Fashion Design Lecturer

**amsterdam
fashion
academy**

