






# The New Linxup Mower Tracker




## Powerfully Accurate Data For Proof of Service

The Linxup Mower Tracker gives lawn & landscape providers detailed mowing path data to quickly provide proof of service and improve lawn maintenance, in addition to the location and use data and theft protection of traditional Linxup GPS service.

### With the Linxup Mower Tracker you can:

-  Show customers the exact path of mowers to confirm the completion of jobs.
-  Adjust mowing patterns for regular customers to improve lawn health.
-  Complete hourly billing with pinpoint accuracy and the data to back it up.

### Linxup's AT3 mower tracker is water and weatherproof and includes:

-  A 12 second ping rate for the most accurate mowing path route data.
-  Alerts if mowers move after hours or outside of geofenced areas.
-  Location alerts when mowers are turned off, or stored for the season.

Off-season battery life can be extended with customizable ping rates—adjustable from 12 seconds to 48 hours.



### Mower Tracker

Group

Current Configuration: 12 Hours

Ping Rate Last changed 2/10/20 at 5:06 PM

- Every 12 Hours (default)
- Every 24 Hours (recommended during off-seasons of 3 months)
- Every 48 Hours (recommended during off-seasons of 4-6 months)