


as human, for human  
PARAMOUNT BED



Qualitas  $\beta$   
beta  
Electric Bed

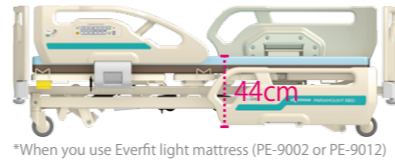
one small step  
from the bed,  
a giant leap for their lives

Designs and specifications are subject to change without notice. All images of the product, its components and accessories may not reflect the final product. The images may reflect optional equipment and are subject to change without notice. All information presented herein is based on current data or design goals available at the time of posting and is subject to change without notice. Some equipment and/or features may be unavailable. Actual results of performance and other specifications may differ or vary with production models and may depend on selected models and/or accessories.

# Reduces Risks

## Prevention of Patient Falls

It is important to keep a firm footing on the floor when the patient is getting up from the bed. A low height bed, allows even users with small physiques to sit on the side of the bed with their heels firmly on the floor. It also helps to reduce the impact in the event of a fall.



## Prevention of Pressure Ulcers

During back rest elevation, the back of the frame is extended to accommodate the natural lengthening of the body as the patient's back is raised. This movement not only prevents the patient from sliding down the mattress toward the foot side of the bed, but also reduces the risk of pressure ulcers.



## Infection Control

Flat surface design of the headboard, footboard and side-rails allows for easier cleaning.

# Promotes Rehabilitation

## <Supports Rehabilitation in Stages>

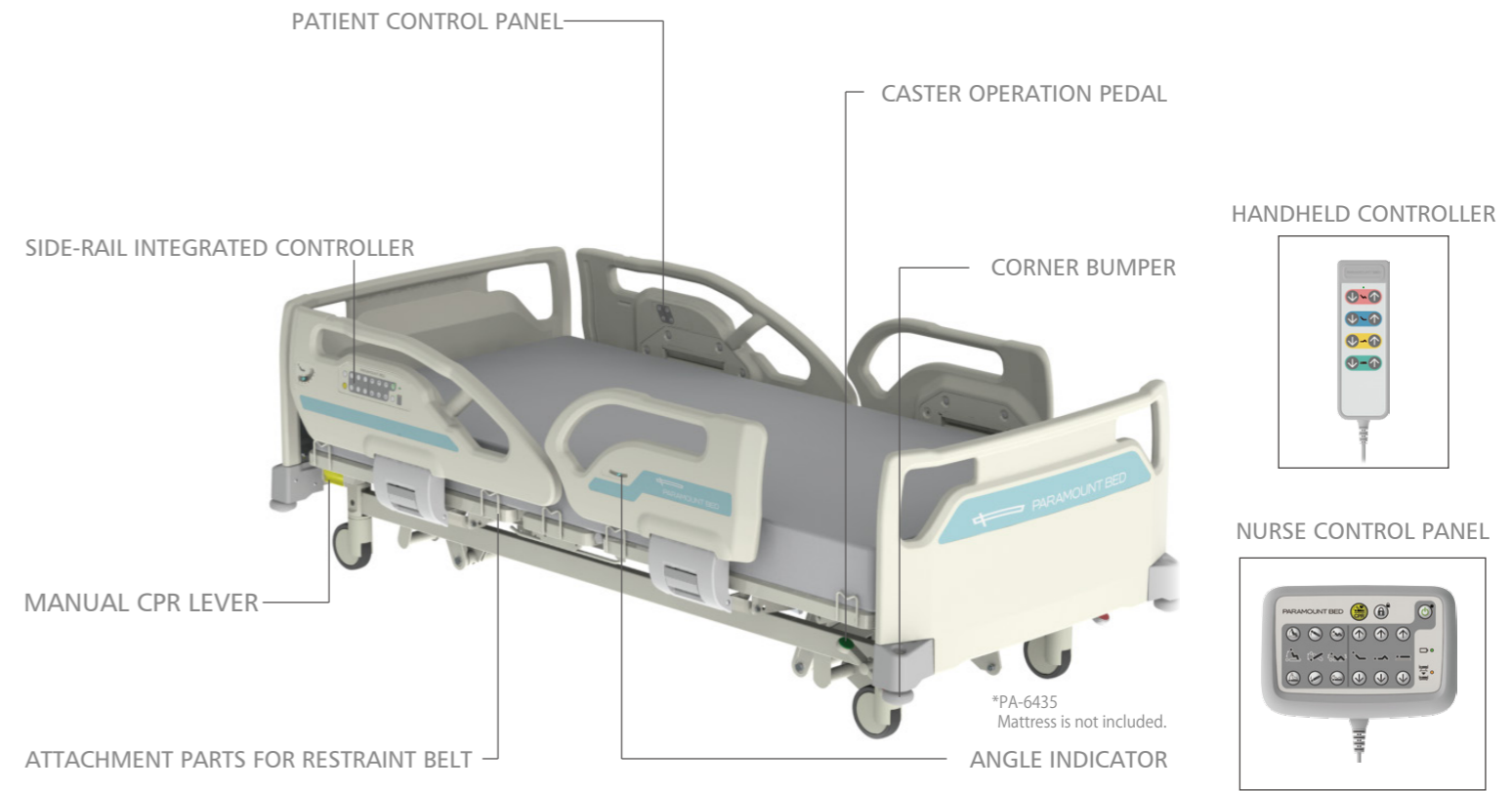
- Step 1: Shifting of Sleeping Positions
- Step 2: Gravity Load Exercises (Reverse Trendelenburg)
- Step 3: Sitting Up with Assistance (Chair Position)
- Step 4: Training in Sitting on the Side of the Bed
- Step 5: Training in Standing Up

## Other Features

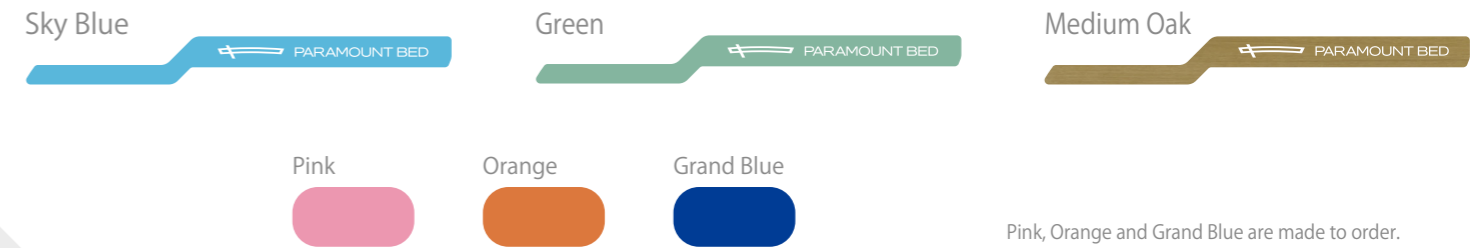
- Manual CPR Levers
- Attachment Parts for Restraint Belts
- Angle Indicators (4 Angle Indicators / Bed)
- Battery

## Additional Accessories

- IV Pole
- Lifting Pole
- Oxygen Cylinder Holder (Hold up to 500L or 1,000L)
- Extension Frame & Mattress
- Bed Linen Rack
- Traction Frame



## Color Options



## Specifications

Model No.	PA-6435	PA-6445	PA-6438	PA-6448	PA-6439	PA-6449	PA-6430	PA-6440
Total Length	2,200mm							
Total Width	1,056mm							
Total Height	735 to 1,065mm						760 to 1,090mm	
Mattress Base Size	1,910 x 910 (mm) or 2,000 x 910 (mm)							
Mattress Base Height*	350 to 680mm						375 to 705mm	
Safe Working Load**	245kgf (2,400N)							
Caster	125mm dia. single-wheel casters with total locking system		125mm dia. double-wheel casters with total locking system		125mm dia. single-wheel casters with diagonal locking system		150mm dia. single-wheel casters with total locking system	
Back Raise Angle	0° to 70°							
Knee Raise Angle	0° to 25°							
Trendelenburg/ Reverse Trendelenburg	0° to 12°							
Side-rail Integrated Controller	○	—	○	—	○	—	○	—
Handheld Controller + Nurse Control Panel	—	○	—	○	—	○	—	○

\*The mattress base height indicates the height from the floor to the mattress base surface.  
 \*\*Maximum load with which the bed can be operated.  
 (The total load of user's weight and incidental items including the mattress and options.)  
 X-ray / Foot Light / Anti-static Caster are also available. Please contact Paramount Bed or our distributors for more information.