

System Requirements for *Iowa Assessments, Logramos, and CogAT (Virtual Remote Proctor)*

General <i>DataManager</i> System Requirements		
Operating System	Web Browser	Screen Resolution
Windows 10	<ul style="list-style-type: none"> ➤ Microsoft Edge ➤ JavaScript must be enabled ➤ Current version of Chrome 	Minimum: 1280 x 720
Windows 8	<ul style="list-style-type: none"> ➤ Microsoft Edge ➤ Javascript must be enabled ➤ Current version of Chrome 	
Mac OS X 10.13 or higher	<ul style="list-style-type: none"> ➤ Safari 11, 12 or 13 ➤ JavaScript must be enabled 	
Proctorio Gradebook	Current version of Chrome with Proctorio Chrome extension https://www.google.com/chrome/ https://www.getproctorio.com/	
Web Reports System Requirements (PC and Mac)		
RAM	4 GB RAM or more is recommended for optimal performance	
Internet/Network	High Speed Internet connection required	

Note: Browsers not in compliance with TLS 1.2 or higher will be unable to access *DataManager*

Student System Requirements for Remote Online Testing - Virtual Remote Proctor	
Operating System/Device	Web browser and other requirements
Windows 8 or higher	<ul style="list-style-type: none"> ➤ Current version of Chrome with Proctorio Chrome extension ➤ JavaScript must be enabled ➤ 1024 x 768 minimum screen resolution ➤ Processor: Intel Pentium or better
Mac OS 10.13 or higher	<ul style="list-style-type: none"> ➤ Current version of Chrome with Proctorio Chrome extension ➤ JavaScript must be enabled ➤ 1024 x 768 minimum screen resolution ➤ Processor: Intel
Chromebook	<ul style="list-style-type: none"> ➤ Current version of Chrome with Proctorio Chrome extension ➤ 1366 x 768 minimum screen resolution ➤ Processor: Intel or ARM
Free Disk Space	250 MB
RAM	4 GB RAM or more is recommended for optimal performance
Internet/Network	High Speed Internet connection required Bandwidth 600 Kbps recommended
Microphone	Internal or external microphone
Webcam	320x240 VGA resolution (minimum) internal or external

***iPads are not supported. Virtual machines and proxy connections are not supported.**

Secure browsers and student testing apps are not supported.


Note: Browsers not in compliance with TLS 1.2 or higher will be unable to access the *DataManager* and student online testing sites.

1. Installing Proctorio Extension

- a. Proctorio requires a small app that needs to be added to Chrome. You only need to do this once. To download the Proctorio extension, please go to:
<https://www.getproctorio.com/>
- b. Once successfully installed, the steps successfully completed will turn green.

Proctorio *Chrome Extension*

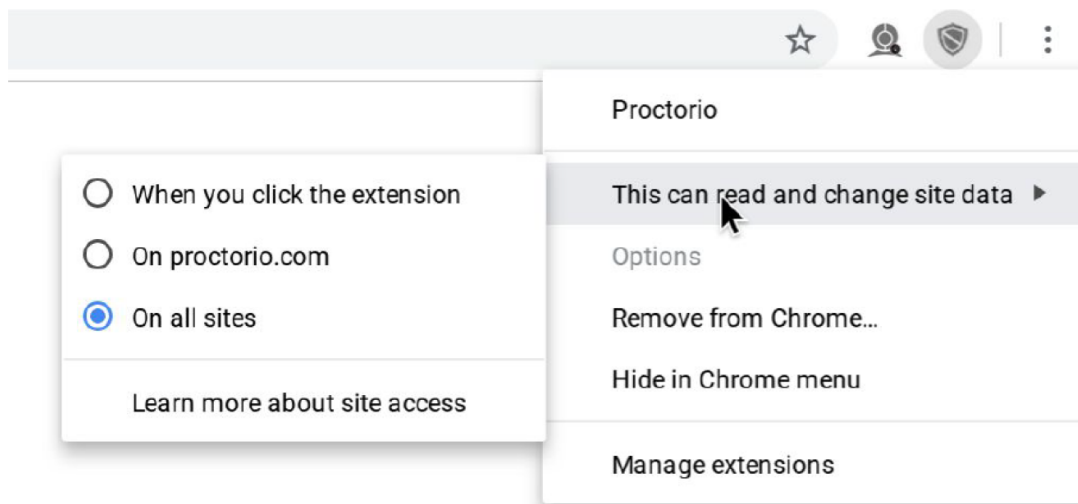
This course requires you to install an extension into your browser.



- 1 Use Google Chrome.
done.
- 2 Install Proctorio Chrome Extension.
done.
- 3 Done!

2. Allow Proctorio on All Sites

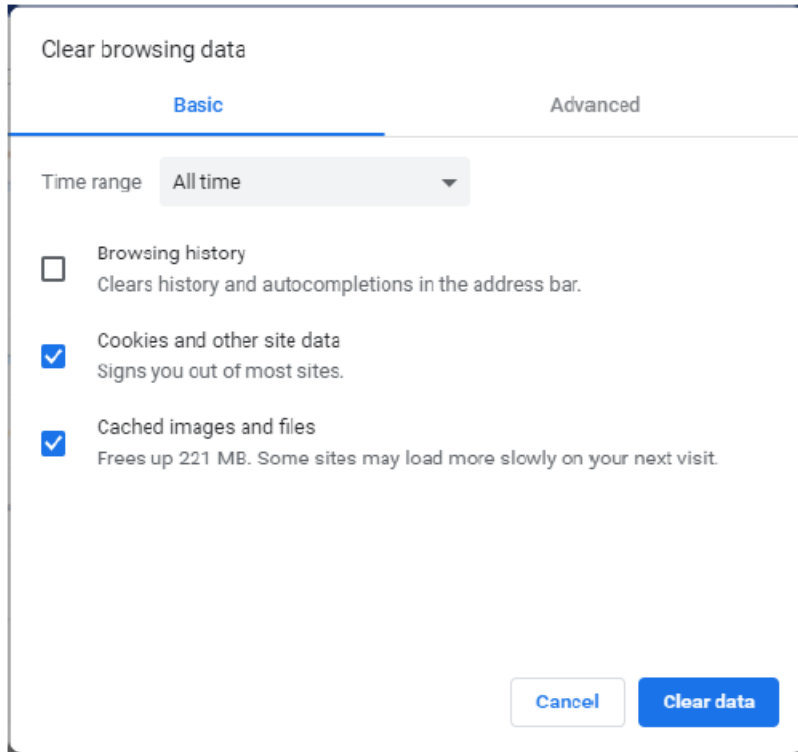
- a. **Click on the gray shield icon in the top right-hand corner**
- b. Click **This can read and change site data**
- c. Click **On all sites**



3. Clear Cache and Cookies from All Time

- a. Click the three dot icon in the upper right-hand corner
- b. Go to **More tools**
- c. Click **Clear browsing data**

- d. From **Time range** choose **All time**
- e. Click **Clear data**



4. Restart Your Computer