



How to upgrade your
existing front entry

Table of Contents

Introduction	Page 1
Benefits of upgrading your exterior front door	Page 2
We make it easy to upgrade your existing front entry	Page 3
Add glass to your existing front door	Page 4
Upgrade your door hardware	Page 5
Paint your front door	Page 6
Upgrade your exterior lighting	Page 7
Personalize your door	Page 8



Hi neighbor!

We are a family-owned, all-inclusive door business specializing in providing and installing residential exterior doors in Tampa, Lakeland and surrounding areas. With over 29 years of customer service and construction experience, we pride ourselves on providing an unparalleled experience of exceptional, knowledgeable, and personalized service for every customer, offering the cost-effective solution to add decorative glass inserts to your existing exterior doors or replacing the entire door when necessary. Feeling that each customer is an extension of our own family, we want you to have peace of mind and confidence from selection to installation while adding beauty, light, instant curb appeal and value to your home.

Transforming your ordinary door to extraordinary,

Angel & Andy Bates




Benefits of Upgrading Your Exterior Front Door



- Instant curb appeal
- Adds value to the home
- Increases the amount of light into the entryway
- Personalizes your home's exterior
- Oftentimes, it's less expensive than purchasing a whole new door
- Fast and easy home project (typically takes about 6 weeks or less)
- Working with us eliminates frustration with outside contractors. We provide all-inclusive service




We make it easy to upgrade your existing front entry



5. SHARE

Share your before & after with us using #TheGlassDoorStore hashtag!



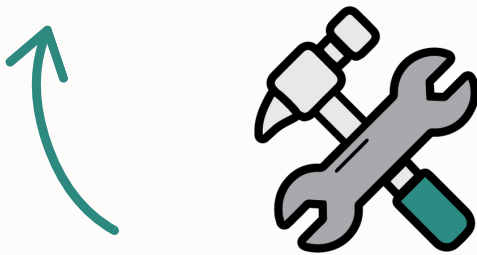
1. MEASURE

Gather your measurements using our Easy Measure Guide.



2. CONNECT

We would love to answer any of your questions! Connect with us online, by phone or visit any of our two showrooms.



4. INSTALL

After we've received and inspected your products in our warehouse, we'll connect with you to arrange your install or product pick up date.



3. CHOOSE

Select your preferred style and size and make your deposit to get your order started.

Add glass to your existing front door



Adding glass to your existing front door is an inexpensive option to add instant curb appeal to your home's exterior. Additionally, a textured or decorative glass insert can help lighten up a dark interior entryway. If there's already glass in the door, we can help upgrade existing glass from clear to decorative or older to newer designs, or replace the entire door unit when necessary or desired. Glass only projects take less than 75 minutes typically and can be done in one day. There's also an option for hurricane impact glass perfect for Florida homeowners seeking peace of mind from impending storms and everyday security.

Upgrade your door hardware



Upgrading your door hardware can be an inexpensive way to change the aesthetics of your front door while providing practical solutions. Upgrading to keyless or electronic door hardware can help when there are multiple family members entering and leaving the home. They can also come with WiFi capabilities, host several codes at a time and provide peace of mind when keys are lost. Most of these keypads also provide a traditional key to those who are uncomfortable with the idea of having just a keypad. We offer Yale, Schlage and Emtek door hardware at both our showrooms to help customers find the perfect new set!



Paint your front door

Painting your front door can be a great way to spruce up the exterior of your home! Whether your home calls for a pop of color, a more earthy tone or a simple coat of paint, it can help instantly transform your home's exterior. We recommend painting after the door is primed for a clean finish on a smooth door. Some homeowners enjoy a more wood-grain texture that can be accomplished with a stain or a paint. We can provide resources to customers looking to have their door painted professionally at the time of purchase.



Upgrade your exterior lighting



Typically, outdoor lights endure some wear and tear throughout the years due to weather or element exposure. Updating your exterior lighting can improve your home's curb appeal and offer a warm welcome to guests and family. Modern and traditional wall sconces are highly popular right now and can offer a complimentary style to your home's exterior. Adding two light fixtures can also help balance the front entry well.

Personalize your door



Last but not least, a great way to update your home's front entry is to personalize it! Make it yours! Add a warm greeting with your doormat, change out the doorbell, add potted plants, a bench and pillows or a beautiful and elegant wreath. This is great and inexpensive way to update your home! You can also change it out to match the seasons!

Connect with us!

GlassDoorStore.com

We'd love to connect with you! Feel free to call, visit us or submit our online form today at GlassDoorStore.com/contactus

We serve the Tampa, Lakeland and surrounding areas . We serve the Hillsborough County, Pinellas County, Pasco County, Polk County, Manatee County areas for glass installations.

For door installations, we service Hillsborough and Polk counties.

If you're outside of our service area, we'll gladly work with you and your contractor to supply you with the products you'll need for your door project. Feel free to get in touch with us to learn more on how we work with your local contractor.

TAMPA STORE

14972 N. Florida Ave.
Tampa, FL 33613

(813) 991-0028

Tampa Showroom Hours:
Tues – Friday: 10:00am – 4:30pm
Saturday: 10am – 4:00pm
Sun & Monday: Closed

LAKELAND STORE

2927 Parkway St
Lakeland, FL 33811

(863) 272-7311

Lakeland Showroom Hours:
Tues – Friday: 10:00am – 4:30pm
Saturday: By Appointment Only
Sun & Monday: Closed