

simplifi<sup>®</sup>



# Simplifi Contact

---

Station: Contacts Integration

Station Contacts is the first milestone in our goal to provide the most robust UC product on the market. Contacts are the center point of all our communications, and this new feature integrates your contacts with Station. Current integrations are with the following providers:

G-Suite (Google)  
Office365

This integration includes avatar images and contact sync between Station and your integration point. You may also choose not to integrate at all. In that situation, we provide the user the ability to upload a CSV file with their contacts and they may manage that list within the Station interface.

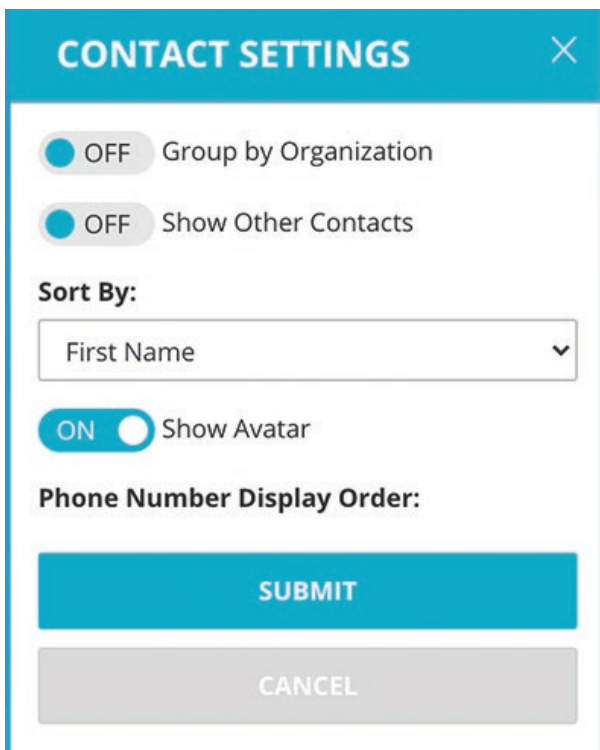
#### CONTACT MANAGEMENT:

Station Contacts allows you to view and manage your contacts by syncing your contacts with your integration point. The integration includes avatar syncing too. Any updates made to contacts in Station will be pushed up to your integration point. The converse also applies – any changes made to the contacts in your integration point will be pushed down to Station.

Add Contact  
Edit Contact  
Delete Contact  
Update/Add Contact Avatar Image

#### Contact display options are:

Sort by first or last name  
Group by Organization  
Show or hide avatar images  
Order phone numbers based on number type



**CONTACT SETTINGS** ✕

☐ OFF Group by Organization

☐ OFF Show Other Contacts

**Sort By:**

First Name ▼

☒ ON Show Avatar

**Phone Number Display Order:**

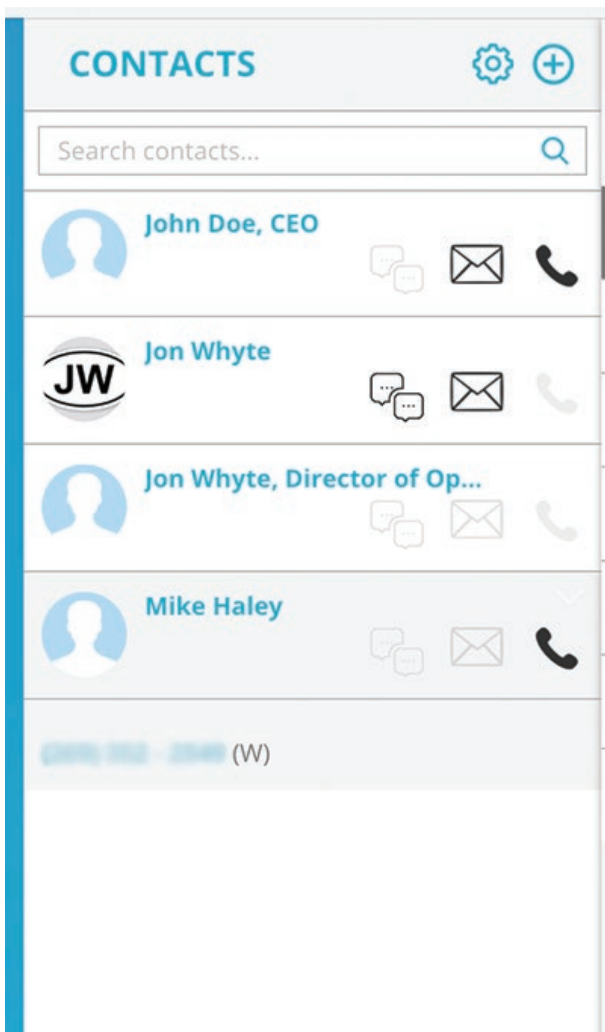
SUBMIT

CANCEL

**CONTACT ACTIONS:****CLICK-2-CALL AND EMAIL**

Using the contacts list, any contact that you have a telephone number assigned to, you can click the phone icon to initiate a quick call to that phone number. If the contact has more than one telephone associated to them, the contact information is expanded downwards to show you all their numbers and allow you to click on a specific number to call.

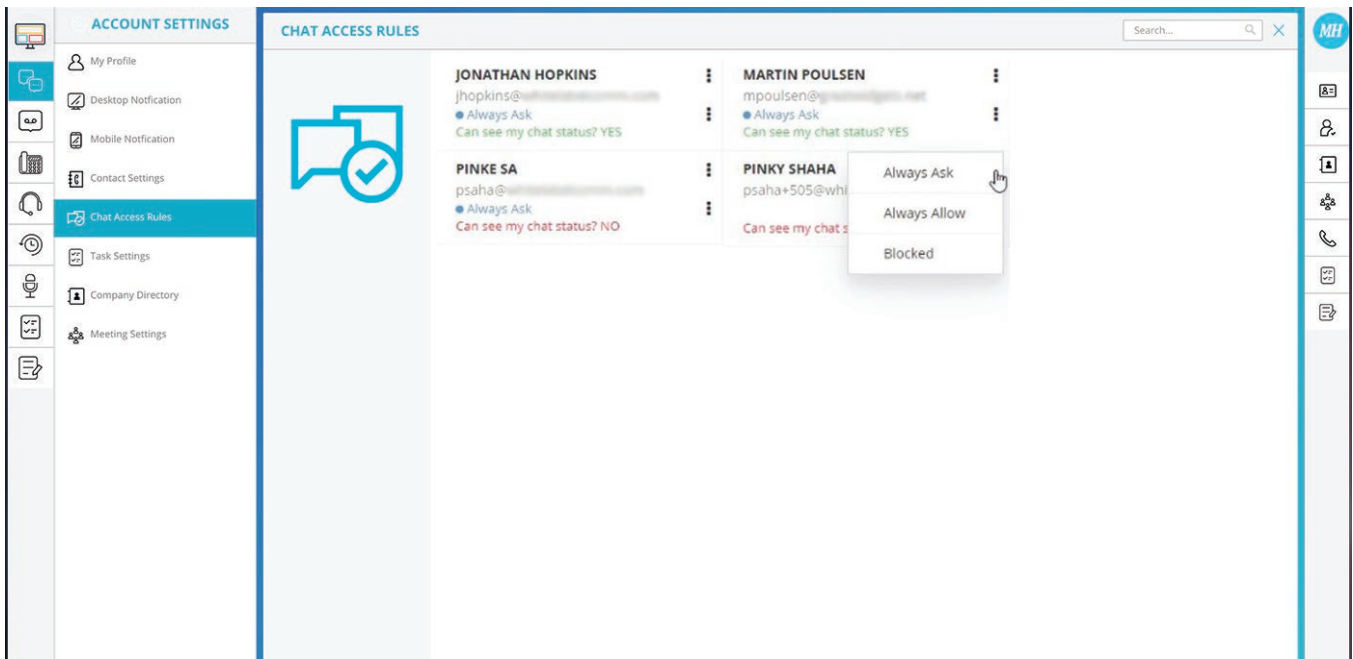
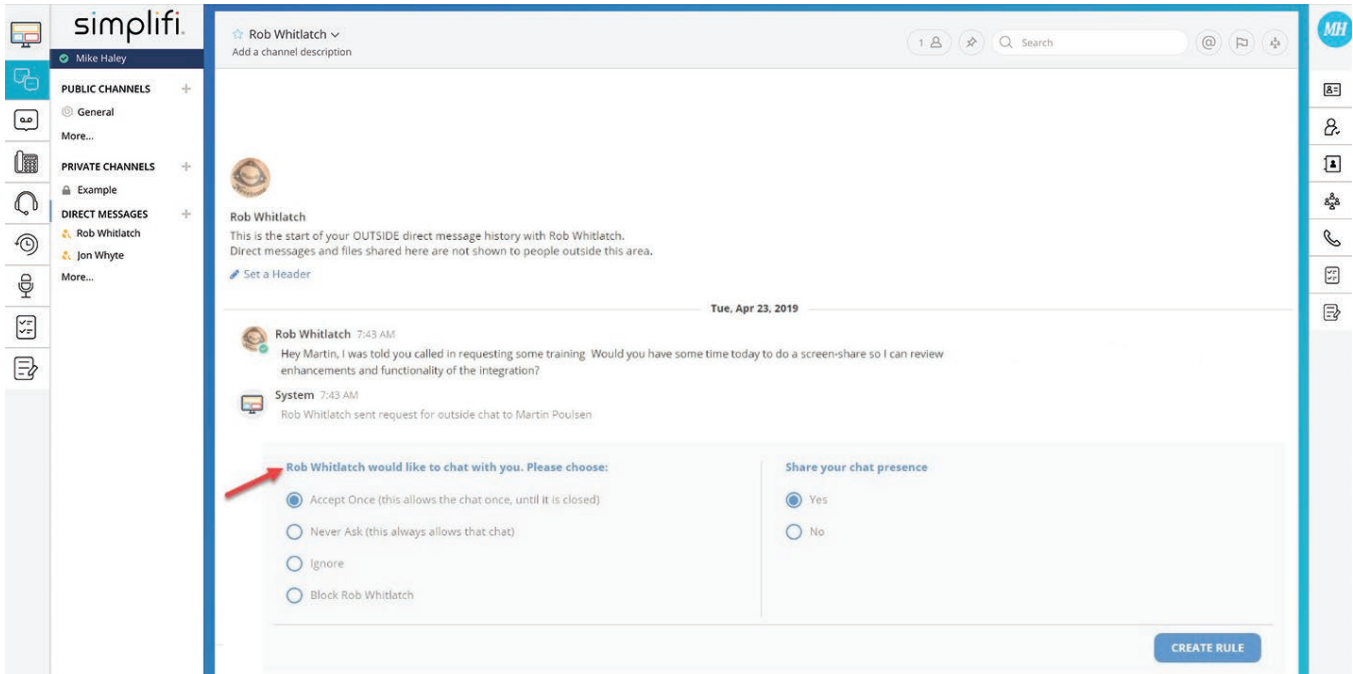
Click-2-Email the contact's email address. If the contact has more than one email address associated to them, the contact information is expanded downwards to show you all their email addresses and allow you to click on a specific email. The Station application will then automatically open your computer's default email client and pre-populate the 'To' field with their email address.



## OUTSIDE MESSAGING

With contacts integration, Station now allows you to chat directly with your contacts who also have the Station UC client! When a person outside your account initiates a chat with you, a chat access rule is presented as a question for you to answer regarding whether you want to accept their request to chat, ignore the request for a set period of time, or block the user. This chat access rule is per-person and can be changed at any time in your Station account settings. Imagine how this can help by chatting with support!

When communicating with a contact in another Station account as an outside message, you may also define whether you wish to

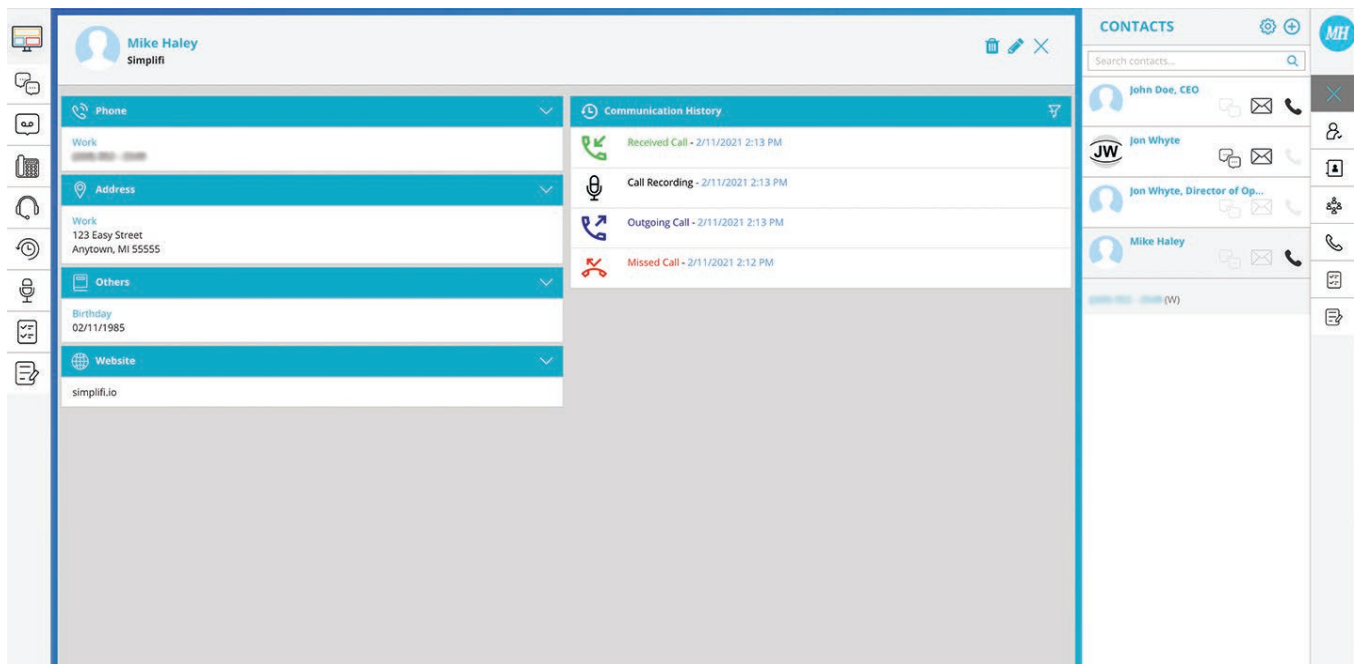


share your chat presence with that contact.

### COMMUNICATION HISTORY

Quickly and easily review past communication history with a contact. All you must do is remember the person you communicated with! Communication history keeps a log of all:

Phone Calls  
Voicemails  
Call Recordings



Station Meetings  
Chat Conversations