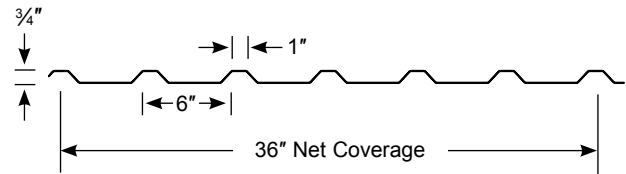



U-Panel is an economical, structural, through-fastened roof or wall panel suitable for general usage.



U-Panel is especially suitable as an interior partition, liner panel for mini-storages or as an exterior vertical wall panel.

Properties									Standard Finishes	
Gauge	Base Steel Thickness (in)	Yield (ksi)	Tensile (ksi)	Wt. (lbs/ft ²)	I+ (in ⁴ /ft)	S+ (in ³ /ft)	I- (in ⁴ /ft)	S- (in ³ /ft)	Metallic Coating	Paint System
26	0.0173	80	82	0.85	0.0260	0.0410	0.0204	0.0357	AZ50	Dura Tech™ <i>nt</i>
24	0.0232	50	65	1.14	0.0333	0.0618	0.0293	0.0566	AZ50	Dura Tech™ 5000 or Dura Tech™ <i>mx</i>
22	0.0294	50	65	1.44	0.0433	0.0810	0.0411	0.0736	AZ50	

NOTES: The moments of inertia, I⁺ and I⁻, presented for determining deflection are: $(2I_{\text{Effective}} + I_{\text{Gross}})/3$

standard features

- 36" coverage roof and wall panel.
- Minimum recommended slope 3:12.
- Gauges: 22ga, 24ga, and 26ga in standard finishes.
- Refer to AEP Span Color Charts for full range of color options and paint systems.
- Custom manufactured panel lengths: 6'-0" to 50'-0".
- Purlin-bearing leg speeds installation and improves the quality of panel side laps providing a consistent weather resistant joint.
- Roof assemblies Class A Fire Rated when installed on non-combustible deck or framing per IBC or IRC or when installed in accordance to UL listings (UL790). Wall assemblies rated for fire resistance (UL263) when installed in accordance with UL listings.
- Building Code Approval Report: #ER-0550.
- Manufactured in Sacramento, CA.

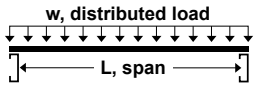
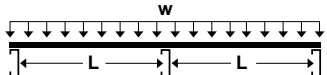
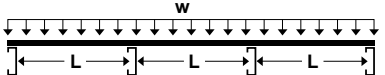


optional features

- Short cut sheets from 6'-0" to 1'-0". Additional fees and lead times may apply.
- Custom colors, thick film primer and/or clear coat paint finishes available. Subject to 4,500 square feet minimum order.*
- Perforation options available for an additional charge. Minimum order size 1,500 square feet. Select from standard perforation patterns with open areas of 13.8%, 23.4%, 30.6% or 41.4%.
- Stucco embossed available on 26ga, 24ga and 22ga. Subject to minimum order size of 1,500 square feet.
- Steel conforming to Buy American available. Inquire for more information.

* Inquire with an AEP Span Sales Representative.

Gauge	Span	Cond.	Allowable Inward Loads (lbs/ft ²) per Span (ft.-in.)								
			2'-0"	2'-6"	3'-0"	3'-6"	4'-0"	5'-0"	6'-0"	7'-0"	8'-0"
26	Single Span	ASD, W/Ω	246	157	109	80	61	39	27	20	15
		L/180	-	145	84	53	36	18	11	7	4
	Double Span	ASD, W/Ω	207	134	93	69	53	33	23	17	13
		L/180	-	-	-	-	-	-	-	16	11
	Triple Span	ASD, W/Ω	257	166	116	85	65	42	29	21	16
		L/180	-	-	-	-	-	34	20	13	8
24	Single Span	ASD, W/Ω	308	197	137	101	77	49	34	25	19
		L/180	-	186	108	68	46	23	13	8	6
	Double Span	ASD, W/Ω	273	177	123	91	70	44	31	22	17
		L/180	-	-	-	-	-	-	-	20	14
	Triple Span	ASD, W/Ω	336	219	153	113	87	56	38	29	21
		L/180	-	-	-	-	86	44	25	16	11
22	Single Span	ASD, W/Ω	404	259	180	132	101	65	45	33	25
		L/180	-	242	140	88	59	30	18	11	7
	Double Span	ASD, W/Ω	353	229	160	118	91	57	40	29	22
		L/180	-	-	-	-	-	-	-	27	18
	Triple Span	ASD, W/Ω	435	284	199	147	113	73	50	37	28
		L/180	-	-	-	-	112	57	33	21	14

Inward Loads	Single Span		<p>NOTES: Top values based on allowable stress (ASD). Bottom values based on a deflection limit of L/180. "-" denotes that the allowable load is limited by the panel stress (ASD) vs. deflection limit. Steel conforms to ASTM A653 (Galvanized) or ASTM A792 (ZINCALUME) structural steel. Tabulated values are for positive (inward) uniform loading only. Values are based on the American Iron and Steel Institute "Cold Formed Steel Design Manual" (AISI S100-16). Refer to www.aepspan.com for more complete performance data, including outward (wind uplift) panel attachment tables.</p>
	Double Span		
	Triple Span		

Oil Canning : All flat metal surfaces can display waviness commonly referred to as "oil canning". "Oil canning" is an inherent characteristic of steel products, not a defect, and therefore is not a cause for panel rejection.

