
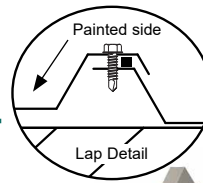
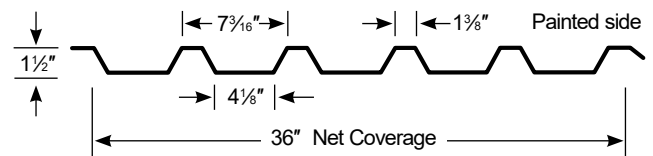


Reversed Box Rib is an economical, structural, exposed-fastener roof and wall panel suitable for general usage.



Reversed Box Rib (Typical Roof and Wall Panel)



Reversed Box Rib is ideal for roof, vertical and horizontal wall applications, ceilings or soffits.

Properties									Standard Finishes	
Gauge	Base Steel Thickness (in)	Yield (ksi)	Tensile (ksi)	Wt. (lbs/ft ²)	I+ (in ⁴ /ft)	S+ (in ³ /ft)	I- (in ⁴ /ft)	S- (in ³ /ft)	Metallic Coating	Paint System
26	0.0173	80	82	0.91	0.0967	0.0674	0.0756	0.0653	AZ50	Dura Tech™ <i>nt</i>
24	0.0232	50	65	1.22	0.1344	0.1158	0.1098	0.1016	AZ50	Dura Tech™ 5000 (polyvinylidene fluoride) or Dura Tech™ <i>mx</i> (metallic polyvinylidene)
22	0.0294	50	65	1.54	0.1700	0.1587	0.1456	0.1431	AZ50	
20	0.0354	40	55	1.85	0.2067	0.2122	0.1911	0.1928	G90	
18	0.0459	40	55	2.40	0.2667	0.2740	0.2600	0.2573	G90	

NOTES: The moments of inertia, I⁺ and I⁻, presented for determining deflection are: $(2I_{\text{Effective}} + I_{\text{Gross}})/3$

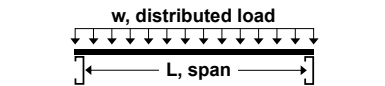
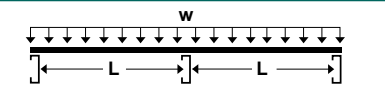
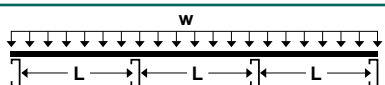
standard features

- Minimum recommended slope 1:12.
- Gauges: 22ga, 24ga, and 26ga in standard finishes and 20ga available in ZINCALUME® Plus. Refer to AEP Span Color Charts for full range of color options, prints, textures, finishes and paint systems.
- Custom manufactured panel lengths: 6'-0" to 50'-0".
- Matching fiberglass panels available.
- Testing: ASTM E283 (air infiltration) and ASTM E331 (water infiltration). All testing performed by accredited third-party.
- Roof assemblies Class A Fire Rated when installed on non-combustible deck or framing per IBC or IRC or when installed in accordance to UL listings (UL790). Wall assemblies rated for fire resistance (UL263) when installed in accordance with UL listings.
- Building Code Approval Report: IAPMO-UES #ER-0550.

optional features

- Short cut sheets from 5'-0" to 1'-0". Additional fees and lead times may apply.
- 20ga available in standard colors subject to a minimum order size of 4,500 square feet and longer lead times.
- 18ga available in bare galvanized G-90 and standard colors subject to a minimum order size of 4,500 square feet and longer lead times.
- Custom colors, thick film primer and/or clear coat paint finishes available. Subject to 4,500 square feet minimum order.
- Perforation options available for an additional charge. Minimum order size 1,500 square feet. Select from standard perforation patterns with open areas of 7.8%, 13.8%, 23.4%, 30.6% or 41.4%.
- Stucco embossed available on 26ga, 24ga and 22ga. Subject to minimum order size of 1,500 square feet.

Gauge	Span	Cond.	Allowable Inward Loads (lbs/ft ²) per Span (ft.-in.)								
			2'-0"	2'-6"	3'-0"	4'-0"	5'-0"	6'-0"	7'-0"	8'-0"	10'-0"
26	Single Span	ASD, W/Ω	404	258	179	101	65	45	33	25	16
		L/180	-	-	-	-	-	39	25	17	8
	Double Span	ASD, W/Ω	344	229	163	94	61	42	31	24	15
		L/180	-	-	-	-	-	-	-	-	-
	Triple Span	ASD, W/Ω	411	277	199	115	76	53	39	30	19
		L/180	-	-	-	-	-	-	-	-	16
24	Single Span	ASD, W/Ω	578	370	257	145	92	64	47	36	23
		L/180	-	-	-	-	-	54	34	23	12
	Double Span	ASD, W/Ω	475	311	218	124	80	55	41	31	20
		L/180	-	-	-	-	-	-	-	-	-
	Triple Span	ASD, W/Ω	578	381	269	154	99	70	51	39	24
		L/180	-	-	-	-	-	-	-	-	22
22	Single Span	ASD, W/Ω	792	507	352	198	127	88	65	49	32
		L/180	-	-	-	-	-	119	69	43	15
	Double Span	ASD, W/Ω	676	440	309	176	113	79	57	43	28
		L/180	-	-	-	-	-	-	-	-	-
	Triple Span	ASD, W/Ω	825	542	382	218	141	98	72	55	35
		L/180	-	-	-	-	-	-	-	55	28
20	Single Span	ASD, W/Ω	847	542	376	212	136	94	69	53	34
		L/180	-	-	-	-	-	84	53	35	18
	Double Span	ASD, W/Ω	717	470	331	188	122	84	62	48	30
		L/180	-	-	-	-	-	-	-	-	-
	Triple Span	ASD, W/Ω	872	576	408	234	151	106	77	59	37
		L/180	-	-	-	-	-	-	-	-	34
18	Single Span	ASD, W/Ω	1094	700	486	273	175	122	89	68	44
		L/180	-	-	-	-	-	108	68	46	23
	Double Span	ASD, W/Ω	953	626	441	251	162	113	83	64	40
		L/180	-	-	-	-	-	-	-	-	-
	Triple Span	ASD, W/Ω	1157	767	543	312	202	140	103	79	50
		L/180	-	-	-	-	-	-	-	-	44

Inward Loads	Single Span		<p>NOTES: Top values based on allowable stress (ASD). Bottom values based on a deflection limit of L/180. "-" denotes that the allowable load is limited by the panel stress vs. deflection limit. Steel conforms to ASTM A653 (Galvanized) or ASTM A792 (ZINCALUME) structural steel. Tabulated values are for positive (inward) uniform loading only. Values are based on the American Iron and Steel Institute "Cold Formed Steel Design Manual" (AISI S100-12). Refer to aepspan.com for more complete Reversed Box Rib performance data.</p>
	Double Span		
	Triple Span		

Oil Canning : All flat metal surfaces can display waviness commonly referred to as "oil canning". "Oil canning" is an inherent characteristic of steel products, not a defect, and therefore is not a cause for panel rejection.

