

# Kitchen cleaning procedures

## Products Needed



Disinfecting degreaser



Multi-purpose degreaser

## Tools Needed



Cleaning Cloth



Kitchen Scraper



Scourer



Spray Bottle

## Frequency

Disinfect surfaces with food contact after each meal preparation  
Cleaning as per cleaning schedule

## General and tough degreasing and disinfecting on surfaces with food contact



Remove loose debris using cloth.



Scrape off solidified grease using a scraper.




Apply Disinfecting degreaser spray to surface.



Scrub surface until clean.



Reapply spray.



To disinfect, leave for to act for 5 minutes.



Rinse residual product from surface.

## Tough kitchen grease cleaning




Remove loose debris using cloth.



Scrape off solidified grease using a scraper.



Apply Power degreaser spray to surface.



For tougher soils, leave to act for 5 minutes before scrubbing surface.



Scrub surface until clean.



Rinse residual product from surface.

## General degreasing



Remove loose debris using cloth.



Dilute Multi-purpose degreaser down into spray bottle based on type of soil.



Apply spray to surface.



For tougher soils, leave to act for 5 minutes before scrubbing surface.




Scrub surface until clean.



Rinse residual product from surface.

## Mop



Clean floor following **Damp Mop** procedures.