



# ARROWQUIP

EASIER LIVESTOCK HANDLING



*Sheep & Cattle*

# STOCKYARD PACKAGES

EDITION 8: EASIER LIVESTOCK HANDLING



**MASTER**

**PRO**

**ELITE**

 Free Call 1800 814 107

 [Arrowquip.com.au](http://Arrowquip.com.au)



Arrowquip partners with Austube Mills for the supply of DuraGal steel for all livestock handling equipment manufactured in the factory plant in Tamworth, NSW.

We choose only first grade high tensile, Australian galvanised steel, that not only meets strict Australian standards, but is traceable and environmentally sustainable. Backed by our 10 year workmanship guarantee, your Arrowquip purchase will continue to deliver you peace of mind for decades to come.



The Australian Made, Australian Owned (AMAO) logo supports growers, processors, and manufacturers in Australia by allowing them to promote their products as genuinely Australian. Additionally, with a highly recognisable and trusted symbol, it provides consumers and businesses with the confidence that the product they are purchasing has been made in Australia by an Australian owned company. Arrowquip have partnered with the Australian Made campaign to provide consumers with the confidence that the Arrowquip product that they purchase has been made in Australia by Australian workers, thus supporting the future of Aussie jobs.

**BUY LOCAL. BUY AUSTRALIAN.  
CERTIFIED AND TRUSTED.**





CATTLE SECTION			
CRUSH	4	300 HEAD	19
PACKAGE DEALS & STOCKING GUIDE	5	360 HEAD	20
CATTLE PANEL SPECIFICATIONS	7	550 HEAD	21
SEMI PERMANENT CATTLE YARD	8	580 HEAD	22
PERMANENT CATTLE YARD	9	600 HEAD	23
10 HEAD	10	640 HEAD	24
30 HEAD	11	900 HEAD	25
55 HEAD BUDFLOW	12	1400 HEAD	26
55 HEAD	13	LOADING RAMPS	27
82 HEAD	14	Q-FLOW	28
90 HEAD	15	Q-FLOW BENEFITS	29
140 HEAD BUDFLOW	16	BUDFLOW - CURVED	30
140 HEAD	17	BUDFLOW - STRAIGHT	31
210 HEAD	18	CASE STUDY	32
SHEEP SECTION			
SHEEP INTRO	34	1450 HEAD	46
SHEEP PANEL	35	1530 HEAD	47
SEMI PERMANENT SHEEP YARD	36	1800 HEAD	48
PERMANENT SHEEP YARD	37	1900 HEAD	49
50 HEAD	38	2500 HEAD	50
110 HEAD	39	2700 HEAD	51
140 HEAD	40	2800 HEAD	52
250 HEAD	41	3400 HEAD	53
400 HEAD	42	LOADING RAMPS	54
710 HEAD	43	SHEEP DRAFT MODULE	55
710 HEAD	44	SHEEP & GOAT CATCHER	56
1050 HEAD	45	PORTABLE SHEEPYARD	57
COMBO			58
HORSE ROUND YARD			59
LIVESTOCK HANDLING			60
LIVESTOCK HANDLING			61
RECENT INSTALLATIONS			62
GLOSSARY			63



## COW CATCHER 47 VET CRUSH

**CODE: CWC4700V**

- Heavy duty head bail with dual locking mechanism
- Lifetime warranty on locks
- Patented design
- Australian made with 10 year manufacturer's guarantee
- Quiet low stress operation

### FEATURES



VET CAGE



NYLON RUMP FINGERS



SIDE ACCESS



## Q-CATCH MARK II DUAL

**CODE: QCMK2D**

- Heavy duty head bail with dual locking mechanism
- Lifetime warranty on locks
- Patented design
- Australian made with 10 year manufacturer's guarantee
- Quiet low stress operation
- Dual side squeeze 3/4 length
- Quietest manual crush on the market

### FEATURES



DUAL SIDE SQUEEZE



NYLON RUMP FINGERS



SIDE ACCESS



NECK ACCESS

While stocks last. Prices include GST. Freight charges apply. Arrowquip reserve the right to change the prices without notice. Prices may have changed since the printing of this book. Please confirm prices with an Arrowquip representative before confirming your order. Arrowquip's terms and conditions apply, visit [www.arrowquip.com.au/terms-conditions](http://www.arrowquip.com.au/terms-conditions) to learn more.





## Q-CATCH MARK II DUAL EXTREME

**CODE: QCMK2DX**

- Heavy duty head bail with dual locking mechanism
- Lifetime warranty on locks
- Patented design
- Australian made with 10 year manufacturer's guarantee
- Quiet low stress operation
- Dual side full length squeeze (vet cage included)
- Quietest manual crush on the market
- Solid virgin rubber floor which is quiet and less stressful for cattle

### FEATURES



DUAL  
SIDE SQUEEZE



NYLON RUMP  
FINGERS



SIDE  
ACCESS



NECK  
ACCESS



## Q-CATCH MARK II HYDRA

**CODE: QCMK2H**

- Heavy duty head bail with dual locking mechanism
- Lifetime warranty on locks
- Patented design
- Australian made with 10 year manufacturer's guarantee
- Quiet low stress operation
- Dual side full length squeeze (vet cage included)
- Highspeed head bail operation
- Solid virgin rubber floor which is quiet and less stressful for cattle

### FEATURES



DUAL  
SIDE SQUEEZE



NYLON RUMP  
FINGERS



SIDE  
ACCESS



NECK  
ACCESS

While stocks last. Prices include GST. Freight charges apply. Arrowquip reserve the right to change the prices without notice. Prices may have changed since the printing of this book. Please confirm prices with an Arrowquip representative before confirming your order. Arrowquip's terms and conditions apply, visit [www.arrowquip.com.au/terms-conditions](http://www.arrowquip.com.au/terms-conditions) to learn more.



## ARROWQUIP MANUFACTURES A WIDE RANGE OF STOCK HANDLING EQUIPMENT

To help you choose the right stockyard for your needs, we have designed and developed a number of packages to suit a variety of requirements.

These modular systems are designed to leverage animal behaviour to make handling livestock easier, faster and safer, and they come in three different grades..

### MASTER



### PRO

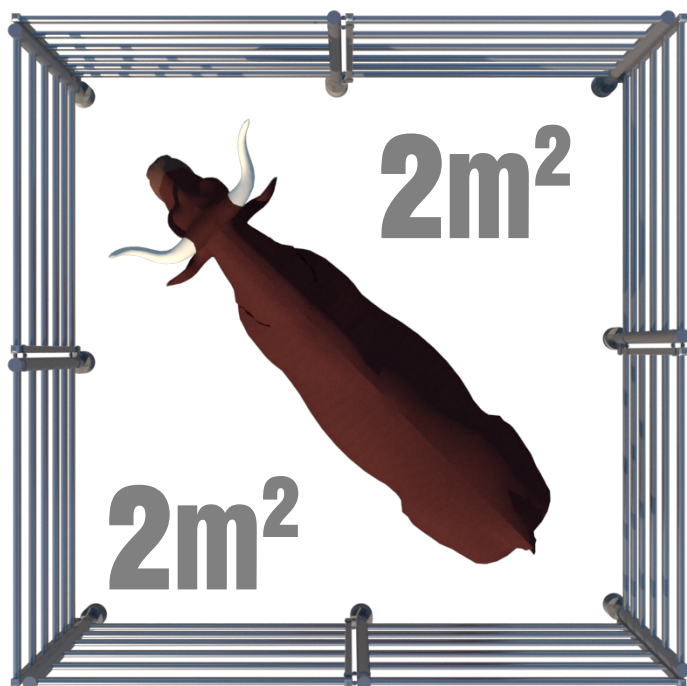


### ELITE

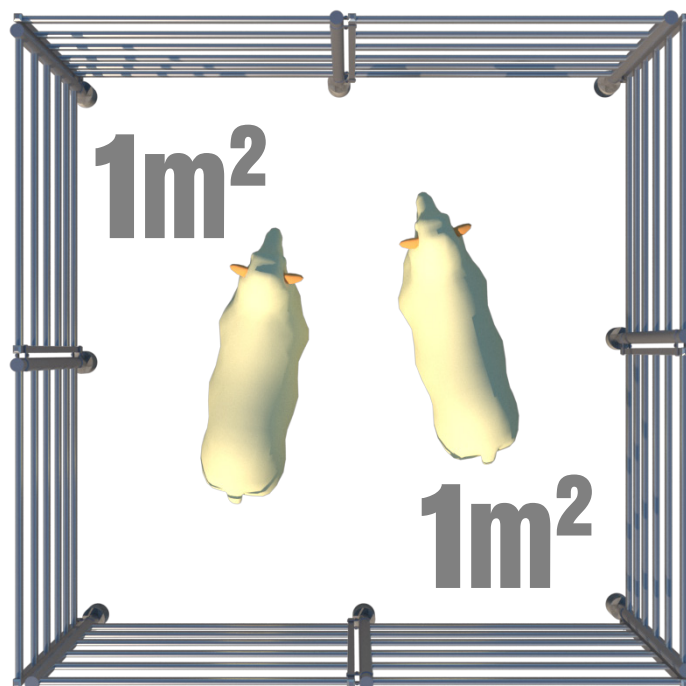


## STOCKING DENSITY GUIDE

We use the below rule when calculating stocking density



**0.5 HEAD PER SQM<sup>2</sup>**







**2 HEAD PER SQM<sup>2</sup>**

While stocks last. Prices include GST. Freight charges apply. Arrowquip reserve the right to change the prices without notice. Prices may have changed since the printing of this book. Please confirm prices with an Arrowquip representative before confirming your order. Arrowquip's terms and conditions apply, visit [www.arrowquip.com.au/terms-conditions](http://www.arrowquip.com.au/terms-conditions) to learn more.

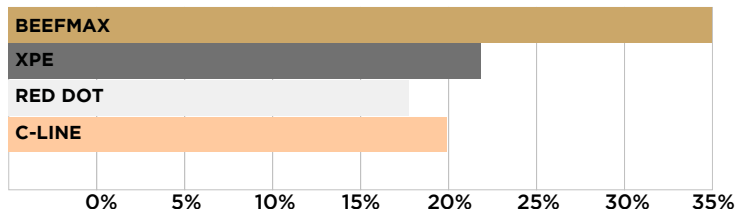




	ELITE		PRO	MASTER
	 IMPORTED C-LINE	 DuraGal® RED DOT	 DuraGal® XPE	 DuraGal® BEEFMAX
Rail Size	60x30 1.6mm oval rail	53x35 1.6mm oval rail	66x44 1.6mm oval rail	115x42 1.6mm oval rail
Rail Qty.	6	6	6	5
Upright	40x40 1.6mm square	40x40 1.6mm square	50x50 1.6mm square	50x50 1.6mm square
Galvanisation	Pre-Gal 50g/m2	Duragal® 200g/m2	Duragal® 200g/m2	Duragal® 200g/m2
Steel Strength	Low-Med tensile strength 100 MPa	Med-High tensile strength 350-450 MPa	Med-High tensile strength 350-450 MPa	Med-High tensile strength 350-450 MPa
Gate Framing	40 x40 x 1.6mm square	40 x40 x 2mm square	50 x 50 x 2.5mm square	50x50 x 2.5mm square
Gate Bows	Joined	Rolled	Rolled	Rolled
Gate Hinges	Steel Hinges (WOP/WOS)	Steel Hinges (WOP/WOS)	Nylon bushed	Nylon bushed
Gate Latch	Chain	Chain / Bolt Latch	Chain / Slam	Chain / Slam
Lug Size	5mm	5mm	5mm	5mm
Lug Attachment	Standard weld	Double pressure weld	Double pressure weld	Double pressure weld

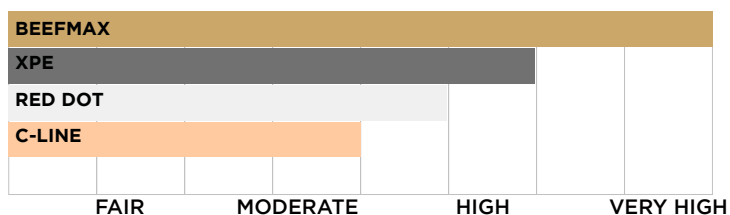
## VISIBILITY

THE HIGHER THE VISIBILITY, THE BETTER THE STOCKFLOW



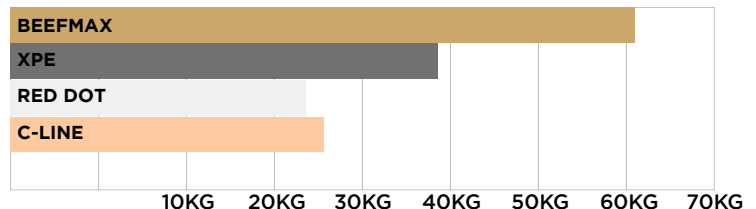
## STRENGTH

THE HIGHER THE TENSILE STRENGTH, THE MORE FORCE A RAIL CAN WITHSTAND



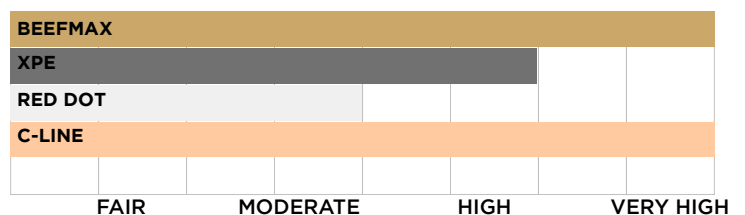
## STABILITY (WEIGHT)

TOTAL WEIGHT OF EACH PANEL, AND INDICATION OF STABILITY ONCE INSTALLED



## NON-BRUISE RATING

THE ABILITY FOR EACH RAIL TYPE TO MINIMISE BRUISING ON STOCK




Purchasing livestock yards is a big decision, and one that shouldn't be taken lightly. Arrowquip products are Australian made and built to last, so will be in use in your operation for decades to come. To assist you in choosing the right product for your property and budget, we have compiled the above information for guidance. We offer cattle panel in three rail types, all with differing ratings for visibility, strength, stability and non-bruising.





Semi-permanent yard systems provide you with the freedom to relocate, adjust or add to your design at any time. As a modular system, adding to or changing sections of your stockyards is as easy as pulling a pin. With a lug and pin locking system, panels can be quickly disassembled and assembled, providing flexibility and functionality to your design. If further strength is required, permanent posts can be installed in key locations to provide stability and peace of mind. These posts are concreted into the ground and connected to the panels with heavy duty double lugs.

Arrowquip offer semi-permanent panels in three grades – from the budget friendly imported medium duty Elite to heavy duty Pro and super heavy-duty Master. Both the Pro and Master range are proudly made in Australia from Australian steel.










Arrowquip's range of permanent cattle yards are a long-term investment into a sustainable and reliable future for your operation. Manufactured in our Australian factory, the high tensile and galvanised permanent range are built to last. We use a clamping system to join panels together, which allows for ease of installation, while the flagpole option can reduce costs significantly by removing the number of upright posts and clamps required.

With posts concreted into the ground, our modular yard designs provide the opportunity for livestock flow with the surety that they will stand up to the job for years to come.

Our permanent yards are offered in two grades – heavy duty Pro and super heavy-duty Master. Both ranges are proudly made in Australia.







## YARD FEATURES

24 m<sup>2</sup> footprint  
8 head working capacity (holds 12)  
2 pens  
1 person operation

3.5m fixed loading ramp  
Cow-Catcher 47 series vet crush  
Three-way draft

The Rural Starter is the ideal starting point for any farmer with a small herd. Comprising a versatile and functional design, this yard requires only one person to operate and includes all the essentials for easy stock management.

### MASTER

#### 61KG

- Medium to high tensile strength steel. 350-450 MPa
- 115x42 oval rail
- Visual block of 39%
- DuraGal pre-galvanising of 200 grams per sqm
- Package includes spring-loaded gate latches on all internal gates



### PRO

#### 39KG

- Medium to high tensile strength steel. 350-450 MPa
- 66x44 oval rail
- Visual block of 22%
- DuraGal pre-galvanising of 200 grams per sqm
- Package includes spring-loaded gate latches on all internal gates



### ELITE

#### 25KG

- Low/medium tensile strength steel. 100 MPa
- 60x30 oval rail
- Visual block of 20%
- Pre-galvanising of 50 grams per sqm



IMPORTED

### SEMI-PERMANENT

### PERMANENT

#### MASTER

CODE: AFQ20MASTER

**\$24,034**

#### PRO

CODE: AFQ20PRO

**\$22,018**

#### ELITE

CODE: AFQ20ELITE

**\$17,421**

#### MASTER

CODE: AFQ20PMMASTER

**\$26,699**

#### PRO

CODE: AFQ20PPRO


**\$23,432**

#### INSTALLATION

**\$14,763**

While stocks last. Prices include GST. Freight charges apply. Arrowquip reserve the right to change the prices without notice. Prices may have changed since the printing of this book. Please confirm prices with an Arrowquip representative before confirming your order. Arrowquip's terms and conditions apply, visit [www.arrowquip.com.au/terms-conditions](http://www.arrowquip.com.au/terms-conditions) to learn more.





## YARD FEATURES

69 m2 footprint  
 20 head working capacity (holds 35)  
 2 pens  
 1 person operation

3.5m fixed loading ramp  
 Cow-Catcher 47 series vet crush  
 Sliding gate before crush  
 Three-way draft

The Rural Classic is a great entry-level design which includes all the features you require in a cattle yard. With a circular layout to aid livestock flow, this yard can easily cater for up to 20 head of cattle.

### MASTER

#### 61KG

- Medium to high tensile strength steel. 350-450 MPa
- 115x42 oval rail
- Visual block of 39%
- DuraGal pre-galvanising of 200 grams per sqm
- Package includes spring-loaded gate latches on all internal gates



### PRO

#### 39KG

- Medium to high tensile strength steel. 350-450 MPa
- 66x44 oval rail
- Visual block of 22%
- DuraGal pre-galvanising of 200 grams per sqm
- Package includes spring-loaded gate latches on all internal gates



### ELITE

#### 25KG

- Low/medium tensile strength steel. 100 MPa
- 60x30 oval rail
- Visual block of 20%
- Pre-galvanising of 50 grams per sqm

**IMPORTED**

### SEMI-PERMANENT

### PERMANENT

#### MASTER

CODE: AFQ30MASTER

**\$29,321**

#### PRO

CODE: AFQ30PRO

**\$25,702**

#### ELITE

CODE: AFQ30ELITE

**\$19,655**

#### MASTER

CODE: AFQ30PMMASTER

**\$34,413**

#### PRO


CODE: AFQ30PPRO

**\$29,708**

#### INSTALLATION

**\$18,993**

While stocks last. Prices include GST. Freight charges apply. Arrowquip reserve the right to change the prices without notice. Prices may have changed since the printing of this book. Please confirm prices with an Arrowquip representative before confirming your order. Arrowquip's terms and conditions apply, visit [www.arrowquip.com.au/terms-conditions](http://www.arrowquip.com.au/terms-conditions) to learn more.



## YARD FEATURES

136 m2 footprint  
45 head working capacity (holds 65)  
3 pens  
1 person operation

3.5m fixed loading ramp  
Cow-Catcher 47 series vet crush  
Bud Flow forcing yard  
Three-way draft

The 55 Head Safety First yard provides safety and productivity in a small package. Containing all the infrastructure needed for managing the small herd of cattle, the Safety First puts the handler in the correct position while loading cattle into the race through the inclusion of the Bud Flow force, thus reducing risk to handlers.

### MASTER

#### 61KG

- Medium to high tensile strength steel. 350-450 MPa
- 115x42 oval rail
- Visual block of 39%
- DuraGal pre-galvanising of 200 grams per sqm
- Package includes spring-loaded gate latches on all internal gates



### PRO

#### 39KG

- Medium to high tensile strength steel. 350-450 MPa
- 66x44 oval rail
- Visual block of 22%
- DuraGal pre-galvanising of 200 grams per sqm
- Package includes spring-loaded gate latches on all internal gates



### ELITE

#### 25KG

- Low/medium tensile strength steel. 100 MPa
- 60x30 oval rail
- Visual block of 20%
- Pre-galvanising of 50 grams per sqm



IMPORTED

### SEMI-PERMANENT

### PERMANENT

#### MASTER

CODE: AFQ55BFMASTER

**\$46,418**

#### PRO

CODE: AFQ55BFPRO

**\$42,709**

#### ELITE

CODE: AFQ55BFELITE

**\$32,385**

#### MASTER

CODE: AFQ55BFMASTER

**\$49,283**

#### PRO

CODE: AFQ55BFPRO


**\$44,372**

#### INSTALLATION

**\$24,744**

While stocks last. Prices include GST. Freight charges apply. Arrowquip reserve the right to change the prices without notice. Prices may have changed since the printing of this book. Please confirm prices with an Arrowquip representative before confirming your order. Arrowquip's terms and conditions apply, visit [www.arrowquip.com.au/terms-conditions](http://www.arrowquip.com.au/terms-conditions) to learn more.





### YARD FEATURES

121 m2 footprint  
40 head working capacity (holds 60)  
4 pens  
1 person operation

3.5m fixed loading ramp  
Cow-Catcher 47 series vet crush  
Three-way draft

The Popular Choice is designed for the one-person operation with a working capacity of up to 40 head of cattle. It includes a central race which allows for two way drafting after the crush. This yard also incorporates loading and unloading facilities and a versatile and safe Arrowquip crush.

#### MASTER

##### 61KG

- Medium to high tensile strength steel. 350-450 MPa
- 115x42 oval rail
- Visual block of 39%
- DuraGal pre-galvanising of 200 grams per sqm
- Package includes spring-loaded gate latches on all internal gates



#### PRO

##### 39KG

- Medium to high tensile strength steel. 350-450 MPa
- 66x44 oval rail
- Visual block of 22%
- DuraGal pre-galvanising of 200 grams per sqm
- Package includes spring-loaded gate latches on all internal gates



#### ELITE

##### 25KG

- Low/medium tensile strength steel. 100 MPa
- 60x30 oval rail
- Visual block of 20%
- Pre-galvanising of 50 grams per sqm



IMPORTED

#### SEMI-PERMANENT

#### PERMANENT

##### MASTER

CODE: AFQ55MASTER

**\$39,123**

##### PRO

CODE: AFQ55PRO

**\$33,710**

##### ELITE

CODE: AFQ55ELITE

**\$23,245**

##### MASTER

CODE: AFQ55PMMASTER

**\$46,722**

##### PRO


CODE: AFQ55PPRO

**\$38,830**

##### INSTALLATION

**\$22,393**

While stocks last. Prices include GST. Freight charges apply. Arrowquip reserve the right to change the prices without notice. Prices may have changed since the printing of this book. Please confirm prices with an Arrowquip representative before confirming your order. Arrowquip's terms and conditions apply, visit [www.arrowquip.com.au/terms-conditions](http://www.arrowquip.com.au/terms-conditions) to learn more.



## YARD FEATURES

170 m<sup>2</sup> footprint  
55 head working capacity (holds 85)  
3 pens  
1 person operation

3.5m fixed loading ramp  
Cow-Catcher 47 series vet crush  
Curved race  
Two-way draft

This 82 Head Rural Classic yard is popular for a reason. With a curved race and a bugle yard layout, this design is made for easy flow, low stress cattle-handling. It is also very good value for size.

### MASTER

#### 61KG

- Medium to high tensile strength steel. 350-450 MPa
- 115x42 oval rail
- Visual block of 39%
- DuraGal pre-galvanising of 200 grams per sqm
- Package includes spring-loaded gate latches on all internal gates



### PRO

#### 39KG

- Medium to high tensile strength steel. 350-450 MPa
- 66x44 oval rail
- Visual block of 22%
- DuraGal pre-galvanising of 200 grams per sqm
- Package includes spring-loaded gate latches on all internal gates



### ELITE

#### 25KG

- Low/medium tensile strength steel. 100 MPa
- 60x30 oval rail
- Visual block of 20%
- Pre-galvanising of 50 grams per sqm



IMPORTED

### SEMI-PERMANENT

### PERMANENT

#### MASTER

CODE: AFQ82MASTER

**\$34,529**

#### PRO

CODE: AFQ82PRO

**\$30,921**

#### ELITE

CODE: AFQ82ELITE

**\$23,606**

#### MASTER

CODE: AFQ82PMMASTER

**\$40,117**

#### PRO

CODE: AFQ82PPRO

**\$34,446**

#### INSTALLATION


**\$20,705**

While stocks last. Prices include GST. Freight charges apply. Arrowquip reserve the right to change the prices without notice. Prices may have changed since the printing of this book. Please confirm prices with an Arrowquip representative before confirming your order. Arrowquip's terms and conditions apply, visit [www.arrowquip.com.au/terms-conditions](http://www.arrowquip.com.au/terms-conditions) to learn more.





## THE LOW STRESS PROCESSING YARD



## YARD FEATURES

172 m2 footprint  
55 head working capacity (holds 85)  
3 pens  
1 person operation  
3.5m fixed loading ramp

Cow-Catcher 47 series vet crush  
Curved race  
Beef Buddy forcing yard  
Three-way draft

The Low Stress Processing Yard is designed around the concept that cattle want to return from where they came. Moving in a clockwise direction, cattle loaded into the Beef Buddy from the pen are naturally inclined to turn and flow anti-clockwise into the race. With the addition of a curved race, two-way draft, Vet crush and loading ramp, managing livestock will be a breeze for both handler and beast.

## MASTER

## 61KG

- Medium to high tensile strength steel. 350-450 MPa
- 115x42 oval rail
- Visual block of 39%
- DuraGal pre-galvanising of 200 grams per sqm
- Package includes spring-loaded gate latches on all internal gates



## PRO

## 39KG

- Medium to high tensile strength steel. 350-450 MPa
- 66x44 oval rail
- Visual block of 22%
- DuraGal pre-galvanising of 200 grams per sqm
- Package includes spring-loaded gate latches on all internal gates



## ELITE

## 25KG

- Low/medium tensile strength steel. 100 MPa
- 60x30 oval rail
- Visual block of 20%
- Pre-galvanising of 50 grams per sqm



IMPORTED

## SEMI-PERMANENT

## PERMANENT

## MASTER

CODE: AFQ90MASTER

\$47,823

## PRO

CODE: AFQ90PRO

\$42,771

## ELITE

CODE: AFQ90ELITE

\$35,275

## MASTER

CODE: AFQ90PMMASTER

\$55,125

## PRO


CODE: AFQ90PPRO

\$48,898

## INSTALLATION

\$28,352

While stocks last. Prices include GST. Freight charges apply. Arrowquip reserve the right to change the prices without notice. Prices may have changed since the printing of this book. Please confirm prices with an Arrowquip representative before confirming your order. Arrowquip's terms and conditions apply, visit [www.arrowquip.com.au/terms-conditions](http://www.arrowquip.com.au/terms-conditions) to learn more.



## YARD FEATURES

270 m2 footprint  
90 head working capacity (holds 135)  
4 pens  
1 person operation  
3.5m fixed loading ramp  
Cow-Catcher 47 series vet crush  
Curved race

Drafting pound  
Cattle-free zone  
Sliding gate before crush  
Bud Flow forcing yard  
Five-way draft

The Breeder's Choice Safety Yard comprises a 90 head working capacity with the helpful addition of a Bud Flow force yard. The Bud Flow system takes safety & efficiency to another level for both handler and beast as it utilises the behaviour in cattle of wanting to return to where they came from. Throw in a curved race, Vet crush, drafting pound and five-way draft and you are set to manage your livestock safely and sustainably.

### MASTER

#### 61KG

- Medium to high tensile strength steel. 350-450 MPa
- 115x42 oval rail
- Visual block of 39%
- DuraGal pre-galvanising of 200 grams per sqm
- Package includes spring-loaded gate latches on all internal gates



### PRO

#### 39KG

- Medium to high tensile strength steel. 350-450 MPa
- 66x44 oval rail
- Visual block of 22%
- DuraGal pre-galvanising of 200 grams per sqm
- Package includes spring-loaded gate latches on all internal gates



### ELITE

#### 25KG

- Low/medium tensile strength steel. 100 MPa
- 60x30 oval rail
- Visual block of 20%
- Pre-galvanising of 50 grams per sqm



IMPORTED

### SEMI-PERMANENT

### PERMANENT

#### MASTER

CODE: AFQ140BFMASTER

**\$79,485**

#### PRO

CODE: AFQ140BFPRO

**\$70,242**

#### ELITE

CODE: AFQ140BFELITE

**\$52,251**

#### MASTER

CODE: AFQ140BFMASTER

**\$89,608**

#### PRO

CODE: AFQ140BFPRO


**\$76,609**

#### INSTALLATION

**\$36,085**

While stocks last. Prices include GST. Freight charges apply. Arrowquip reserve the right to change the prices without notice. Prices may have changed since the printing of this book. Please confirm prices with an Arrowquip representative before confirming your order. Arrowquip's terms and conditions apply, visit [www.arrowquip.com.au/terms-conditions](http://www.arrowquip.com.au/terms-conditions) to learn more.





### YARD FEATURES

282 m2 footprint  
95 head working capacity (holds 140)  
4 pens  
1 person operation  
3.5m fixed loading ramp

Cow-Catcher 47 series vet crush  
Curved race  
Drafting pound  
Cattle-free zone

The 140 Head Breeder's Choice yard is an entry level design that provides great value for money. With a working capacity of 95 head, this design incorporates all the features that you require in a facility to manage your livestock, whether that be drafting, processing, trucking or holding.

#### MASTER

##### 61KG

- Medium to high tensile strength steel. 350-450 MPa
- 115x42 oval rail
- Visual block of 39%
- DuraGal pre-galvanising of 200 grams per sqm
- Package includes spring-loaded gate latches on all internal gates



#### PRO

##### 39KG

- Medium to high tensile strength steel. 350-450 MPa
- 66x44 oval rail
- Visual block of 22%
- DuraGal pre-galvanising of 200 grams per sqm
- Package includes spring-loaded gate latches on all internal gates



#### ELITE

##### 25KG

- Low/medium tensile strength steel. 100 MPa
- 60x30 oval rail
- Visual block of 20%
- Pre-galvanising of 50 grams per sqm



IMPORTED

#### SEMI-PERMANENT

#### PERMANENT

##### MASTER

CODE: AFQ140MASTER

**\$54,471**

##### PRO

CODE: AFQ140PRO

**\$46,748**

##### ELITE

CODE: AFQ140ELITE

**\$31,731**

##### MASTER

CODE: AFQ140PMMASTER

**\$61,076**

##### PRO


CODE: AFQ140PPRO

**\$50,927**

##### INSTALLATION

**\$27,531**

While stocks last. Prices include GST. Freight charges apply. Arrowquip reserve the right to change the prices without notice. Prices may have changed since the printing of this book. Please confirm prices with an Arrowquip representative before confirming your order. Arrowquip's terms and conditions apply, visit [www.arrowquip.com.au/terms-conditions](http://www.arrowquip.com.au/terms-conditions) to learn more.



## YARD FEATURES

520 m2 footprint  
170 head working capacity (holds 260)  
5 pens  
3.5m fixed loading ramp

Cow-Catcher 47 series vet crush  
Drafting pound  
Three-way draft

The 210 Head Breeder's Classic is a traditional yard, designed to provide great value for money and contains all the essentials you need to manage your stock. A central drafting pound and straight race lead to the crush with the option of drafting two ways, with the five large pens allowing you to work up to 170 head.

### MASTER

#### 61KG

- Medium to high tensile strength steel. 350-450 MPa
- 115x42 oval rail
- Visual block of 39%
- DuraGal pre-galvanising of 200 grams per sqm
- Package includes spring-loaded gate latches on all internal gates



### PRO

#### 39KG

- Medium to high tensile strength steel. 350-450 MPa
- 66x44 oval rail
- Visual block of 22%
- DuraGal pre-galvanising of 200 grams per sqm
- Package includes spring-loaded gate latches on all internal gates



### ELITE

#### 25KG

- Low/medium tensile strength steel. 100 MPa
- 60x30 oval rail
- Visual block of 20%
- Pre-galvanising of 50 grams per sqm



IMPORTED

### SEMI-PERMANENT

### PERMANENT

#### MASTER

CODE: AFQ210MASTER

**\$66,203**

#### PRO

CODE: AFQ210PRO

**\$54,565**

#### ELITE

CODE: AFQ210ELITE

**\$41,743**

#### MASTER

CODE: AFQ210PMMASTER

**\$81,907**

#### PRO

CODE: AFQ210PPRO

**\$65,205**

#### INSTALLATION


**\$43,473**

While stocks last. Prices include GST. Freight charges apply. Arrowquip reserve the right to change the prices without notice. Prices may have changed since the printing of this book. Please confirm prices with an Arrowquip representative before confirming your order. Arrowquip's terms and conditions apply, visit [www.arrowquip.com.au/terms-conditions](http://www.arrowquip.com.au/terms-conditions) to learn more.





## THE BREEDER'S CLASSIC YARD



### YARD FEATURES

535 m2 footprint  
175 head working capacity (holds 270)  
8 pens  
1 person operation  
Bugle yard design  
4.8 m fixed loading ramp  
Q-Catch MKII Dual crush

Curved race  
Drafting pound  
Cattle-free zone  
Sliding gate before crush  
Q-Gate two-way cattle sorting system  
Bud Flow forcing yard  
Five-way draft

The 300 Head Breeder's Classic yard is the ideal system for easy stock management. It comprises eight pens, drafting pound, Bud Flow forcing yard, Q-Gate two-way sorting system, Q-Catch MKII Dual crush and a four-way race draft. Whether its drafting cows and calves, processing new arrivals, or sending a truck load out, the generous dimensions and multiple holding areas contained in this design will have every job covered.

#### MASTER

##### 61KG

- Medium to high tensile strength steel. 350-450 MPa
- 115x42 oval rail
- Visual block of 39%
- DuraGal pre-galvanising of 200 grams per sqm
- Package includes spring-loaded gate latches on all internal gates



#### PRO

##### 39KG

- Medium to high tensile strength steel. 350-450 MPa
- 66x44 oval rail
- Visual block of 22%
- DuraGal pre-galvanising of 200 grams per sqm
- Package includes spring-loaded gate latches on all internal gates



#### ELITE

##### 25KG

- Low/medium tensile strength steel. 100 MPa
- 60x30 oval rail
- Visual block of 20%
- Pre-galvanising of 50 grams per sqm



IMPORTED

#### SEMI-PERMANENT

#### PERMANENT

##### MASTER

CODE: AFQ300MASTER

**\$116,624**

##### PRO

CODE: AFQ300PRO

**\$103,859**

##### ELITE

CODE: AFQ300ELITE

**P.O.A.**

##### MASTER

CODE: AFQ300PMMASTER

**\$133,211**

##### PRO


CODE: AFQ300PPRO

**\$115,892**

##### INSTALLATION

**\$52,408**

While stocks last. Prices include GST. Freight charges apply. Arrowquip reserve the right to change the prices without notice. Prices may have changed since the printing of this book. Please confirm prices with an Arrowquip representative before confirming your order. Arrowquip's terms and conditions apply, visit [www.arrowquip.com.au/terms-conditions](http://www.arrowquip.com.au/terms-conditions) to learn more.



## YARD FEATURES

692 m2 footprint  
230 head working capacity (holds 340)  
8 pens  
Bugle yard design  
4.8 m fixed loading ramp  
Q-Catch Mark II Dual crush

Curved race  
Drafting pound  
Sliding gate before crush  
Q-Gate two-way cattle sorting system  
Bud Flow forcing yard  
Three-way draft

The 360 Head Practical Breeder yard is an efficient, safe and functional design, allowing for the easy management of up to 230 head of cattle. The beauty of this design lies in its drafting and storage capabilities. With enough pens to keep all lines separate, finding a spare pen won't be a problem, whether you draft from the pound or the crush.

### MASTER

#### 61KG

- Medium to high tensile strength steel. 350-450 MPa
- 115x42 oval rail
- Visual block of 39%
- DuraGal pre-galvanising of 200 grams per sqm
- Package includes spring-loaded gate latches on all internal gates



### PRO

#### 39KG

- Medium to high tensile strength steel. 350-450 MPa
- 66x44 oval rail
- Visual block of 22%
- DuraGal pre-galvanising of 200 grams per sqm
- Package includes spring-loaded gate latches on all internal gates



### ELITE

#### 25KG

- Low/medium tensile strength steel. 100 MPa
- 60x30 oval rail
- Visual block of 20%
- Pre-galvanising of 50 grams per sqm



IMPORTED

### SEMI-PERMANENT

### PERMANENT

#### MASTER

CODE: AFQ360MASTER

**\$118,474**

#### PRO

CODE: AFQ360PRO

**\$97,067**

#### ELITE

CODE: AFQ360ELITE

**P.O.A.**

#### MASTER

CODE: AFQ360PMMASTER

**\$133,482**

#### PRO

CODE: AFQ360PPRO

**\$113,725**

#### INSTALLATION


**\$56,361**

While stocks last. Prices include GST. Freight charges apply. Arrowquip reserve the right to change the prices without notice. Prices may have changed since the printing of this book. Please confirm prices with an Arrowquip representative before confirming your order. Arrowquip's terms and conditions apply, visit [www.arrowquip.com.au/terms-conditions](http://www.arrowquip.com.au/terms-conditions) to learn more.





## THE VERSATILE BREEDER YARD



## YARD FEATURES

1123 m2 footprint  
370 head working capacity (holds 560)  
8 pens  
4.8 m fixed loading ramp  
Q-Catch Mark II Dual crush  
Curved race

Drafting pound  
Cattle-free zone  
Sliding gate before crush  
Bud Flow forcing yard  
Three-way draft

The 550 Head Versatile Breeder yard is a practical and functional design with a range of features to cater to a variety of producer needs. The combination of the Bud Flow system and curved race allows for consistent livestock flow to the crush, with the option of diverting to a loading race from the force. With a working capacity of 370 head, eight pens and a drafting pound, this design will tick all the boxes.

## MASTER

## 61KG

- Medium to high tensile strength steel. 350-450 MPa
- 115x42 oval rail
- Visual block of 39%
- DuraGal pre-galvanising of 200 grams per sqm
- Package includes spring-loaded gate latches on all internal gates



## PRO

## 39KG

- Medium to high tensile strength steel. 350-450 MPa
- 66x44 oval rail
- Visual block of 22%
- DuraGal pre-galvanising of 200 grams per sqm
- Package includes spring-loaded gate latches on all internal gates



## ELITE

## 25KG

- Low/medium tensile strength steel. 100 MPa
- 60x30 oval rail
- Visual block of 20%
- Pre-galvanising of 50 grams per sqm



IMPORTED

## SEMI-PERMANENT

## PERMANENT

## MASTER

CODE: AFQ600MASTER

\$137,604

## PRO

CODE: AFQ600PRO

\$121,552

## ELITE

CODE: AFQ600ELITE

P.O.A.

## MASTER

CODE: AFQ600PMMASTER

\$153,710

## PRO


CODE: AFQ600PPRO

\$136,621

## INSTALLATION

\$62,890

While stocks last. Prices include GST. Freight charges apply. Arrowquip reserve the right to change the prices without notice. Prices may have changed since the printing of this book. Please confirm prices with an Arrowquip representative before confirming your order. Arrowquip's terms and conditions apply, visit [www.arrowquip.com.au/terms-conditions](http://www.arrowquip.com.au/terms-conditions) to learn more.



## YARD FEATURES

1207 m2 footprint  
400 head working capacity (holds 600)  
9 pens  
Bugle yard design  
4.8 m fixed loading ramp  
Q-Catch Mark II Dual crush

Curved Race  
Drafting pound  
Sliding gate before crush  
Versatile diamond yards  
S-Flow forcing yard  
Five-way draft

The 580 Head Versatile Breeder yard is ideal for the larger operation needing to handle up to 400 head at a time. With a bugle design, S-Flow force and curved race, livestock are naturally inclined to flow around the facility, where you then have the option to draft off to the loading ramp or continue onto the crush. A fiveway draft follows the crush and internal diamond yards allow for easy transferring between pens.

### MASTER

#### 61KG

- Medium to high tensile strength steel. 350-450 MPa
- 115x42 oval rail
- Visual block of 39%
- DuraGal pre-galvanising of 200 grams per sqm
- Package includes spring-loaded gate latches on all internal gates



### PRO

#### 39KG


- Medium to high tensile strength steel. 350-450 MPa
- 66x44 oval rail
- Visual block of 22%
- DuraGal pre-galvanising of 200 grams per sqm
- Package includes spring-loaded gate latches on all internal gates



### ELITE

#### 25KG

- Low/medium tensile strength steel. 100 MPa
- 60x30 oval rail
- Visual block of 20%
- Pre-galvanising of 50 grams per sqm



IMPORTED

### SEMI-PERMANENT

### PERMANENT

#### MASTER

CODE: AFQ510MASTER

**\$163,450**

#### PRO

CODE: AFQ510PRO

**\$146,004**

#### ELITE

CODE: AFQ510ELITE

**P.O.A.**

#### MASTER

CODE: AFQ510PMMASTER

**\$189,815**

#### PRO

CODE: AFQ510PPRO


**\$165,365**

#### INSTALLATION

**\$68,732**

While stocks last. Prices include GST. Freight charges apply. Arrowquip reserve the right to change the prices without notice. Prices may have changed since the printing of this book. Please confirm prices with an Arrowquip representative before confirming your order. Arrowquip's terms and conditions apply, visit [www.arrowquip.com.au/terms-conditions](http://www.arrowquip.com.au/terms-conditions) to learn more.





### YARD FEATURES

1216 m2 footprint  
405 head working capacity (holds 610)  
9 pens  
Bugle yard design  
4.8 m fixed loading ramp  
Q-Catch Mark II Dual crush

Curved race  
Drafting pound  
Sliding gate before crush  
Versatile diamond yards  
S-Flow forcing yard  
Four-way draft

The 600 Head Cattleman's Classic is a versatile and safe design for operators looking to manage up to 405 head of cattle. The bugle design, drafting pound, Bud Flow and curved race combine to create a highly functional set of yards, with the diamond yards allowing for the easy transfer of cattle internally.

#### MASTER

##### 61KG

- Medium to high tensile strength steel. 350-450 MPa
- 115x42 oval rail
- Visual block of 39%
- DuraGal pre-galvanising of 200 grams per sqm
- Package includes spring-loaded gate latches on all internal gates



#### PRO

##### 39KG

- Medium to high tensile strength steel. 350-450 MPa
- 66x44 oval rail
- Visual block of 22%
- DuraGal pre-galvanising of 200 grams per sqm
- Package includes spring-loaded gate latches on all internal gates



#### ELITE

##### 25KG

- Low/medium tensile strength steel. 100 MPa
- 60x30 oval rail
- Visual block of 20%
- Pre-galvanising of 50 grams per sqm



IMPORTED

#### SEMI-PERMANENT

#### PERMANENT

##### MASTER

CODE: AFQ460MASTER

**\$161,460**

##### PRO

CODE: AFQ460PRO

**\$144,040**

##### ELITE

CODE: AFQ460ELITE

**P.O.A.**

##### MASTER

CODE: AFQ460PMMASTER

**\$186,748**

##### PRO


CODE: AFQ460PPRO

**\$162,999**

##### INSTALLATION

**\$67,701**

While stocks last. Prices include GST. Freight charges apply. Arrowquip reserve the right to change the prices without notice. Prices may have changed since the printing of this book. Please confirm prices with an Arrowquip representative before confirming your order. Arrowquip's terms and conditions apply, visit [www.arrowquip.com.au/terms-conditions](http://www.arrowquip.com.au/terms-conditions) to learn more.



## YARD FEATURES

1284 m2 footprint  
430 head working capacity (holds 640)  
9 pens  
Bugle yard design  
4.8 m fixed loading ramp  
Q-Catch Mark II Dual crush  
Curved race

Four-way draft  
Drafting pound  
Cattle-free zone  
Q-Gate two-way cattle sorting system  
Versatile diamond yards  
Bud Flow forcing yard

The 640 Head Ultimate Processing yard easily manages up to 430 head with a range of features that make stock management a breeze. The low stress Bud Flow forcing yard, Q-Gate two-way sorting system and the bugle design combine to create a system that is efficient, easy to use and safe. From the large main holding yard through to the circular draft, loading race and your Arrowquip crush, this yard has a natural flow that will save you time at every step of the handling process.

### MASTER

#### 61KG

- Medium to high tensile strength steel. 350-450 MPa
- 115x42 oval rail
- Visual block of 39%
- DuraGal pre-galvanising of 200 grams per sqm
- Package includes spring-loaded gate latches on all internal gates



### PRO

#### 39KG

- Medium to high tensile strength steel. 350-450 MPa
- 66x44 oval rail
- Visual block of 22%
- DuraGal pre-galvanising of 200 grams per sqm
- Package includes spring-loaded gate latches on all internal gates



### ELITE

#### 25KG

- Low/medium tensile strength steel. 100 MPa
- 60x30 oval rail
- Visual block of 20%
- Pre-galvanising of 50 grams per sqm



IMPORTED

### SEMI-PERMANENT

### PERMANENT

#### MASTER

CODE: AFQ400MASTER

**\$158,646**

#### PRO

CODE: AFQ400PRO

**\$139,163**

#### ELITE

CODE: AFQ400ELITE

**P.O.A.**

#### MASTER

CODE: AFQ400PMMASTER

**\$179,211**

#### PRO

CODE: AFQ400PPRO

**\$157,040**

#### INSTALLATION


**\$74,231**

While stocks last. Prices include GST. Freight charges apply. Arrowquip reserve the right to change the prices without notice. Prices may have changed since the printing of this book. Please confirm prices with an Arrowquip representative before confirming your order. Arrowquip's terms and conditions apply, visit [www.arrowquip.com.au/terms-conditions](http://www.arrowquip.com.au/terms-conditions) to learn more.





## THE BREEDER'S FUNCTIONAL YARD



### YARD FEATURES

1876 m2 footprint  
625 head working capacity (holds 935)  
11 pens  
Bugle yard design  
4.8 m fixed loading ramp  
Q-Catch Mark II Dual crush

Curved race  
Drafting pound  
Sliding gate before crush  
Versatile diamond yards  
S-Flow forcing yard  
Four-way draft

The 900 Head Breeder's Functional yard is the design of choice for the large operation needing to handle up to 625 head at any one time. This yard boasts eleven pens and a drafting pound in a bugle design, leading cattle into an S-Flow force and curved race. With curves comes flow so keeping cattle up to the crush is an easy task.

#### MASTER

##### 61KG

- Medium to high tensile strength steel. 350-450 MPa
- 115x42 oval rail
- Visual block of 39%
- DuraGal pre-galvanising of 200 grams per sqm
- Package includes spring-loaded gate latches on all internal gates



#### PRO

##### 39KG

- Medium to high tensile strength steel. 350-450 MPa
- 66x44 oval rail
- Visual block of 22%
- DuraGal pre-galvanising of 200 grams per sqm
- Package includes spring-loaded gate latches on all internal gates



#### ELITE

##### 25KG

- Low/medium tensile strength steel. 100 MPa
- 60x30 oval rail
- Visual block of 20%
- Pre-galvanising of 50 grams per sqm



IMPORTED

#### SEMI-PERMANENT

#### PERMANENT

##### MASTER

CODE: AFQ795MASTER

**\$193,705**

##### PRO

CODE: AFQ795PRO

**\$170,944**

##### ELITE

CODE: AFQ795ELITE

**P.O.A.**

##### MASTER

CODE: AFQ795PMMASTER

**\$226,709**

##### PRO


CODE: AFQ795PPRO

**\$191,129**

##### INSTALLATION

**\$84,541**

While stocks last. Prices include GST. Freight charges apply. Arrowquip reserve the right to change the prices without notice. Prices may have changed since the printing of this book. Please confirm prices with an Arrowquip representative before confirming your order. Arrowquip's terms and conditions apply, visit [www.arrowquip.com.au/terms-conditions](http://www.arrowquip.com.au/terms-conditions) to learn more.



## YARD FEATURES

2809 m2 footprint  
930 head working capacity (holds 1400)  
12 pens  
Bugle yard design  
4.8 m fixed loading ramp  
Q-Catch Mark II Dual crush

Curved race  
Five way draft  
Drafting pound  
Cattle-free zone  
Sliding gate before crush  
Versatile diamond yards  
S-Flow forcing yard

The 1400 Head Breeder's Functional yard is the ultimate yard for the large-scale breeder or pastoralist, easily catering for up to 930 head of cattle. The bugle design of the yard, combined with the S-Flow force and curved race, increase efficiency and safety by taking advantage of natural animal behaviour. The twelve pens and drafting pound make this yard a versatile and functional design that is great for managing large numbers of stock.

### MASTER

#### 61KG

- Medium to high tensile strength steel. 350-450 MPa
- 115x42 oval rail
- Visual block of 39%
- DuraGal pre-galvanising of 200 grams per sqm
- Package includes spring-loaded gate latches on all internal gates



### PRO

#### 39KG

- Medium to high tensile strength steel. 350-450 MPa
- 66x44 oval rail
- Visual block of 22%
- DuraGal pre-galvanising of 200 grams per sqm
- Package includes spring-loaded gate latches on all internal gates



### ELITE

#### 25KG

- Low/medium tensile strength steel. 100 MPa
- 60x30 oval rail
- Visual block of 20%
- Pre-galvanising of 50 grams per sqm



IMPORTED

### SEMI-PERMANENT

### PERMANENT

#### MASTER

CODE: AFQ1150MASTER

**\$215,345**

#### PRO

CODE: AFQ1150PRO

**\$189,340**

#### ELITE

CODE: AFQ1150ELITE

**P.O.A.**

#### MASTER

CODE: AFQ1150PMMASTER

**\$253,437**

#### PRO

CODE: AFQ1150PRO

**\$218,296**

#### INSTALLATION

**\$100,865**

While stocks last. Prices include GST. Freight charges apply. Arrowquip reserve the right to change the prices without notice. Prices may have changed since the printing of this book. Please confirm prices with an Arrowquip representative before confirming your order. Arrowquip's terms and conditions apply, visit [www.arrowquip.com.au/terms-conditions](http://www.arrowquip.com.au/terms-conditions) to learn more.





## 3.5M CATTLE LOADING RAMP

Product Code LR35

Heavy duty construction

750mm wide

115mm oval rail

Australian made with  
10 year manufacturer's  
guarantee

Available fixed height or  
adjustable

Side walk option available



## 4.8M CATTLE LOADING RAMP WITH SIDEWALK

Product Code LR48 with SW48

Heavy duty construction

750mm wide

115mm oval rail

Australian made with  
10 year manufacturer's  
guarantee

Available fixed height or  
adjustable

Side walk option available

Level extension available



## 6.3M STOCKCARE LOADING RAMP WITH BAT WINGS

Product Code LRSCBW

Heavy duty construction

750mm wide

115mm oval rail

Australian made with  
10 year manufacturer's  
guarantee

Level extension standard

Side walk standard

Level extension access gate


Sliding gate

Batwing gates for side  
loading

Meets new loading ramp  
guidelines



While stocks last. Prices include GST. Freight charges apply. Arrowquip reserve the right to change the prices without notice. Prices may have changed since the printing of this book. Please confirm prices with an Arrowquip representative before confirming your order. Arrowquip's terms and conditions apply, visit [www.arrowquip.com.au/terms-conditions](http://www.arrowquip.com.au/terms-conditions) to learn more.



## YARD FEATURES


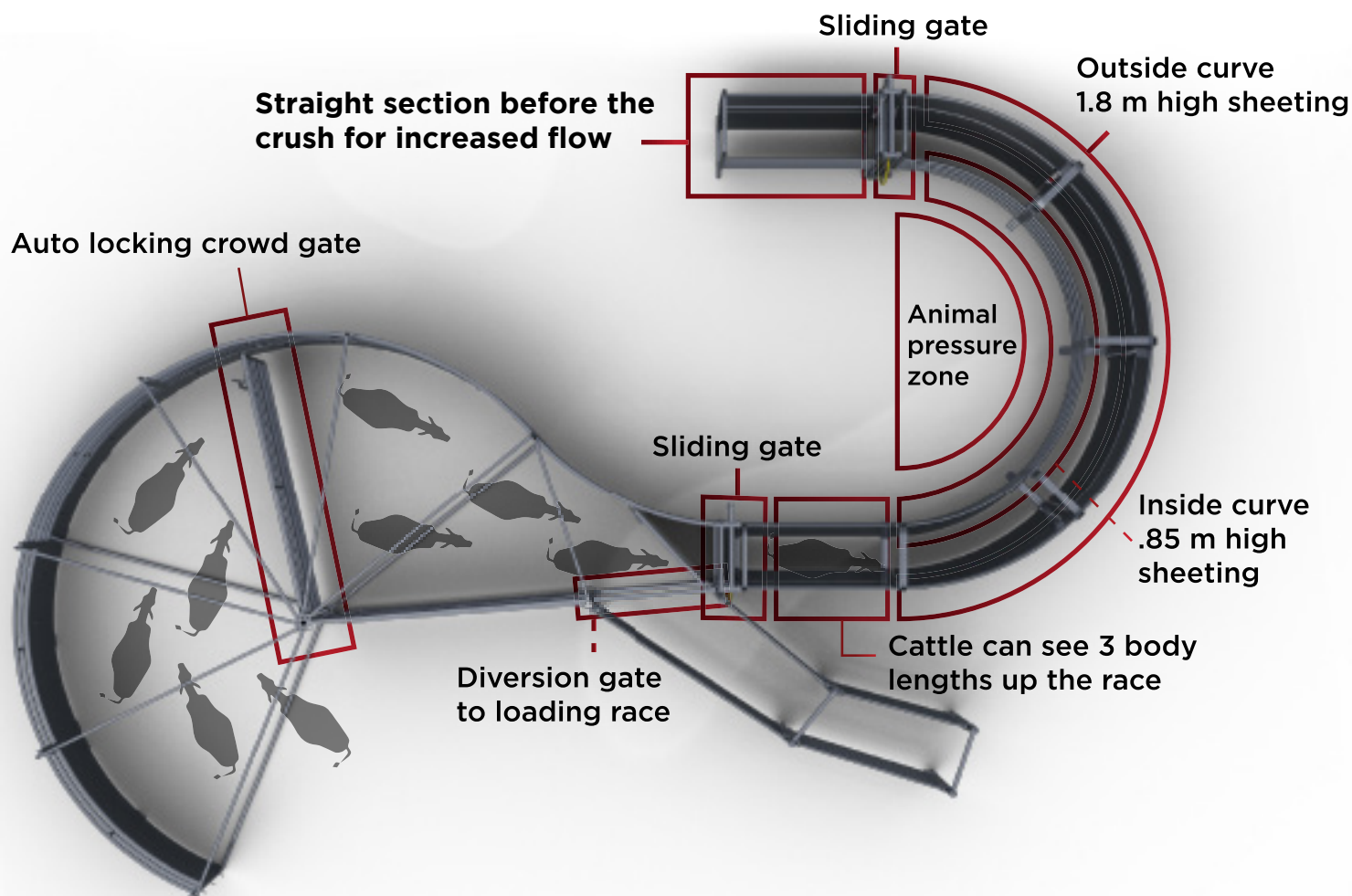
- Based on Temple Grandin design
- Rails allow cattle to see handlers, thus removing need for catwalk
- V shape prevents cattle turning in race
- Designed to compliment animal behaviour
- 3.6 m crowd tub radius
- 3.15 m race radius
- Emergency exit gates on the outside of race

The Q-Flow package is designed for flow. Beginning with a conventional forcing tub, cattle can be moved into either the curved race leading to the crush or into the alley to head up the loading ramp to the truck.

The race to the crush is unique in that it is both curved and a V shape, allowing cattle to flow but removing the ability to turn around. Each section of race has an emergency exit gate, so if cattle go down, they are able to be removed.

While stocks last. Prices include GST. Freight charges apply. Arrowquip reserve the right to change the prices without notice. Prices may have changed since the printing of this book. Please confirm prices with an Arrowquip representative before confirming your order. Arrowquip's terms and conditions apply, visit [www.arrowquip.com.au/terms-conditions](http://www.arrowquip.com.au/terms-conditions) to learn more.





- A correctly designed crowd tub and race allows for good animal flow
- For best results, use the following ratio:  
50% cattle, 50% air.
- Cattle need room to move and think, so giving them enough room to do so in creases calm flow
- Fill the crowd tub with an empty race to reduce double handling

While stocks last. Prices include GST. Freight charges apply. Arrowquip reserve the right to change the prices without notice. Prices may have changed since the printing of this book. Please confirm prices with an Arrowquip representative before confirming your order. Arrowquip's terms and conditions apply, visit [www.arrowquip.com.au/terms-conditions](http://www.arrowquip.com.au/terms-conditions) to learn more.

**MASTER****\$32,135****61KG**

- Medium to high tensile strength steel. 350-450 MPa
- 115x42 oval rail
- Visual block of 39%
- DuraGal pre-galvanising of 200 grams per sqm
- Package includes spring-loaded

**PRO****\$30,959****39KG**

- Medium to high tensile strength steel. 350-450 MPa
- 66x44 oval rail
- Visual block of 22%
- DuraGal pre-galvanising of 200 grams per sqm
- Package includes spring-loaded gate latches on all internal gates

**ELITE****\$27,948****25KG**


- Low/medium tensile strength steel. 100 MPa
- 60x30 oval rail
- Visual block of 20%
- Pre-galvanising of 50 grams per sqm

**IMPORTED**

The Bud Flow curved race package is an excellent core working system which makes cattle handling a breeze. The Bud Flow forcing yard combines the Bud Box and S-Flow concepts, resulting in a force that puts cattle and people in the correct position. As prey animals, cattle naturally like to return to where they came from, so the Bud Flow is designed to bring cattle in to the force at the same location that they exit the force – the race. The curved race encourages cattle to continue moving forward while simultaneously providing a smaller working area for handlers. Included in the package is two sliding gates; one at the start and another just one animal length before the crush to ensure the next animal is on hand.

While stocks last. Prices include GST. Freight charges apply. Arrowquip reserve the right to change the prices without notice. Prices may have changed since the printing of this book. Please confirm prices with an Arrowquip representative before confirming your order. Arrowquip's terms and conditions apply, visit [www.arrowquip.com.au/terms-conditions](http://www.arrowquip.com.au/terms-conditions) to learn more.





### MASTER

**\$32,928**

#### 61KG

- Medium to high tensile strength steel. 350-450 MPa
- 115x42 oval rail
- Visual block of 39%
- DuraGal pre-galvanising of 200 grams per sqm
- Package includes spring-loaded



### PRO

**\$30,966**

#### 39KG

- Medium to high tensile strength steel. 350-450 MPa
- 66x44 oval rail
- Visual block of 22%
- DuraGal pre-galvanising of 200 grams per sqm
- Package includes spring-loaded gate latches on all internal gates



### ELITE

**\$27,205**

#### 25KG

- Low/medium tensile strength steel. 100 MPa
- 60x30 oval rail
- Visual block of 20%
- Pre-galvanising of 50 grams per sqm



**IMPORTED**

The Bud Flow straight race package is another excellent core working system which makes handling cattle a breeze. The Bud Flow forcing yard combines the Bud Box and S-Flow concepts, resulting in a force that puts cattle and people in the correct position. As prey animals, cattle naturally like to return to where they came from, so the Bud Flow is designed to bring cattle in to the force at the same location that they exit the force – the race. If straight up and down is your thing, then this layout will suit you. One of the main benefits of a straight race is that it reduces the distraction and interaction for cattle. A curved race allows cattle to view everything that is happening around them, whereas a straight race can encourage cattle to stand quietly if needed – such as during pregnancy testing in the crush.

While stocks last. Prices include GST. Freight charges apply. Arrowquip reserve the right to change the prices without notice. Prices may have changed since the printing of this book. Please confirm prices with an Arrowquip representative before confirming your order. Arrowquip's terms and conditions apply, visit [www.arrowquip.com.au/terms-conditions](http://www.arrowquip.com.au/terms-conditions) to learn more.





PETER MULLER, “GRUNERFELD”, CLIFTON QLD



When Peter Muller was a kid, his Dad would work on cattle by roping them and tying them to a rail in the yards, so when he bought Queensland property “Grunerfeld” as an adult, it was a pleasant surprise that the property came with a working crush.

“It was an older, traditional crush, and while it did the job, calves would turn around inside it which meant someone had to get in and turn them back around”.

Peter was introduced to Arrowquip’s products during a demo day at his local RAFF Group CRT in Clifton.

“Arrowquip had a crush on display, and the crush had a non-ratchet head bail, and that intrigued me because I thought they needed to have a ratchet to operate. Once I worked out how they worked and realised how quiet they were, I was sold. I ordered a crush, Bud Flow, and panels from that day”.

While stocks last. Prices include GST. Freight charges apply. Arrowquip reserve the right to change the prices without notice. Prices may have changed since the printing of this book. Please confirm prices with an Arrowquip representative before confirming your order. Arrowquip’s terms and conditions apply, visit [www.arrowquip.com.au/terms-conditions](http://www.arrowquip.com.au/terms-conditions) to learn more.





PETER MULLER, “GRUNERFELD”, CLIFTON QLD

**“With the crush, Bud Flow, and panels from Arrowquip, I am now able to have my cattle in the yards for less time and back out in the paddock where they belong”.  
- Peter Muller, 2021**



 **ARROWQUIP**  
**BUD FLOW**

Peter runs red poll breeders with Blonde d'Aquitane bulls, selling weaners at Warwick saleyards at 9 to 10 months of age. His parents, Keith and Kaye, do a lot of work at “Grunerfeld” so their safety is of utmost importance to Peter.

“With the Bud Flow, they’re able to handle cattle without being in with them, they can load and draft cattle without the risk of being pinned against a rail”.

With the purchase of a Q-Catch Mark II Dual Extreme, Peter can reduce the entire width of his crush, allowing calves to pass through without the option of turning around, thus making a previous problem redundant.

“The dual parallel squeeze is ideal for working with calves. And I’ve found that if the head bail is set to a similar width, they’re much easier to catch”. Peter added an Arrowquip virgin rubber floor into the crush, helping to reduce sound and improve traction for his stock, and weigh scales allowing him to monitor his weaner weights.

Time is money, as any grazier knows, and Peter remarks on the value of time when it comes to livestock.

“If you incorporate the Bud Flow with a good crush system like this, you save time which is important for companies to reduce their labour costs. If the cattle aren’t in the yards for too long, then they’re out of the yards and back out in the paddock where they’re supposed to be.

While stocks last. Prices include GST. Freight charges apply. Arrowquip reserve the right to change the prices without notice. Prices may have changed since the printing of this book. Please confirm prices with an Arrowquip representative before confirming your order. Arrowquip’s terms and conditions apply, visit [www.arrowquip.com.au/terms-conditions](http://www.arrowquip.com.au/terms-conditions) to learn more.





# SHEEP HANDLING




Running a profitable sheep operation is easy with Arrowquip's advanced sheep handling equipment. We understand that sheep flow through your yards and into the working area is paramount.

Our low stress handling equipment is designed with sheep psychology principles for ultimate safety and speed in your yards.

While stocks last. Prices include GST. Freight charges apply. Arrowquip reserve the right to change the prices without notice. Prices may have changed since the printing of this book. Please confirm prices with an Arrowquip representative before confirming your order. Arrowquip's terms and conditions apply, visit [www.arrowquip.com.au/terms-conditions](http://www.arrowquip.com.au/terms-conditions) to learn more.

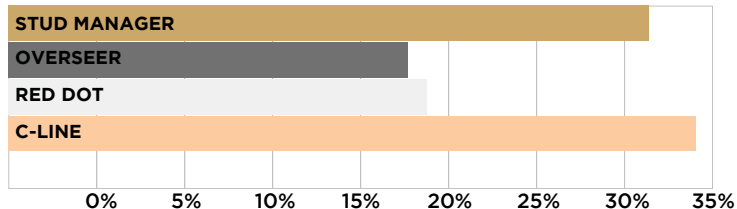




	ELITE		PRO	MASTER
				
	IMPORTED C-LINE	DuraGal® RED DOT	DuraGal® OVERSEER	DuraGal® STUD MANAGER
Rail Size	60x30 1.6mm oval rail	53x35 1.6mm oval - top rail 20NB pipe - 5 lower rails	50x50 1.6mm square - top rail 25x25 1.6mm square - 5 lower rails	66x44 1.6mm oval - top rail 53x35 1.6mm oval - 5 lower rails
Rail Qty.	6	6	6	5
Upright	40x40 1.6mm square	50x50 1.6mm square	50x50 1.6mm square	50x50 1.6mm square
Galvanisation	Pre-Gal 50g/m2	Duralgal® 200g/m2	Duralgal® 200g/m2	Duralgal® 200g/m2
Steel Strength	Low-Med tensile strength 100 MPa	Med-High tensile strength 350-450 MPa	Med-High tensile strength 350-450 MPa	Med-High tensile strength 350-450 MPa
Gate Framing	65x65 1.6mm square	50x50 2.5mm square	50x50 2.5mm square	65x65 2.5mm square
Gate Hinges	Metal	Nylon bushed	Nylon bushed	Nylon bushed
Gate Latch	Chain	Chain / Bolt Latch	Chain / Slam	Chain / Slam
Lug Size	5mm	5mm	5mm	5mm
Lug Attachment	Standard Weld	Double Pressure Weld	Double Pressure Weld	Double Pressure Weld

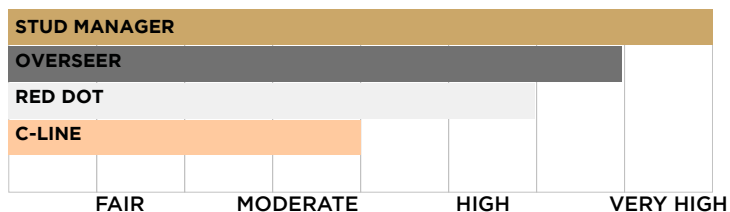
## VISIBILITY

THE HIGHER THE VISIBILITY, THE BETTER THE STOCKFLOW



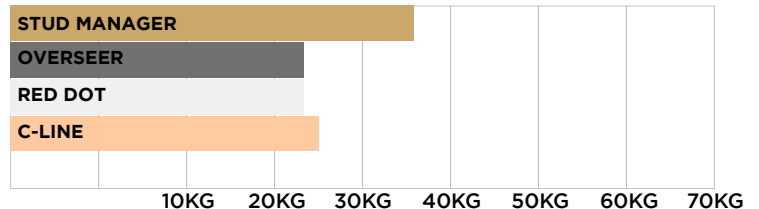
## STRENGTH

THE HIGHER THE TENSILE STRENGTH, THE MORE FORCE A RAIL CAN WITHSTAND



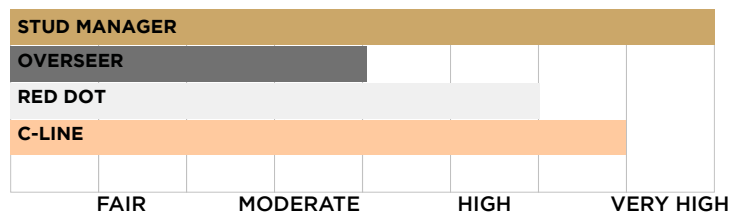
## STABILITY (WEIGHT)

TOTAL WEIGHT OF EACH PANEL, AND INDICATION OF STABILITY ONCE INSTALLED



## NON-BRUISE RATING

THE ABILITY FOR EACH RAIL TYPE TO MINIMISE BRUISING ON STOCK




Purchasing livestock yards is a big decision, and one that shouldn't be taken lightly. Arrowquip products are Australian made and built to last, so will be in use in your operation for decades to come. To assist you in choosing the right product for your property and budget, we have compiled the above information for guidance. We offer sheep panel in three rail types, all with differing ratings for visibility, strength, stability and non-bruising.



Semi-permanent yard systems provide you with the freedom to relocate, adjust or add to your design at any time. As a modular system, adding to or changing sections of your stockyards is as easy as pulling a pin. With a lug and pin locking system, panels can be quickly disassembled and assembled, providing flexibility and functionality to your design. If further stability is required, permanent posts can be installed in key locations to provide strength and peace of mind. These posts are concreted into the ground and connected to the panels with heavy duty double lugs.

Arrowquip offer semi-permanent panels in three grades - from the budget friendly imported medium duty Elite to heavy duty Pro and super heavy-duty Master. Both the Pro and Master range are proudly made in Australia from Australian steel.










Arrowquip's range of permanent sheep yards are a long-term investment into a sustainable and reliable future for your operation. Manufactured in our Australian factory, the high tensile and galvanised permanent range are built to last. We use a clamping system to join panels together, which allows for ease of installation, while the flagpole option can reduce costs significantly by removing the number of upright posts and clamps required. With posts concreted into the ground, our modular yard designs provide the opportunity for livestock flow with the surety that they will stand up to the job for years to come.

Our permanent yards are offered in two grades – heavy duty Pro and super heavy-duty Master. Both ranges are proudly made in Australia.













YARD FEATURES


- 30 m2 footprint
- 50 head working capacity (holds 75)
- 2 pens
- 1 person operation
- Three-way adjustable draft module

The 50 Head Sheep Starter yard allows for the easy management of up to 50 head of sheep, through the Arrowquip drafting module and two holding pens.

MASTER		PRO		PERMANENT   SEMI-PERMANENT		ELITE					
26KG		23KG		23KG		23KG					
<ul style="list-style-type: none"><li>• Medium to high tensile strength steel. 350-450 MPa</li><li>• Top rail 64x44</li><li>• 5 Lower rails 53x35</li><li>• Pre-galvanising of 200 grams per sqm</li><li>• Visual block of 31%</li><li>• Package includes spring-loaded gate latches on all internal gates</li></ul>		<ul style="list-style-type: none"><li>• Medium to high tensile strength steel. 350-450 MPa</li><li>• Top rail 50x50</li><li>• 5 lower rails 25x25</li><li>• Pre galvanising 200 grams per sqm</li><li>• Visual block of 18%</li><li>• Package includes spring-loaded gate latches on all internal gates</li></ul>		<ul style="list-style-type: none"><li>• Low/medium tensile strength steel.</li><li>• 60 x 30 oval rail</li><li>• 100 MPa</li><li>• Visual block of 28%</li><li>• Pre galvanising 55 grams per sqm</li></ul>							
											
											
IMPORTED											
SEMI-PERMANENT				PERMANENT							
MASTER		CODE: ASP50MASTER		\$10,905		MASTER		CODE: ASP50PMMASTER		\$11,641	
PRO		CODE: ASP50PRO		\$9,447		PRO		CODE: ASP50PPRO		\$9,220	
ELITE		CODE: ASP50ELITE		\$7,391		INSTALLATION				\$13,111	

While stocks last. Prices include GST. Freight charges apply. Arrowquip reserve the right to change the prices without notice. Prices may have changed since the printing of this book. Please confirm prices with an Arrowquip representative before confirming your order. Arrowquip's terms and conditions apply, visit [www.arrowquip.com.au/terms-conditions](http://www.arrowquip.com.au/terms-conditions) to learn more.





### YARD FEATURES

- 72 m2 footprint
- 120 head working capacity (holds 180)
- 5 pens
- 1 person operation
- Three-way adjustable draft module

The 110 Head Stud Starter yard is a small yet capable design, allowing for the easy and efficient management of up to 120 head. With five pens, V-force and three-way draft, this system is ideal for the small stud enterprise.

#### MASTER

##### 26KG

- Medium to high tensile strength steel. 350-450 MPa
- Top rail 64x44
- 5 Lower rails 53x35
- Pre-galvanising of 200 grams per sqm
- Visual block of 31%
- Package includes spring-loaded gate latches on all internal gates



#### PRO

##### 23KG

- Medium to high tensile strength steel. 350-450 MPa
- Top rail 50x50
- 5 lower rails 25x25
- Pre galvanising 200 grams per sqm
- Visual block of 18%
- Package includes spring-loaded gate latches on all internal gates



PERMANENT | SEMI-PERMANENT

#### ELITE

##### 23KG

- Low/medium tensile strength steel.
- 60 x 30 oval rail
- 100 MPa
- Visual block of 28%
- Pre galvanising 55 grams per sqm



IMPORTED

#### SEMI-PERMANENT

#### PERMANENT

##### MASTER

CODE: ASP110MASTER

\$16,371

##### PRO

CODE: ASP110PRO

\$14,235

##### ELITE

CODE: ASP110ELITE

\$10,532

##### MASTER

CODE: ASP110PMMASTER

\$17,995

##### PRO


CODE: ASP110PPRO

\$15,457

##### INSTALLATION

\$15,189




While stocks last. Prices include GST. Freight charges apply. Arrowquip reserve the right to change the prices without notice. Prices may have changed since the printing of this book. Please confirm prices with an Arrowquip representative before confirming your order. Arrowquip's terms and conditions apply, visit [www.arrowquip.com.au/terms-conditions](http://www.arrowquip.com.au/terms-conditions) to learn more.



YARD FEATURES


- 78 m2 footprint
- 130 head working capacity (holds 195)
- 4 pens
- Three-way adjustable draft module
- Sheep & goat catcher
- Bugle design

The 140 Labour Saver yard is a perfect starting point for any sheep operation. With a working capacity of 130 head, the bugle design encourages stock to flow around to the centrally located handler and three-way draft, allowing animals to be individually caught or processed in the race.

MASTER		PRO		ELITE	
26KG		23KG		23KG	
<ul style="list-style-type: none"><li>• Medium to high tensile strength steel. 350-450 MPa</li><li>• Top rail 64x44</li><li>• 5 Lower rails 53x35</li><li>• Pre-galvanising of 200 grams per sqm</li><li>• Visual block of 31%</li><li>• Package includes spring-loaded gate latches on all internal gates</li></ul>		<ul style="list-style-type: none"><li>• Medium to high tensile strength steel. 350-450 MPa</li><li>• Top rail 50x50</li><li>• 5 lower rails 25x25</li><li>• Pre galvanising 200 grams per sqm</li><li>• Visual block of 18%</li><li>• Package includes spring-loaded gate latches on all internal gates</li></ul>		<ul style="list-style-type: none"><li>• Low/medium tensile strength steel.</li><li>• 60 x 30 oval rail</li><li>• 100 MPa</li><li>• Visual block of 28%</li><li>• Pre galvanising 55 grams per sqm</li></ul>	
					
					
SEMI-PERMANENT		PERMANENT			
MASTER	CODE: ASP140MASTER	\$20,100	MASTER	CODE: ASP140PMMASTER	\$23,827
PRO	CODE: ASP140PRO	\$17,307	PRO	CODE: ASP140PPRO	\$19,982
ELITE	CODE: ASP140ELITE	\$14,500	INSTALLATION		\$18,306

While stocks last. Prices include GST. Freight charges apply. Arrowquip reserve the right to change the prices without notice. Prices may have changed since the printing of this book. Please confirm prices with an Arrowquip representative before confirming your order. Arrowquip's terms and conditions apply, visit [www.arrowquip.com.au/terms-conditions](http://www.arrowquip.com.au/terms-conditions) to learn more.





## YARD FEATURES

104 m2 footprint  
 170 head working capacity (holds 260)  
 4 pens  
 1 person operation  
 Bugle yard design  
 Single drench race  
 Three-way adjustable draft module

The 250 Head Drover's yard comprises of four pens with a bugle design, allowing for the handling of up to 170 head. With a bugle design to aid flow, animals are directed into a two-way draft with the single drench race option just in front.

### MASTER

#### 26KG

- Medium to high tensile strength steel. 350-450 MPa
- Top rail 64x44
- 5 Lower rails 53x35
- Pre-galvanising of 200 grams per sqm
- Visual block of 31%
- Package includes spring-loaded gate latches on all internal gates



### PRO

#### 23KG

- Medium to high tensile strength steel. 350-450 MPa
- Top rail 50x50
- 5 lower rails 25x25
- Pre galvanising 200 grams per sqm
- Visual block of 18%
- Package includes spring-loaded gate latches on all internal gates



PERMANENT | SEMI-PERMANENT

### ELITE

#### 23KG

- Low/medium tensile strength steel.
- 60 x 30 oval rail
- 100 MPa
- Visual block of 28%
- Pre galvanising 55 grams per sqm



IMPORTED

### SEMI-PERMANENT

### PERMANENT

#### MASTER

CODE: ASP250MASTER

\$19,380

#### PRO

CODE: ASP250PRO

\$16,480

#### ELITE

CODE: ASP250ELITE

\$12,147

#### MASTER

CODE: ASP250PMMASTER

\$23,183

#### PRO


CODE: ASP250PPRO

\$19,251

#### INSTALLATION

\$18,306

While stocks last. Prices include GST. Freight charges apply. Arrowquip reserve the right to change the prices without notice. Prices may have changed since the printing of this book. Please confirm prices with an Arrowquip representative before confirming your order. Arrowquip's terms and conditions apply, visit [www.arrowquip.com.au/terms-conditions](http://www.arrowquip.com.au/terms-conditions) to learn more.



YARD FEATURES

- 173 m2 footprint

280 head working capacity (holds 430)

5 pens

1 person operation
- Bugle yard design

Single drench race


Three-way adjustable draft module

The 400 Head Shepherd's yard is allows for up to 280 sheep to be worked at a time. This design efficiently encourages flow around to the three way draft and single drench race, and also has the provision for access to a shearing shed or loading ramp.

MASTER		PRO		ELITE			
<div>26KG</div> <div><ul style="list-style-type: none"><li>• Medium to high tensile strength steel. 350-450 MPa</li><li>• Top rail 64x44</li><li>• 5 Lower rails 53x35</li><li>• Pre-galvanising of 200 grams per sqm</li><li>• Visual block of 31%</li><li>• Package includes spring-loaded gate latches on all internal gates</li></ul></div> <div></div>		<div>23KG</div> <div><ul style="list-style-type: none"><li>• Medium to high tensile strength steel. 350-450 MPa</li><li>• Top rail 50x50</li><li>• 5 lower rails 25x25</li><li>• Pre galvanising 200 grams per sqm</li><li>• Visual block of 18%</li><li>• Package includes spring-loaded gate latches on all internal gates</li></ul></div> <div></div>		<div>23KG</div> <div><ul style="list-style-type: none"><li>• Low/medium tensile strength steel.</li><li>• 60 x 30 oval rail</li><li>• 100 MPa</li><li>• Visual block of 28%</li><li>• Pre galvanising 55 grams per sqm</li></ul></div> <div><div>IMPORTED</div></div>			
SEMI-PERMANENT			PERMANENT				
MASTER		CODE: ASP400MASTER	\$23,339	MASTER		CODE: ASP400PMMASTER	\$27,437
PRO		CODE: ASP400PRO	\$19,439	PRO		CODE: ASP400PPRO	\$23,281
ELITE		CODE: ASP400ELITE	\$14,609	INSTALLATION		\$19,760	

While stocks last. Prices include GST. Freight charges apply. Arrowquip reserve the right to change the prices without notice. Prices may have changed since the printing of this book. Please confirm prices with an Arrowquip representative before confirming your order. Arrowquip's terms and conditions apply, visit [www.arrowquip.com.au/terms-conditions](http://www.arrowquip.com.au/terms-conditions) to learn more.





### YARD FEATURES

289 m2 footprint  
480 head working capacity (holds 720)  
6 pens  
1 person operation

Bugle yard design  
Single drench race  
Three-way adjustable draft module

The 710 Head Grazier's Yard is the sheep yard of choice for those producers needing to handle up to 480 head at a time. With a bugle design, sheep are encouraged to file around and enter either the single drench race or three-way draft, depending on your requirements. With six pens and a capacity to hold up to 725 head, this yard ticks many boxes for versatility and user ease.

#### MASTER

##### 26KG

- Medium to high tensile strength steel. 350-450 MPa
- Top rail 64x44
- 5 Lower rails 53x35
- Pre-galvanising of 200 grams per sqm
- Visual block of 31%
- Package includes spring-loaded gate latches on all internal gates



#### PRO

##### 23KG

- Medium to high tensile strength steel. 350-450 MPa
- Top rail 50x50
- 5 lower rails 25x25
- Pre galvanising 200 grams per sqm
- Visual block of 18%
- Package includes spring-loaded gate latches on all internal gates



PERMANENT | SEMI-PERMANENT



#### ELITE

##### 23KG

- Low/medium tensile strength steel.
- 60 x 30 oval rail
- 100 MPa
- Visual block of 28%
- Pre galvanising 55 grams per sqm



IMPORTED

#### SEMI-PERMANENT

#### PERMANENT

##### MASTER

CODE: ASP710MASTER

**\$32,711**

##### PRO

CODE: ASP710PRO

**\$24,861**

##### ELITE

CODE: ASP710ELITE

**\$20,811**

##### MASTER

CODE: ASP710PMMASTER

**\$37,575**

##### PRO


CODE: ASP710PPRO

**\$31,167**

##### INSTALLATION

**\$24,200**

While stocks last. Prices include GST. Freight charges apply. Arrowquip reserve the right to change the prices without notice. Prices may have changed since the printing of this book. Please confirm prices with an Arrowquip representative before confirming your order. Arrowquip's terms and conditions apply, visit [www.arrowquip.com.au/terms-conditions](http://www.arrowquip.com.au/terms-conditions) to learn more.



YARD FEATURES

- 289 m2 footprint

480 head working capacity (holds 720)

6 pens


1 person operation
- Bugle yard design

Flexible diamond pens

Single drench race


Three way V draft module

The 710 Head Popular Choice is the yard for efficient and easy processing. With a working capacity of 480 head, it incorporates several key features to simplify management of your livestock. Comprising of eight pens, a diamond yard, three-way draft and a bugle layout, sheep flow easily through this design to the working area, saving time and labour.

<div>MASTER</div> <div>26KG</div> <div><ul style="list-style-type: none"><li>• Medium to high tensile strength steel. 350-450 MPa</li><li>• Top rail 64x44</li><li>• 5 Lower rails 53x35</li><li>• Pre-galvanising of 200 grams per sqm</li><li>• Visual block of 31%</li><li>• Package includes spring-loaded gate latches on all internal gates</li></ul></div> <div></div>		<div>PRO</div> <div>23KG</div> <div><div>PERMANENT   SEMI-PERMANENT</div><ul style="list-style-type: none"><li>• Medium to high tensile strength steel. 350-450 MPa</li><li>• Top rail 50x50</li><li>• 5 lower rails 25x25</li><li>• Pre galvanising 200 grams per sqm</li><li>• Visual block of 18%</li><li>• Package includes spring-loaded gate latches on all internal gates</li></ul></div> <div></div>		<div>ELITE</div> <div>23KG</div> <div><ul style="list-style-type: none"><li>• Low/medium tensile strength steel.</li><li>• 60 x 30 oval rail</li><li>• 100 MPa</li><li>• Visual block of 28%</li><li>• Pre galvanising 55 grams per sqm</li></ul></div> <div><div>IMPORTED</div></div>	
SEMI-PERMANENT		PERMANENT			
MASTER	CODE: ASP710DMASTER	\$33,658	MASTER	CODE: ASP710DPMMASTER	\$36,289
PRO	CODE: ASP710DPRO	\$26,694	PRO	CODE: ASP710DPPRO	\$30,807
ELITE	CODE: ASP710DELITE	\$20,752	INSTALLATION		\$26,806

While stocks last. Prices include GST. Freight charges apply. Arrowquip reserve the right to change the prices without notice. Prices may have changed since the printing of this book. Please confirm prices with an Arrowquip representative before confirming your order. Arrowquip's terms and conditions apply, visit [www.arrowquip.com.au/terms-conditions](http://www.arrowquip.com.au/terms-conditions) to learn more.





## YARD FEATURES

412 m2 footprint  
690 head working capacity (holds 1030)  
6 pens  
Bugle yard design

Flexible diamond pens  
Single drench race  
Three-way adjustable draft module

The 1050 Commercial Sheep yard is designed for efficiency and comprises a working capacity of 700 head. It boasts five large pens and a bugle design, allowing for smooth livestock flow into the processing area, where sheep can be drenched or drafted. In addition to a generous footprint, the diamond pen allows for easy transferring of animals between pens.

### MASTER

#### 26KG

- Medium to high tensile strength steel. 350-450 MPa
- Top rail 64x44
- 5 Lower rails 53x35
- Pre-galvanising of 200 grams per sqm
- Visual block of 31%
- Package includes spring-loaded gate latches on all internal gates



### PRO

#### 23KG

- Medium to high tensile strength steel. 350-450 MPa
- Top rail 50x50
- 5 lower rails 25x25
- Pre galvanising 200 grams per sqm
- Visual block of 18%
- Package includes spring-loaded gate latches on all internal gates



PERMANENT | SEMI-PERMANENT

### ELITE

#### 23KG

- Low/medium tensile strength steel.
- 60 x 30 oval rail
- 100 MPa
- Visual block of 28%
- Pre galvanising 55 grams per sqm



IMPORTED

### SEMI-PERMANENT

### PERMANENT

#### MASTER

CODE: ASP1050MASTER

**\$39,893**

#### PRO

CODE: ASP1050PRO

**\$28,339**

#### ELITE

CODE: ASP1050ELITE

**\$23,533**

#### MASTER

CODE: ASP1050PMMASTER

**\$47,509**

#### PRO


CODE: ASP1050PPRO

**\$42,555**

#### INSTALLATION

**\$30,410**

While stocks last. Prices include GST. Freight charges apply. Arrowquip reserve the right to change the prices without notice. Prices may have changed since the printing of this book. Please confirm prices with an Arrowquip representative before confirming your order. Arrowquip's terms and conditions apply, visit [www.arrowquip.com.au/terms-conditions](http://www.arrowquip.com.au/terms-conditions) to learn more.








YARD FEATURES

624 m2 footprint  
1040 head working capacity (holds 1560)  
12 pens  
1 person operation  
Double Bugle yard design

Flexible diamond pens  
Single drench race  
Four-way adjustable draft module  
Laneway adjacent to draft pens


The 1450 Head Breeder’s Classic is the ultimate design for handling up to 1000 head at a time. It boasts a dual bugle and laneway, which flows around to the four way draft and drench race. After the draft, the pens flow into a laneway system which will connect with your holding yards and allow for a quick transition back from yard to paddock. There is provision to connect a sheep handler at the end of the draft for quick weighing and drafting or performing any husbandry tasks.

<b>MASTER</b> <b>26KG</b> <ul style="list-style-type: none"><li>• Medium to high tensile strength steel. 350-450 MPa</li><li>• Top rail 64x44</li><li>• 5 Lower rails 53x35</li><li>• Pre-galvanising of 200 grams per sqm</li><li>• Visual block of 31%</li><li>• Package includes spring-loaded gate latches on all internal gates</li></ul>  	<b>PRO</b> <b>23KG</b> <ul style="list-style-type: none"><li>• Medium to high tensile strength steel. 350-450 MPa</li><li>• Top rail 50x50</li><li>• 5 lower rails 25x25</li><li>• Pre galvanising 200 grams per sqm</li><li>• Visual block of 18%</li><li>• Package includes spring-loaded gate latches on all internal gates</li></ul>  	<b>ELITE</b> <b>23KG</b> <ul style="list-style-type: none"><li>• Low/medium tensile strength steel.</li><li>• 60 x 30 oval rail</li><li>• 100 MPa</li><li>• Visual block of 28%</li><li>• Pre galvanising 55 grams per sqm</li></ul>  <b>IMPORTED</b>
---	--	---

SEMI-PERMANENT			PERMANENT		
MASTER	CODE: ASP1450MASTER	\$73,372	MASTER	CODE: ASP1450PMMASTER	\$86,461
PRO	CODE: ASP1450PRO	\$62,718	PRO	CODE: ASP1450PPRO	\$68,439
ELITE	CODE: ASP1450ELITE	\$41,068	INSTALLATION		\$43,205

While stocks last. Prices include GST. Freight charges apply. Arrowquip reserve the right to change the prices without notice. Prices may have changed since the printing of this book. Please confirm prices with an Arrowquip representative before confirming your order. Arrowquip’s terms and conditions apply, visit [www.arrowquip.com.au/terms-conditions](http://www.arrowquip.com.au/terms-conditions) to learn more.





## YARD FEATURES

628 m2 footprint  
1050 head working capacity (holds 1570)  
8 pens  
Bugle yard design

Flexible diamond pens  
Single drench race  
Three-way adjustable draft module

The 1530 Head Processing yard is an efficient design, utilising a range of features and design principles to ensure effective stock management. The eight pens, flexible diamond yard and three way draft ensure functional management of up to 1100 head of sheep, while the bugle design aids in the smooth and stress free flow of animals.

### MASTER

#### 26KG

- Medium to high tensile strength steel. 350-450 MPa
- Top rail 64x44
- 5 Lower rails 53x35
- Pre-galvanising of 200 grams per sqm
- Visual block of 31%
- Package includes spring-loaded gate latches on all internal gates



### PRO

#### 23KG

- Medium to high tensile strength steel. 350-450 MPa
- Top rail 50x50
- 5 lower rails 25x25
- Pre galvanising 200 grams per sqm
- Visual block of 18%
- Package includes spring-loaded gate latches on all internal gates



PERMANENT | SEMI-PERMANENT

### ELITE

#### 23KG

- Low/medium tensile strength steel.
- 60 x 30 oval rail
- 100 MPa
- Visual block of 28%
- Pre galvanising 55 grams per sqm



IMPORTED

### SEMI-PERMANENT

### PERMANENT

#### MASTER

CODE: ASP1530MASTER

**\$47,059**

#### PRO

CODE: ASP1530PRO

**\$35,930**

#### ELITE

CODE: ASP1530ELITE

**\$26,290**

#### MASTER

CODE: ASP1530PMMASTER

**\$55,160**

#### PRO


CODE: ASP1530PPRO

**\$44,071**

#### INSTALLATION

**\$30,785**

While stocks last. Prices include GST. Freight charges apply. Arrowquip reserve the right to change the prices without notice. Prices may have changed since the printing of this book. Please confirm prices with an Arrowquip representative before confirming your order. Arrowquip's terms and conditions apply, visit [www.arrowquip.com.au/terms-conditions](http://www.arrowquip.com.au/terms-conditions) to learn more.



YARD FEATURES

- 760 m2 footprint

1260 head working capacity (holds 1900)

9 pens

Double bugle yard design
- Flexible diamond pens

Double drench race


Three-way adjustable draft module

The 1800 Head Production yard is designed to suit operations where up to 1260 head need to be handled at a time. The large holding yard is connected to the adjacent pens by both the dual bugle and the laneway, providing a flexible options to operators. The dual bugle is designed to allow handlers to easily control the flow of sheep into the working area, with the narrow pens making it easy to influence the movement of the mob. The dual working race and draft pens empty into a laneway where sheep can be either re-processed, loaded onto a truck or released back into the paddock.

<div><div>MASTER</div><div>26KG</div><div><ul style="list-style-type: none"><li>• Medium to high tensile strength steel. 350-450 MPa</li><li>• Top rail 64x44</li><li>• 5 Lower rails 53x35</li><li>• Pre-galvanising of 200 grams per sqm</li><li>• Visual block of 31%</li><li>• Package includes spring-loaded gate latches on all internal gates</li></ul></div><div></div></div>		<div><div>PRO</div><div>23KG</div><div><div>PERMANENT   SEMI-PERMANENT</div><ul style="list-style-type: none"><li>• Medium to high tensile strength steel. 350-450 MPa</li><li>• Top rail 50x50</li><li>• 5 lower rails 25x25</li><li>• Pre galvanising 200 grams per sqm</li><li>• Visual block of 18%</li><li>• Package includes spring-loaded gate latches on all internal gates</li></ul></div><div></div></div>		<div><div>ELITE</div><div>23KG</div><div><ul style="list-style-type: none"><li>• Low/medium tensile strength steel.</li><li>• 60 x 30 oval rail</li><li>• 100 MPa</li><li>• Visual block of 28%</li><li>• Pre galvanising 55 grams per sqm</li></ul></div><div></div></div>	
SEMI-PERMANENT			PERMANENT		
MASTER	CODE: ASP1800MASTER	\$62,403	MASTER	CODE: ASP1800PMMASTER	\$74,821
PRO	CODE: ASP1800PRO	\$47,853	PRO	CODE: ASP1800PPRO	\$62,151
ELITE	CODE: ASP1800ELITE	\$30,387	INSTALLATION		\$40,540

While stocks last. Prices include GST. Freight charges apply. Arrowquip reserve the right to change the prices without notice. Prices may have changed since the printing of this book. Please confirm prices with an Arrowquip representative before confirming your order. Arrowquip's terms and conditions apply, visit [www.arrowquip.com.au/terms-conditions](http://www.arrowquip.com.au/terms-conditions) to learn more.





### YARD FEATURES

782 m2 footprint  
1300 head working capacity (holds 1950)  
9 pens  
Dual bugle yard design

Flexible diamond pens  
Dual drench race  
Three-way adjustable draft module

The 1900 head Dual Processing yard has a working capacity of 1300 head and is an extremely efficient design thanks to the dual bugle layout and dual drench race. With nine pens, a three-way draft and diamond yards to easily transfer stock, this design boasts versatility and functionality.

#### MASTER

##### 26KG

- Medium to high tensile strength steel. 350-450 MPa
- Top rail 64x44
- 5 Lower rails 53x35
- Pre-galvanising of 200 grams per sqm
- Visual block of 31%
- Package includes spring-loaded gate latches on all internal gates



#### PRO

##### 23KG

- Medium to high tensile strength steel. 350-450 MPa
- Top rail 50x50
- 5 lower rails 25x25
- Pre galvanising 200 grams per sqm
- Visual block of 18%
- Package includes spring-loaded gate latches on all internal gates



PERMANENT | SEMI-PERMANENT



#### ELITE

##### 23KG

- Low/medium tensile strength steel.
- 60 x 30 oval rail
- 100 MPa
- Visual block of 28%
- Pre galvanising 55 grams per sqm



IMPORTED

#### SEMI-PERMANENT

#### PERMANENT

##### MASTER

CODE: ASP1900MASTER

**\$61,775**

##### PRO

CODE: ASP1900PRO

**\$56,962**

##### ELITE

CODE: ASP1900ELITE

**\$49,233**

##### MASTER

CODE: ASP1900PMMASTER

**\$69,035**

##### PRO


CODE: ASP1900PPRO

**\$63,447**

##### INSTALLATION

**\$45,535**

While stocks last. Prices include GST. Freight charges apply. Arrowquip reserve the right to change the prices without notice. Prices may have changed since the printing of this book. Please confirm prices with an Arrowquip representative before confirming your order. Arrowquip's terms and conditions apply, visit [www.arrowquip.com.au/terms-conditions](http://www.arrowquip.com.au/terms-conditions) to learn more.



YARD FEATURES

- 1166 m2 footprint

1950 head working capacity (holds 2900)

13 pens






Dual bugle yard design
- Curved race

Flexible diamond pens

Dual drench race


Three-way adjustable draft module

The 2500 Woolbroker's Classic is a dual bugle design, allowing for both flow and storage of animals – providing a consistent stream of livestock to the working areas. This system provides several processing options, from a curved race and three-way draft to a dual drench race. With a working capacity of 1950 head, this yard provides enough space for all manner of activities relating to sheep management.

<div><div>MASTER</div><div>26KG</div><div><ul style="list-style-type: none"><li>• Medium to high tensile strength steel. 350-450 MPa</li><li>• Top rail 64x44</li><li>• 5 Lower rails 53x35</li><li>• Pre-galvanising of 200 grams per sqm</li><li>• Visual block of 31%</li><li>• Package includes spring-loaded gate latches on all internal gates</li></ul></div><div></div></div>		<div><div>PRO</div><div>23KG</div><div><div>PERMANENT   SEMI-PERMANENT</div><ul style="list-style-type: none"><li>• Medium to high tensile strength steel. 350-450 MPa</li><li>• Top rail 50x50</li><li>• 5 lower rails 25x25</li><li>• Pre galvanising 200 grams per sqm</li><li>• Visual block of 18%</li><li>• Package includes spring-loaded gate latches on all internal gates</li></ul></div><div></div></div>		<div><div>ELITE</div><div>23KG</div><div><ul style="list-style-type: none"><li>• Low/medium tensile strength steel.</li><li>• 60 x 30 oval rail</li><li>• 100 MPa</li><li>• Visual block of 28%</li><li>• Pre galvanising 55 grams per sqm</li></ul></div><div><div>IMPORTED</div></div></div>	
SEMI-PERMANENT		PERMANENT			
MASTER	CODE: ASP2500MASTER	\$90,700	MASTER	CODE: ASP2500PMMASTER	\$110,594
PRO	CODE: ASP2500PRO	\$67,139	PRO	CODE: ASP2500PPRO	\$103,496
ELITE	CODE: ASP2500ELITE	\$58,310	INSTALLATION		\$62,890

While stocks last. Prices include GST. Freight charges apply. Arrowquip reserve the right to change the prices without notice. Prices may have changed since the printing of this book. Please confirm prices with an Arrowquip representative before confirming your order. Arrowquip's terms and conditions apply, visit [www.arrowquip.com.au/terms-conditions](http://www.arrowquip.com.au/terms-conditions) to learn more.





### YARD FEATURES

1100 m2 footprint  
1825 head working capacity (holds 2750)  
9 pens

Bugle yard design  
Dual drench race  
Three-way adjustable draft module

The 2700 Head Pastoral Package is a simple, lengthy yet effective design, allowing for the management of up to 1800 sheep with ease. A bugle layout allows sheep to file around to the working area, where a dual drench race and three-way draft provides options and access to stock.

#### MASTER

##### 26KG

- Medium to high tensile strength steel. 350-450 MPa
- Top rail 64x44
- 5 Lower rails 53x35
- Pre-galvanising of 200 grams per sqm
- Visual block of 31%
- Package includes spring-loaded gate latches on all internal gates



#### PRO

##### 23KG

- Medium to high tensile strength steel. 350-450 MPa
- Top rail 50x50
- 5 lower rails 25x25
- Pre galvanising 200 grams per sqm
- Visual block of 18%
- Package includes spring-loaded gate latches on all internal gates



PERMANENT | SEMI-PERMANENT

#### ELITE

##### 23KG

- Low/medium tensile strength steel.
- 60 x 30 oval rail
- 100 MPa
- Visual block of 28%
- Pre galvanising 55 grams per sqm



IMPORTED

#### SEMI-PERMANENT

#### PERMANENT

##### MASTER

CODE: ASP2700MASTER

**\$65,828**

##### PRO

CODE: ASP2700PRO

**\$52,781**

##### ELITE

CODE: ASP2700ELITE

**\$43,158**

##### MASTER

CODE: ASP2700PMMASTER

**\$74,981**

##### PRO


CODE: ASP2700PPRO

**\$74,051**

##### INSTALLATION

**\$50,518**

While stocks last. Prices include GST. Freight charges apply. Arrowquip reserve the right to change the prices without notice. Prices may have changed since the printing of this book. Please confirm prices with an Arrowquip representative before confirming your order. Arrowquip's terms and conditions apply, visit [www.arrowquip.com.au/terms-conditions](http://www.arrowquip.com.au/terms-conditions) to learn more.



YARD FEATURES

- 1150 m2 footprint

1900 head working. holds 2850

9 pens
- Bugle yard design

Dual drench race

Three-way adjustable draft module

The 2800 Head Breeder’s Choice is the yard of choice for those handling large numbers of breeding stock and lambs. The bugle design provides animals with direction through the facility towards the working area, where the operator can then process the stock. With nine pens and two diamond yards, this design allows for a working capacity of 1900 head.

MASTER

26KG

- Medium to high tensile strength steel. 350-450 MPa
- Top rail 64x44
- 5 Lower rails 53x35
- Pre-galvanising of 200 grams per sqm
- Visual block of 31%
- Package includes spring-loaded gate latches on all internal gates

PRO

23KG

- Medium to high tensile strength steel. 350-450 MPa
- Top rail 50x50
- 5 lower rails 25x25
- Pre galvanising 200 grams per sqm
- Visual block of 18%
- Package includes spring-loaded gate latches on all internal gates

ELITE

23KG


- Low/medium tensile strength steel.
- 60 x 30 oval rail
- 100 MPa
- Visual block of 28%
- Pre galvanising 55 grams per sqm

IMPORTED

SEMI-PERMANENT			PERMANENT		
MASTER	CODE: ASP2800MASTER	\$67,206	MASTER	CODE: ASP2800PMMASTER	\$77,355
PRO	CODE: ASP2800PRO	\$53,284	PRO	CODE: ASP2800PPRO	\$66,689
ELITE	CODE: ASP2800ELITE	\$43,498	INSTALLATION		\$51,206

While stocks last. Prices include GST. Freight charges apply. Arrowquip reserve the right to change the prices without notice. Prices may have changed since the printing of this book. Please confirm prices with an Arrowquip representative before confirming your order. Arrowquip’s terms and conditions apply, visit [www.arrowquip.com.au/terms-conditions](http://www.arrowquip.com.au/terms-conditions) to learn more.





### YARD FEATURES

1371 m2 footprint  
2250 head working capacity (holds 3420)  
15 pens  
Bugle yard design

Flexible diamond pens  
Dual drench race  
Three-way adjustable draft module

The 3400 Head Ultimate Processing yard is designed for handling large numbers of stock with a focus on flow, efficiency, and functionality. Boasting a working capacity of 2250 head and 15 pens, this design has multiple options for managing and processing your herd, such as the dual drench race and three way draft.

#### MASTER

##### 26KG

- Medium to high tensile strength steel. 350-450 MPa
- Top rail 64x44
- 5 Lower rails 53x35
- Pre-galvanising of 200 grams per sqm
- Visual block of 31%
- Package includes spring-loaded gate latches on all internal gates



#### PRO

##### 23KG

- Medium to high tensile strength steel. 350-450 MPa
- Top rail 50x50
- 5 lower rails 25x25
- Pre galvanising 200 grams per sqm
- Visual block of 18%
- Package includes spring-loaded gate latches on all internal gates



PERMANENT | SEMI-PERMANENT



#### ELITE

##### 23KG

- Low/medium tensile strength steel.
- 60 x 30 oval rail
- 100 MPa
- Visual block of 28%
- Pre galvanising 55 grams per sqm



IMPORTED

#### SEMI-PERMANENT

#### PERMANENT

##### MASTER

CODE: ASP2200MASTER

**\$110,472**

##### PRO

CODE: ASP2200PRO

**\$80,747**

##### ELITE

CODE: ASP2200ELITE

**\$68,115**

##### MASTER

CODE: ASP2200PMMASTER

**\$119,324**

##### PRO

CODE: ASP2200PPRO

**\$112,610**

##### INSTALLATION

**\$75,262**

While stocks last. Prices include GST. Freight charges apply. Arrowquip reserve the right to change the prices without notice. Prices may have changed since the printing of this book. Please confirm prices with an Arrowquip representative before confirming your order. Arrowquip's terms and conditions apply, visit [www.arrowquip.com.au/terms-conditions](http://www.arrowquip.com.au/terms-conditions) to learn more.



## 3.5M SHEEP LOADING RAMP

Product Code SLR35

Heavy duty construction

750mm wide

115mm oval rail

Australian made with  
10 year manufacturer's  
guarantee

Available fixed height or  
adjustable

Side walk option available



## 8M ADJUSTABLE HEAVY DUTY SHEEP RAMP

Product Code SLR8AHD

Reaches 4th deck of trucks

Includes 600mm wide  
walkway and handrail  
(complies with recent ramp  
standards changes)

900mm ramp width

Adjustable side wings  
which meet the end of  
truck

Extra heavy-duty  
construction  
1m high sides

Safety lock catch

Hand winch (or electric  
winch optional)



## 8M ADJUSTABLE MOBILE SHEEP RAMP

Product Code SLR8AM

8m Adjustable Mobile  
Sheep Ramp

Includes 600mm wide  
walkway and handrail  
(complies with recent  
ramp standards)

900mm ramp width

Adjustable side wings  
which meet the end  
of the truck

Anti-slip ribbed flooring

Extra heavy duty  
construction

1m high sides


Safety lock catch

Balloon tyres and high  
clearance



While stocks last. Prices include GST. Freight charges apply. Arrowquip reserve the right to change the prices without notice. Prices may have changed since the printing of this book. Please confirm prices with an Arrowquip representative before confirming your order. Arrowquip's terms and conditions apply, visit [www.arrowquip.com.au/terms-conditions](http://www.arrowquip.com.au/terms-conditions) to learn more.





## ADJUSTABLE SHEEP DRAFT

- Adjustable width draft
- Removable draft gates (allowing room for a handler at the end of the V)
- Ergonomic handles
- Single tumble gate
- 1500mm long draft gates
- Nearside or offside gate operation



Nearside operation Code: DMAS-NS  
Offside operation Code: DMAS-OS

Dimensions:  
650mm wide x 1155mm high x 4215mm long



The adjustable sheeted sides restrict sideways movement, keeping the animals facing in one direction and single file.



The lift and swing tumble gate is positioned at the start of the draft to make it easy to start drafting.



Removable  
draft gates

The draft gates are 1500mm long and removable so that you can place a weighing crate or scanning device in this space.

While stocks last. Prices include GST. Freight charges apply. Arrowquip reserve the right to change the prices without notice. Prices may have changed since the printing of this book. Please confirm prices with an Arrowquip representative before confirming your order. Arrowquip's terms and conditions apply, visit [www.arrowquip.com.au/terms-conditions](http://www.arrowquip.com.au/terms-conditions) to learn more.





## FEATURES

- Easy to operate manual catcher
- Catches sheep and goats securely around the middle
- Allows access to underside of animal
- Use for foot paring, crutching and more
- Restrains animal at a safe working height for operator
- Adjustable height
- Removable entrance and exit gates
- Option to add floor for weighing animals

The Sheep & Goat Catcher is a simple manually operated tool to catch and restrain sheep and goats. It allows the animal to be restrained at a safe working height, providing the operator with access to all facets of the animal.


CODE: SGCR  
DIMENSION: 1740mm(L) x 1110mm (W)  
WEIGHT: 112KG

While stocks last. Prices include GST. Freight charges apply. Arrowquip reserve the right to change the prices without notice. Prices may have changed since the printing of this book. Please confirm prices with an Arrowquip representative before confirming your order. Arrowquip's terms and conditions apply, visit [www.arrowquip.com.au/terms-conditions](http://www.arrowquip.com.au/terms-conditions) to learn more.





**EASY  
TURNKEY  
YARD  
SOLUTION**



## **HOLDS UP TO 450 HEAD OF SHEEP WHEN WORKING WITH EXISTING FENCES**

• PANELS • RACE GATES • DRAFTING TRAILER

### **FEATURES**


- Moving your yards to your sheep can reduce the distance you need to walk sheep to the yards resulting in less weight loss
- Includes everything you need from panels, race gates, and a draft
- For easy transport, panels and gates stack into the draft which also doubles as a trailer
- Contact us for yard designs.



**Lightweight portable panels make transportation easy**



While stocks last. Prices include GST. Freight charges apply. Arrowquip reserve the right to change the prices without notice. Prices may have changed since the printing of this book. Please confirm prices with an Arrowquip representative before confirming your order. Arrowquip's terms and conditions apply, visit [www.arrowquip.com.au/terms-conditions](http://www.arrowquip.com.au/terms-conditions) to learn more.



## AVAILABLE OPTIONS

### COMBO PANELS

Australian made, first grade, high tensile galvanised steel

### SHEEP & CATTLE PANELS

C-Line with Ag sheeting for combo purposes

Combo panels are used primarily for cattle sheep combinations but are also great for goats, alpacas, and any combination of animals that need the security of both height and narrow rails.


CODE: AFQ500-80  
Holds 500 sheep & 90 cattle

### COW CATCHER 47 SERIES

All packages come with Cow Catcher 47 Series Vet Crush.  
Upgrade your crush on page 42.

Crush Product Code CWC4700

\*Head holder is optional and not included in the price of the crush, but can be easily purchased with the package.



Ask about our budget C-line with Ag Sheeting option

## PRO

\$56,490


### 39KG

- Medium to high tensile strength steel. 350-450 MPa
- 66x44 oval rail
- Visual block of 22%
- DuraGal pre-galvanising of 200 grams per sqm
- Package includes spring-loaded gate latches on all internal gates
- Price includes 7 bar, 1.6m high Pro combo panels and Master 1050mm high sheep panels



While stocks last. Prices include GST. Freight charges apply. Arrowquip reserve the right to change the prices without notice. Prices may have changed since the printing of this book. Please confirm prices with an Arrowquip representative before confirming your order. Arrowquip's terms and conditions apply, visit [www.arrowquip.com.au/terms-conditions](http://www.arrowquip.com.au/terms-conditions) to learn more.





## YARD FEATURES

- 16 metre diameter
- 23 Panels
- 1 High-bow gate

### MASTER

**\$13,583**

#### 61KG

- Medium to high tensile strength steel. 350-450 MPa
- 115x42 oval rail
- Visual block of 39%
- DuraGal pre-galvanising of 200 grams per sqm
- Package includes spring-loaded



### PRO

**\$10,015**

#### 39KG

- Medium to high tensile strength steel. 350-450 MPa
- 66x44 oval rail
- Visual block of 22%
- DuraGal pre-galvanising of 200 grams per sqm
- Package includes spring-loaded gate latches on all internal gates



### ELITE

**\$5,602**

#### 25KG

- Low/medium tensile strength steel. 100 MPa
- 60x30 oval rail
- Visual block of 20%
- Pre-galvanising of 50 grams per sqm



**IMPORTED**

Breaking and training horses or letting the kids ride off the leadline for the first time, there is no denying that a round yard is an invaluable asset to any home with horses.

Manufactured in Australia from high tensile Australian steel, our Master and Pro range Round Yard consists of 23 panels and a high bow gate with a stockproof pin latch, resulting in a 16-metre diameter pen. Panels are a standard 1.8m high & 2.1m long, however panel length can be extended, and as a modular system, it's your choice whether you want to go permanent or semi-permanent.

While stocks last. Prices include GST. Freight charges apply. Arrowquip reserve the right to change the prices without notice. Prices may have changed since the printing of this book. Please confirm prices with an Arrowquip representative before confirming your order. Arrowquip's terms and conditions apply, visit [www.arrowquip.com.au/terms-conditions](http://www.arrowquip.com.au/terms-conditions) to learn more.



## LIVESTOCK HANDLING

Livestock handling is a multi-faceted topic. The way livestock are handled impacts their health, their welfare, and their performance.

It's a complex subject and something that can be very personal to the individual handling the stock. Handling techniques are a learned behaviour, with skills in the individual being shaped by watching others do it, whether that be good or bad. With a heavy focus on animal welfare in farms, supply chains and production systems by the public and consumers alike, there has never been a time where humane handling was more important than it is right now.

At Arrowquip Australia, we are very interested in livestock handling. However, what we specialise in is making good livestock handling equipment. That's our bread and butter. We like to use the following analogy to describe our position regarding livestock handling: Most of us know how to drive a car. We know the basics; however, we have the freedom to put our own spin on things. The way we drive, our style, it differs person to person.

As livestock handling equipment manufacturers, we are the ones designing the car you drive. We design where you sit, the proximity of the steering wheel and cup holder to the driver, and the placement of the air bags. We provide you with the equipment (car/crush) to do the job (driving/processing stock). We can't be with you during the drive, so we've made the car as safe and accurate as we can.

While stocks last. Prices include GST. Freight charges apply. Arrowquip reserve the right to change the prices without notice. Prices may have changed since the printing of this book. Please confirm prices with an Arrowquip representative before confirming your order. Arrowquip's terms and conditions apply, visit [www.arrowquip.com.au/terms-conditions](http://www.arrowquip.com.au/terms-conditions) to learn more.





Let's look at this from a livestock equipment manufacturing point of view. We aren't there in the yards with you. We're in Tamworth, or Warwick or elsewhere. Therefore, we have done our best to design and create yards that put you in the right place. The right place to achieve flow, the right place to facilitate calm positive movement, the right place to get the task done and be safe and respectful to your stock while doing it.

That's what we're good at. You're good at producing, and breeding, and growing and fattening. We are good at welding steel together in such a way that it puts you in the right place, every time, keeping you and your stock safe. We create livestock handling solutions.

We've done it for 30 years, and we plan to do it for another 30. And, while design and manufacturing are our strong points, we're also really interested in animal behaviour, production, and welfare.

Our interest in these areas lead us to learn more and do more. It shapes what we make. We seek, we ask, we listen, and we ponder. We don't know it all, but what we do know, we want to share.

You can follow our thoughts, learnings, and activities on your platform of choice, and we invite you to join in on the discussion.



Free call 1800 814 107



[arrowquip.com.au](http://arrowquip.com.au)



[linkedin.com/company/arrowquip/](https://www.linkedin.com/company/arrowquip/)



[facebook.com/arrowquipaustralia](https://www.facebook.com/arrowquipaustralia)

While stocks last. Prices include GST. Freight charges apply. Arrowquip reserve the right to change the prices without notice. Prices may have changed since the printing of this book. Please confirm prices with an Arrowquip representative before confirming your order. Arrowquip's terms and conditions apply, visit [www.arrowquip.com.au/terms-conditions](http://www.arrowquip.com.au/terms-conditions) to learn more.







## ASP1400 Goroke Vic




## ASP1450 Bethungra



## Custom Design Sheep Buddy Yard



## ASP4000 Bothwell Tas



While stocks last. Prices include GST. Freight charges apply. Arrowquip reserve the right to change the prices without notice. Prices may have changed since the printing of this book. Please confirm prices with an Arrowquip representative before confirming your order. Arrowquip's terms and conditions apply, visit [www.arrowquip.com.au/terms-conditions](http://www.arrowquip.com.au/terms-conditions) to learn more.





## **Bugle Yard Design** | Increases Efficiency and Ease-of-Use

A bugle yard layout encourages animals to flow. Livestock like to go by humans, meaning they like to move past people in such a way that they can keep an eye on you. A bugle design allows the handler to stand in the inner part while the livestock flow around in a semi-circle shape. This layout increases efficiency and provides the opportunity for positive stock movement.

## **Curved Race** | Increases Efficiency

A curved race does two things simultaneously: it reduces the walking distance for handlers from cattle to crush or force, and it provides stock with incentive to move forwards.

## **Drafting Pound** | Increases Ease-of-Use

A drafting pound increases the functionality of a yard by providing a variety of options for separating individual animals and stock movement to and from pens.

## **Cattle-Free Zone** | Increases Safety

A cattle-free zone provides a safe working area for people and gear.

## **Sliding Gate Before Crush** | Increases Efficiency and Ease-of-Use

A sliding gate one animal length before the crush allows for the next animal to always be ready and on hand.

## **Diamond Yards/Pens** | Increases Efficiency and Ease-of-Use

Diamond yards offer an accessible route for movement between adjacent and diagonal pens.

## **Bud Flow Forcing Yard** | Increases Efficiency, Ease-of-Use and Safety


The Bud Flow forcing yard provides cattle with a clear path into the race. By utilising natural behaviour, livestock enter the force, turn, and then exit close to where they entered.

## **S-Flow Forcing Yard** | Increases Efficiency, Ease-of-Use, and Safety


The S-Flow forcing yard is based on a Temple Grandin design, and allows cattle to continue through the force and into the race due to the lack of barriers. A ratcheting crowd gate allows the handler to reduce the available space as the cattle file into the race.

## **Multi-Way Drafts** | Increase Efficiency

Multi-way drafting modules after a crush allow for easy management of individual animals or lines, further adding to the functionality of the design.















**ARROWQUIP**

Current as of 1st of April, 2022.  
Prices may change without notice.