

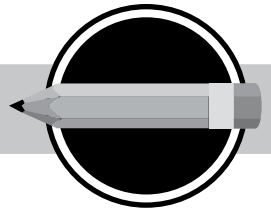
Reading, Writing, and Art Connections for First Grade

STUDENT PAGES FOR PRINT AND/OR PROJECTION


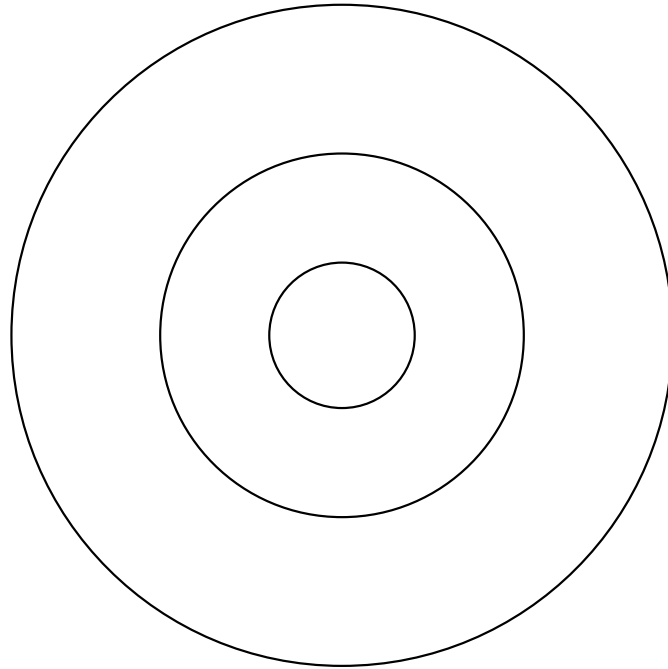



Companion activities for *Getting Ready to Write*
by Kathy Howell

Empowering
Writers[®]




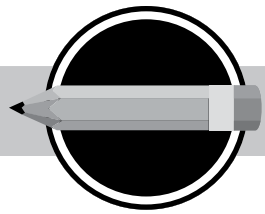
Chrysanthemum Template






Realistic Cow Informational Book Cover



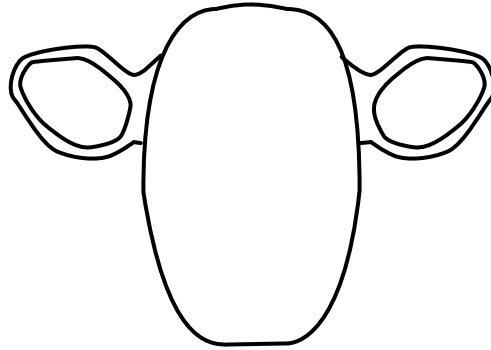


Step-by-Step Drawing Instructions

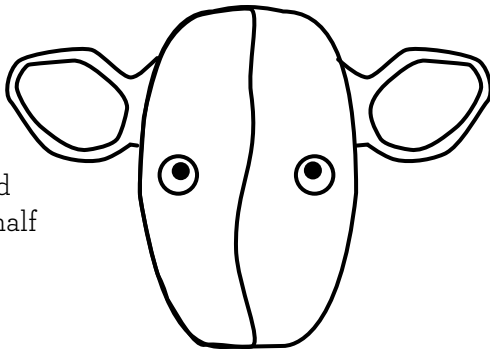
1. Draw head




2. Add ears




3. Add eyes and divide face in half




4. Add hair




5. Color face



6. Add nose and mouth





Index Card Activity: First, Next, Last

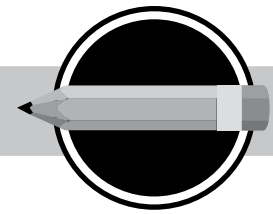


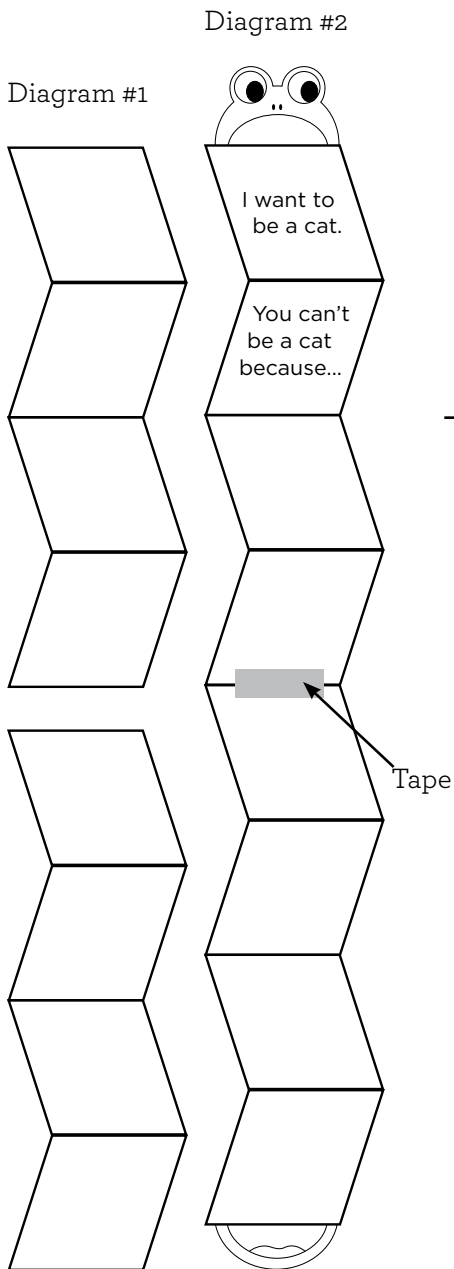



Diagram and Frog Pattern





Frog Sentence Starters

I want to be a _____.

I want to be a _____.

I want to be a _____.


I want to be an _____.

You can't be a _____
because _____.


You can't be a _____
because _____.


You can't be a _____
because _____.

You can't be an _____
because _____.





Girl's Face and Mice





Annie and Her Dog






Summarizing Framework - Informational

This piece gives information about _____




Fact 1: _____


Fact 2: _____

The author's purpose is _____



Storybook Costume Parade






Summarizing Framework - Opinion


This piece expresses an opinion about _____
topic


The judge likes this costume because _____.

Another reason is because _____.



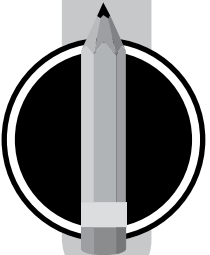
Let's Go on a Carnival Ride





Let's Go on a Carnival Ride






Summarizing Framework - Opinion

This piece expresses an opinion about _____ .

topic

The author likes this carnival ride because _____ .

Another reason is because _____ .

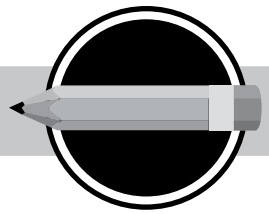


How to Babysit Grandpa/Grandma (2)


But I would not _____


But I would not _____

But I would not _____




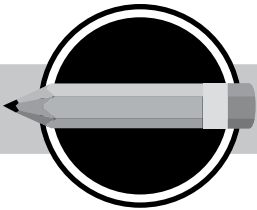
My Four Groovy Buttons






Shirt Writing Template





A large, empty rectangular box with a thin black border, intended for drawing or free writing.

Four sets of primary writing lines. Each set consists of a solid top line, a dashed middle line, and a solid bottom line, providing a guide for letter height and placement.



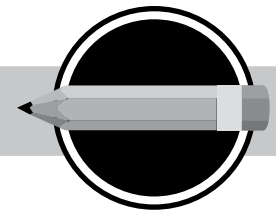
My Favorite Book Picture Frame

Glue Here

Glue Here


Scissors icon and dashed line for cutting

A large rectangular frame with a dashed horizontal line across the middle. The top and bottom edges are labeled "Glue Here". A pair of scissors icon is positioned to the left of the dashed line, indicating where to cut.




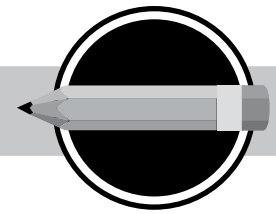
Sea Creatures

stingray	starfish
octopus	butterfly
dolphin	mouse




Student Page






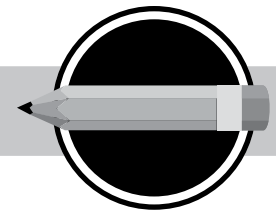
Storms

blowing leaves	tornado
thunder	hurricane
blizzard	sunshine




Student Page



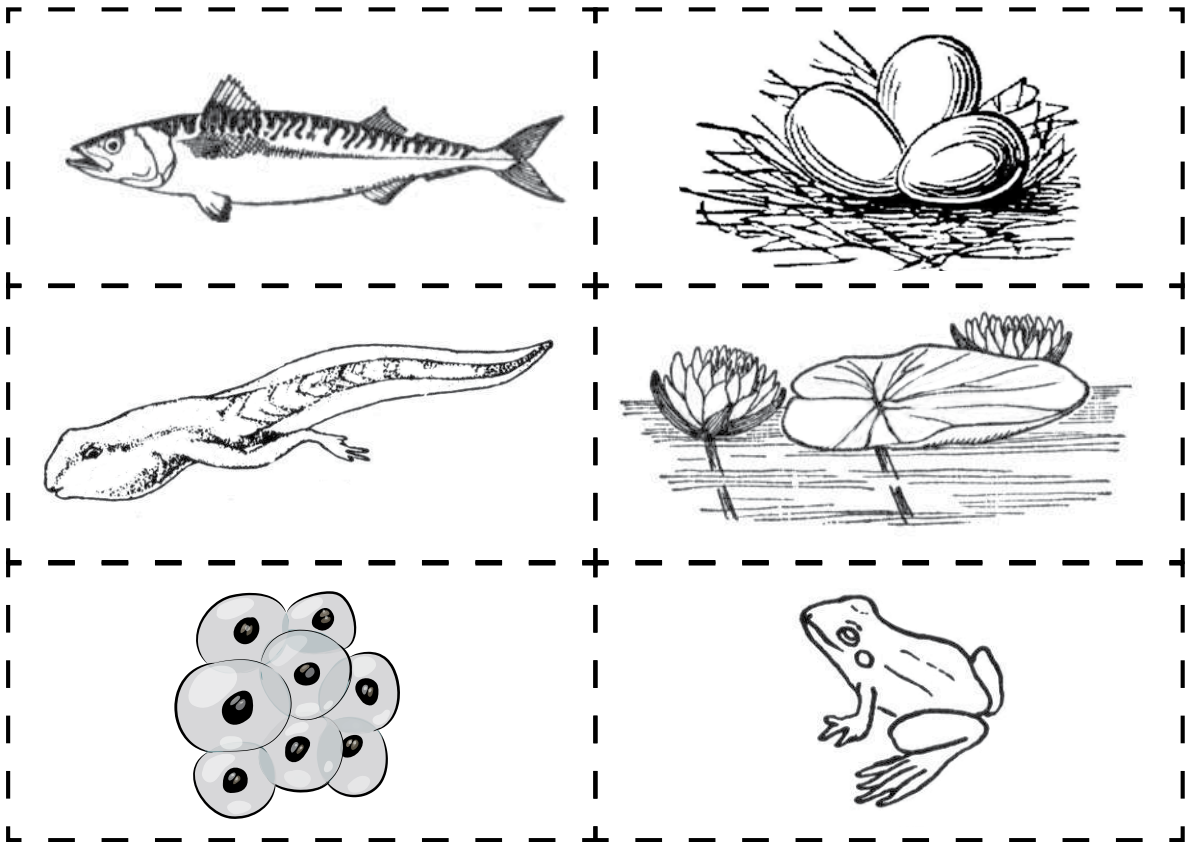


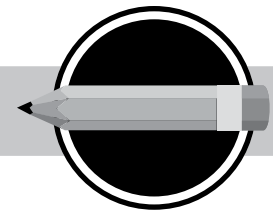
Life Cycle of Frogs

eggs	fish
lily pad	tadpole
frog	embryo

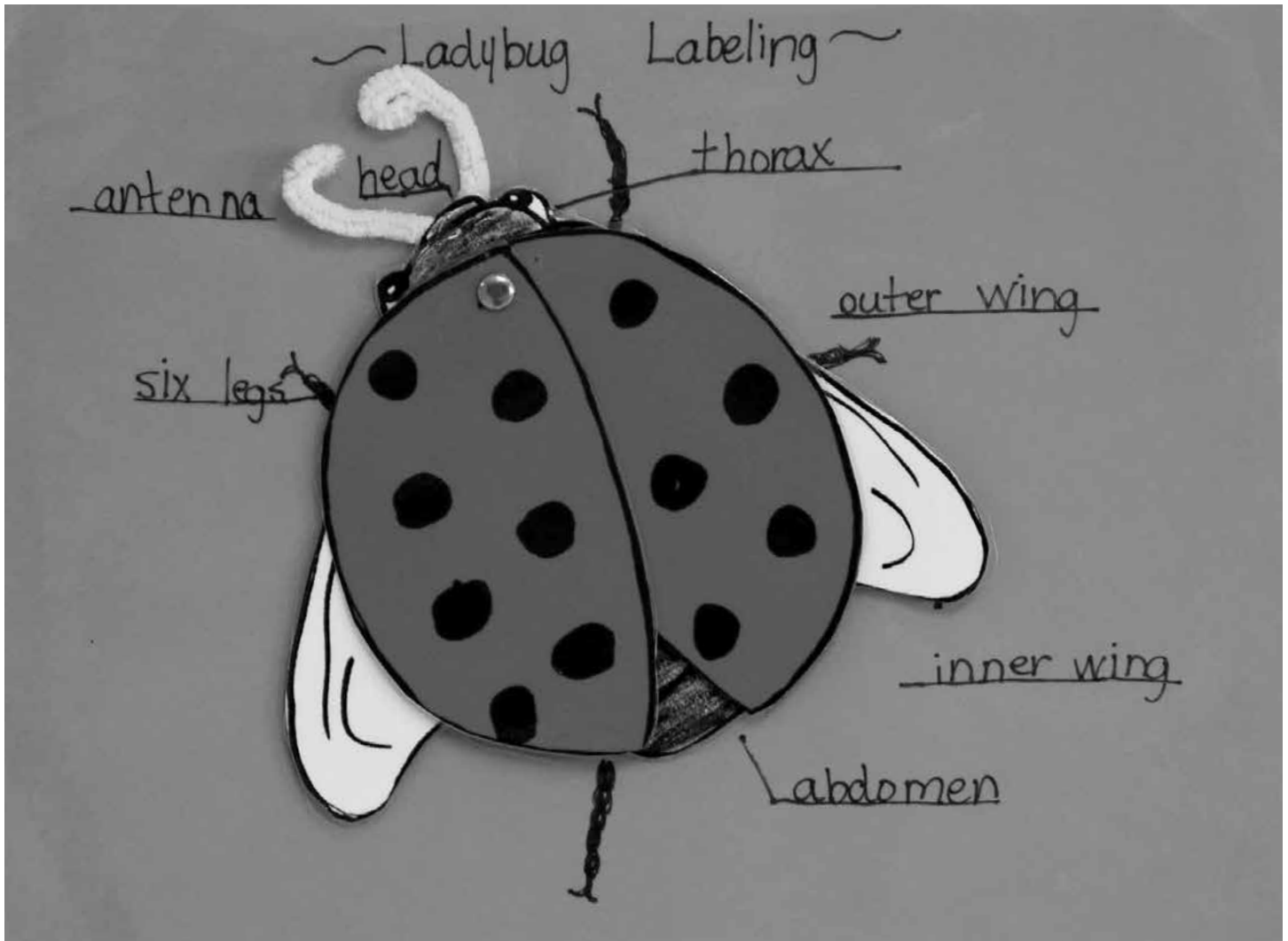



Student Page




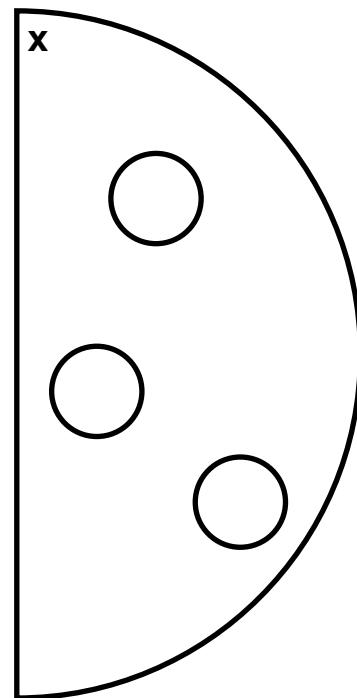

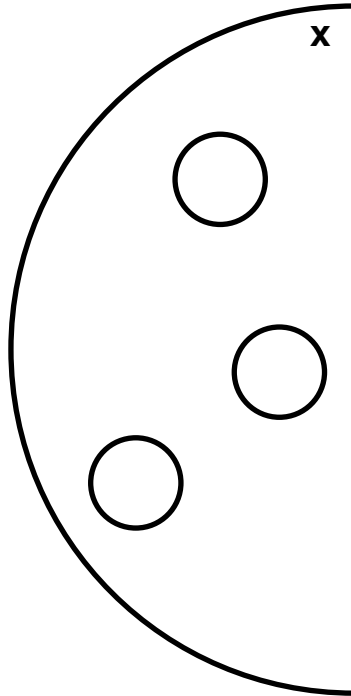



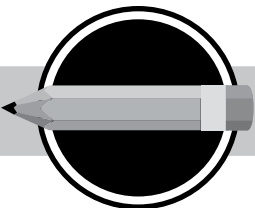
Ladybug Diagram





Ladybug Patterns






Flip the Flap: Where Can You Find a _____?

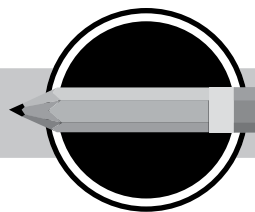
A large empty rectangular box for drawing or writing.

Five sets of handwriting practice lines, each consisting of a solid top line, a dashed middle line, and a solid bottom line.




Student Page

Flip the Flap: Where Can You Find a _____?




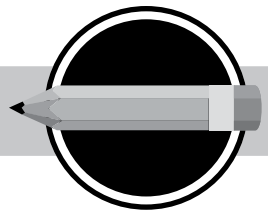
Bat Pattern







Bike Labeling





Shark Template

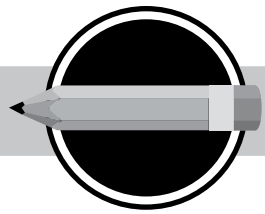





Student Page


Why Do _____?

Handwriting practice lines consisting of four sets of three horizontal lines (top, dashed middle, bottom).




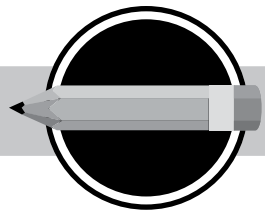
Girl Template








Boy Template







Sample Coloring Book Page





Sunglasses Template




Magic Sunglasses

When I am in a bad mood

Handwriting practice lines consisting of 15 sets of three horizontal lines (top, middle, bottom) for writing practice.

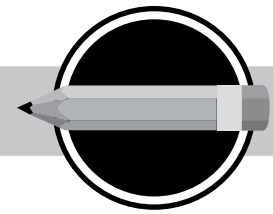





Student Page

What are you so _____ about?

Four sets of primary writing lines, each consisting of a solid top line, a dashed middle line, and a solid bottom line.



Bucket Template





I filled _____'s bucket today.

Date: _____

Whose Teeth Are These?

Do you know,





Knock Knock Writing Template

Knock, knock!

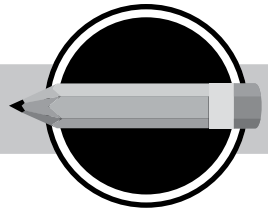
Who's there?

The form consists of two arched door frames side-by-side. Each door has a handle on the left side of the left door and the right side of the right door. There are two doorknobs on the bottom half of each door. The interior of each door is filled with horizontal writing lines: a solid top line, a dashed middle line, and a solid bottom line. The text 'Knock, knock!' is written on the top line of the left door, and 'Who's there?' is written on the middle dashed line of the left door.


Who's hiding in the ocean?



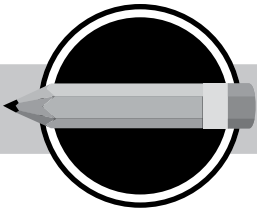
Handwriting practice area consisting of 10 sets of horizontal lines. Each set includes a solid top line, a dashed middle line, and a solid bottom line, providing a guide for letter height and placement.



Index Card Activity: Put Said to Bed




Index Card Activity: No Go Game



A large, empty rectangular box with a thin black border, intended for drawing or free writing.

Four sets of primary writing lines. Each set consists of a solid top line, a dashed middle line, and a solid bottom line, providing a guide for letter height and placement.



Student Page

Handwriting practice lines consisting of 15 sets of three horizontal lines: a solid top line, a dashed middle line, and a solid bottom line.