


Student Reference Sheet



Name: _____

Narrative Writing Summarizing Framework

- This story is about (character) _____
- The problem, adventure, or experience was that (main event) _____

- The problem was solved, adventure/experience concluded when _____

Expository Writing Summarizing Framework

TOPIC: _____

MAIN IDEA #1: _____

MAIN IDEA #2: _____

MAIN IDEA #3: _____

Informative Verbs:

Replace passive or helping verbs with informative verbs in order to easily restate each main idea!

recognize	understand	learn about	discover
uncover	reveal	study	examine
observe	analyze	investigate	find out
focus on	research	know	delve
consider	determine	remember	explore
be familiar with	be on the lookout	become aware of	

LESSON 2



*How does
this inform
expository
writing?*

Cut and Paste Expository Activity: Halloween

Objective

Students, as a class, and then individually, will organize information in a logical fashion, based on the EXPOSITORY PILLAR FRAMEWORK. They will sort details into main idea categories, just as they'll need to do when writing.

Preparation/Materials

Reproduce one set of the Halloween Cut and Paste sheets, pp. 92-96.

- 1) Before class, cut off the strips containing the Introduction Paragraph, three Main Idea sentence strips, and the Conclusion Paragraph.
- 2) Glue each strip (5 in all: intro, 3 main ideas, conclusion) to the top of large pieces of construction paper. These will represent each section of the pillar.
- 3) Cut detail sentences into strips along dotted lines and set aside.

Procedure

- 1) Explain to the class that, together, you will be reconstructing an expository piece. Share the TOPIC, as well as the introduction, main ideas, and conclusion. Their job will be to study the detail sentences and decide where they belong.
- 2) Distribute the detail sentence strips to the children, so that everyone has at least one. Have them read their detail, and think about which main idea it supports or illustrates.
- 3) Call children into groups based on the main idea sentences that their detail supports. (You will have 3 groups.) Give them their corresponding construction paper "paragraphs" with their main idea pasted across the top. Their task will be to organize the detail sentences and glue them in place. Check them as they work. Finally, put the entire piece together and read it aloud.

LESSON AT A GLANCE:

Whole Class Activity

- Explain cut and paste procedure to the class.
- Read the introduction, main ideas and conclusion aloud.
- Have class sort detail sentence strips into main idea categories.
- In small cooperative groups have students assemble detail sentences and glue them in a logical order beneath corresponding main idea.
- Read reassembled piece aloud together.

LESSON 2



Cut and Paste Expository Activity: Halloween

As students reconstruct this expository piece, valuable conversations will take place regarding the logical linking of one idea to the next. For example, sentences that begin with transitional phrases such as, “Finally”, or “And don’t forget”, cannot logically appear as the first detail sentence in a paragraph. The Cut and Paste piece has been reconstructed here for your use. This is not to suggest, however, that it is the only logical arrangement. It is intended only as a guide.

Halloween

Do you enjoy getting scared half to death? Does a dark, chilly autumn evening complete with bats, cats, and ghouls appeal to you? Are you a chocolaholic? Does the idea of donning a disguise intrigue you? Well, if you answered yes to any of the above, Halloween is the holiday for you! Halloween is definitely the most exciting holiday of the year!

Do you know that each year Americans spend millions of dollars on Halloween decorations? The ever-popular pumpkin is perhaps the favorite American Halloween decoration. Carved pumpkins, called jack-o-lanterns, allow you to put your own creative twist on your Halloween decorations--mean or cheerful, frightening or just plain silly, jack-o-lanterns look terrific outside or inside the house. Of course, a scarecrow stuffed with newspapers or cornstalks is a welcome addition to your Halloween decor. Why not draw a spooky face on an old white sheet and hang it from a tree in front of your house? Voila! You’ve got an instant ghost! Real Halloween fanatics might even transform their front yards into a graveyard scene complete with tombstones, floodlights, and a variety of ghouls. Many people deck their halls in polyester cobwebs, available in stores everywhere! Nowadays it is not unusual to see strings of orange pumpkin lights strung in bushes or along railings. Some folks go all out with plastic ghosts or witches that are rigged with lightbulbs inside to create an eerie glow on your front lawn! Finally, tall bunches of cornstalks can be placed outside your house and left in place right through Thanksgiving!

Halloween is all about costumes! Some people go to the mall and buy a ready-made Halloween costume. Others prefer to make their own costumes. T.V. and cartoon characters often inspire costumes. Pirates, gypsies, and vampires seem to be favorites every year. Athletic types often dress as their favorite sports figure. If you’re feeling a little wild you can even dress as your favorite jungle animal! There is certainly never a shortage of witches or skeletons on Halloween. Many people love to get creative with paper and boxes, creating costumes like the human playing card or the robotic box. Of course, make-up, wigs, fangs, and masks all help to bring every kind of Halloween costume to life!

The best part of Halloween is the candy you get trick-or-treating! As a matter of fact, 9 out of 10 kids questioned report that the candy is what they like best about Halloween. Some kids will resort to a trick if they don’t get a peanut butter cup! Others love Snickers! Licorice fans look for Good and Plenty, and nut and raisin lovers cross their fingers for a Chunky! And don’t forget candy corn, which you can only get at Halloween! Pixie sticks, Sweet Tarts, and Tictacs are also fun to get. However, Dan Farley, president of the American Chocolate Sellers Association says, “We sell more chocolate at Halloween than at any other time of year.” I guess it’s clear that chocolate bars are everyone’s favorite Halloween treat!

So mark your calendars, put together your costume, carve your pumpkin, and stock up on candy! Halloween, the most exciting holiday of them all, will be here before you know it!

(continued) 91



LESSON 2

Cut and Paste Expository Activity: Halloween

Halloween

Introduction:

Do you enjoy getting scared half to death? Does a dark, chilly autumn evening complete with bats, cats and ghouls appeal to you? Are you a chocolaholic? Does the idea of donning a disguise intrigue you? Well, if you answered yes to any of the above, Halloween is the holiday for you! Halloween is definitely the most exciting holiday of the year!

Main Idea #1:

Do you know that each year Americans spend millions of dollars on Halloween decorations?

Main Idea #2:

Halloween is all about costumes!

Main Idea #3:


Best part of Halloween is the candy you get trick-or-treating!

Conclusion:

So mark your calendars, put together your costume, carve your pumpkin and stock up on candy!



Detail Sentences



Nowadays it is not unusual to see strings of orange pumpkin lights strung in bushes or along railings.

Some people go to the mall and buy a ready-made Halloween costume.

Of course, a scarecrow stuffed with newspaper or cornstalks is a welcome addition to your Halloween decor.

However, Dan Farley, president of the American Chocolate Sellers Association says, "We sell more chocolate at Halloween than at any other time of year!"

Some kids will resort to a trick if they don't get a peanut butter cup!


Real Halloween fanatics might even transform their yards into a graveyard scene complete with tombstones, floodlights, and a variety of ghouls.

Others prefer to make their own costumes.

The ever-popular pumpkin is perhaps the favorite American Halloween decoration. Finally, bunches of cornstalks can be placed outside and left right through Thanksgiving!

If you're feeling a little wild, you can even dress as your favorite jungle animal! And don't forget candy corn, which you can only get at Halloween!

(continued)



Detail Sentences

As a matter of fact, 9 out of 10 kids questioned report that candy is what they like best about Halloween!

Of course, make-up, wigs, fangs, and masks all help to bring every kind of Halloween costume to life!

Carved pumpkins called jack-o-lanterns allow you to put your own creative twist on your Halloween decorations--mean or cheerful, frightening or just plain silly, jack-o-lanterns look terrific outside or inside the house.

T.V. and cartoon characters often inspire costumes.

There is certainly never a shortage of witches or skeletons on Halloween.


Others love Snickers!

Why not draw a spooky face on an old white sheet and hang it in front of your house? Voila! You've got an instant ghost!

Pirates, gypsies, and vampires seem to be favorites every year.

Licorice fans look for Good and Plenty, and nut and raisin lovers cross their fingers for a Chunky.

Detail Sentences



Many people deck their halls in polyester cobwebs, available in stores everywhere!

Athletic types often dress as their favorite sports figure.

Many people love to get creative with paper and boxes, creating costumes like the human playing card or the robotic box.

I guess it's clear that chocolate bars are everyone's favorite Halloween treat!

Some folks go all out with plastic ghosts or witches that are rigged with lightbulbs inside to create an eerie glow on your front lawn!

Pixie Sticks, Sweet Tarts, and Tictacs are also fun to get.

Optional irrelevant details that you may choose to add to the mix:


Halloween falls on the last day of October.

To stay safe on Halloween, be sure to carry a flashlight.

Mischief night is fun, but it can be dangerous.

There are many spooky stories which are read every Halloween.

(continued)



Detail Sentences

I hate it when it rains on Halloween.

In school we always have a Halloween party.

My little brother doesn't like Halloween because it's too scary.

Some kids ring doorbells on mischief night.

Grandma usually visits on Halloween.