




	110.6 Strand 1	110.6 Strand 2	110.6 Strand 3	110.6 Strand 4	110.6 Strand 5	110.6 Strand 6	110.6 Strand 7
Grade 6 Informational: Writing Deconstructing Text, Writing Essays, Reports, Response to Text	Developing and Sustaining Foundational Language Skills	Comprehension	Response	Multiple Genres	Author's Purpose and Craft	Composition	
<i>Section 1: Recognizing Genre/ Organization</i>							
Lesson 1: Recognizing Genre	(1)(A);(3)(A)	(5)(A-G,I)	(6)(A-C,E)	(8)(A,Di,Ei)	(9)(A,B)		
Lesson 2: Distinguishing Between Informational, Opinion, & Argumentative Writing	(1)(A,D)	(5)(A,B,E,I)	(6)(B,C,F,G)	(8)(Di,Ei)	(9)(A,F,G)	(10)(Dvii,viii,ix)	(12)(D)
Lesson 3: Informational and Narrative Book Covers and Summaries	(1)(A,D)	(5)(A-I)	(6)(B,E-G)	(7)(A-D);(8)(Di,F)			
Lesson 4: Strategic Reading-Informed Writing	(1)(A,B);(2)(B);(3)(A)	(5)(A-I)	(6)(B-G)	(8)(Di-iii,F)	(9)(A-C,F)		
Lesson 5: Strategic Reading: Organization and Text Conventions	(1)(A,D)	(5)(A-I)	(6)(B-G)	(8)(Di-iii,F)	(9)(A-C,F)		
Lesson 6: Close Reading Challenge	(1)(A,D)	(5)(A-I)	(6)(A-G)	(8)(Di-iii,F)	(9)(A-C)		
Lesson 7: Analyzing and Annotating Informational, Argumentative and Opinion Writing	(1)(A,B,D);(3)(A)	(5)(A-I)	(6)(A-G)	(8)(Di,iii,Ei,iii)	(9)(A-D,F)	(10)(C)	
Lesson 8: Writing Simple Summarizing Paragraphs	(1)(A,D)	(5)(A-I)	(6)(A-I)	(8)(Di,iii,Ei,iii)	(9)(A,B,F)		
Lesson 9: Comparing and Contrasting in Response to Multiple Texts	(1)(A,C);(3)(A)	(5)(A-I)	(6)(A-G)	(8)(Di,iii,Ei,iii)	(9)(A,B,F)		
Lesson 10: Finding Irrelevant, Extraneous Details	(1)(A,D);(3)(A)	(5)(A-I)	(6)(A-G)	(8)(Di,Eii)	(9)(A,F)	(10)(C)	
Lesson 11: Informational and Argumentative Pieces for Comparison	(1)(A,D);(3)(A)	(5)(A-I)	(6)(A-G)	(8)(Di-ii)	(9)(A,B,F)		

Lesson 12: Cut and Paste Activities	(1)(A,B,D);(2)(B);(3)(A)	(5)(A-I)	(6)(A-D,F,G)	(8)(Di-iii)	(9)(A,B,F)		
<p>Note: <i>(2)(C) write legibly in cursive to complete assignments should be used at teacher discretion when completing assignments</i></p> <p><i>(5)(A) self-select text and read independently for a sustained period of time</i> is an opportunity to apply knowledge of skills learned as strategic readers</p>							

 Write. Read. Succeed.	110.6 Strand 1	110.6 Strand 2	110.6 Strand 3	110.6 Strand 4	110.6 Strand 5	110.6 Strand 6	110.6 Strand 7
Grade 6 Informational: Writing Deconstructing Text, Writing Essays, Reports, Response to Text	Developing and Sustaining Foundational Language Skills	Comprehension	Response	Multiple Genres	Author's Purpose and Craft	Composition	Inquiry and Research
<i>Section 2: Broad Yet Distinct Main Ideas/ Reasons</i>							
Lesson 1: Sort and Categorize	(1)(A)	(5)(A,E,G-I)	(6)(I)	(8)(Di)		(10)(Bii)	(12)(D)
Lesson 2: Compare these Pieces	(1)(A,D);(3)(A)	(5)(A-I)	(6)(C,E,G)	(8)(Di-iii)	(9)(A-C,F)		
Lesson 3: Pick, List, and Choose	(1)(A,D)		(6)(A)			(10)(A)	
Lesson 4: Pick, List, Choose, Ask, Find: Generating Main Ideas For Writing About Science and Social Studies	(1)(A,D)		(6)(A)	(8)(Di,iii)		(10)(A)	(12)(A,B)
Lesson 5: Main Ideas- Don't Overlap Them!	(1)(A,D);(3)(A)	(5)(A,B,F-I)	(6)(B-D,G)	(8)(Di,iii)	(9)(A,B)		(12)(A,B,D)
Lesson 6: Main Ideas/ Reasons- Broad or Too Narrow?	(1)(A,D)	(5)(A,B,E,H,I)	(6)(A,B,G)	(8)(Di,iii)	(9)(B,F)	(10)(A,Di,vii,viii,ix)	
Lesson 7: Recognizing Givens and Variables in Prompts and Assignments	(1)(A,D)	(5)(A-E,H,I)	(6)(A-C,E,G,H)	(8)(Di,iii)		(10)(A,Di,vii,viii,ix)	(12)(D)
Lesson 8: Naming Givens and Variables	(1)(A,D)	(5)(A-E,H,I)	(6)(A-C,E,G,H)	(8)(Di,iii)	(9)(B)	(10)(A,Di,vii,viii,ix)	(12)(D)
Lesson 9: Generating Broad Yet Distinct Main Ideas	(1)(A,D)	(5)(A,B,D,E,H,I)	(6)(A,B,G)	(8)(Di,iii)		(10)(A,Di,vii,viii,ix)	
Lesson 10: Alternatives to Boring, Redundant Main Idea Sentences	(1)(A)		(6)(F)		(9)(F)		
Lesson 11: Revising Boring, Redundant Main Idea Sentences	(1)(A)		(6)(F)		(9)(F)	(10)(C,Di,vii,viii,ix)	

Lesson 12: Using a Thesaurus & Standard Proofreading/ Editing Marks	(1)(A,D);(3)(A)	(5)(A,B,I)	(6)(D-F)		(9)(F)	(10)(C)	
Lesson 13: Main Idea Blurbs into Sentences	(1)(A,D)		(6)(F)	(8)(Di,iii)	(9)(B,F)	(10)(C,Di,vii,viii,ix)	(12)(D)
Lesson 14: Turning Questions/Prompts into Responses	(1)(A,D)	(5)(A,B,H,I)	(6)(B)		(9)(A)	(10)(Di,vii,viii,ix)	
Lesson 15: The Missing Main Idea	(1)(A,D);(3)(A)	(5)(A-I)	(6)(B-E,G,H)	(8)(Di,iii)	(9)(A,B,F)	(10)(Di,vii,viii,ix)	
Lesson 16: Sentence Variety and Word Choice	(1)(A,D);(2)(A)		(6)(A,B,F)		(9)(F)	(10)(C,Di,vii,viii,ix)	(12)(A)
Lesson 17: Preparing to Write a Response to Text	(1)(A-B);(3)(A)	(5)(A-I)	(6)(B-I)	(8)(Di,iii)	(9)(A-C,F)	(10)(Di,vii,viii,ix)	
Lesson 18: Preparing to Respond in Writing to Multiple Texts	(1)(A,B);(3)(A)	(5)(A,B,D-I)	(6)(B-I)	(7)(A);(8)(A,Di,iii)	(9)(A-C)	(10)(Di,vii,viii,ix)	

	110.6 Strand 1	110.6 Strand 2	110.6 Strand 3	110.6 Strand 4	110.6 Strand 5	110.6 Strand 6	110.6 Strand 7
	Developing and Sustaining Foundational Language Skills	Comprehension	Response	Multiple Genres	Author's Purpose and Craft	Composition	Inquiry and Research
Grade 6 Informational: Writing Deconstructing Text, Writing Essays, Reports, Response to Text							
<i>Section 3: Elaboration - Detail Generating Questions</i>							
Lesson 1: What Does it Look Like? Why is it Important? Grab Bag	(1)(A,D)					(10)(C,Di,vii,viii,ix)	
Lesson 2: Just Okay...or Much Better?	(1)(A,D)	(5)(A,B,D,E,I)	(6)(C,G)		(9)(F)	(10)(C)	
Lesson 3: Sentence Matching	(1)(A)	(5)(A-I)	(6)(C,G)	(8)(Di)	(9)(D,F)		
Lesson 4: Writing Sentences Using Detail-Generating Sentences	(1)(A,D)	(5)(A,D,E)	(6)(B)		(9)(A,D,F)	(10)(C,Di,vii,viii,ix)	
Lesson 5: Find the Overly General Words or Phrases	(1)(A,D);(3)(A)	(5)(A-E)	(6)(A,B,F-I)		(9)(A,D,F)	(10)(Bii,C,Di,vii,viii,ix)	(12)(D)
Lesson 6: Break Up That Grocery List!	(1)(A,D)	(5)(A-E)	(6)(A,B)		(9)(A)	(10)(Bii,C,Di,vii,viii,ix)	
Lesson 7: Using Detail-Generating Questions	(1)(A,D)	(5)(A,B,D,E)	(6)(A,B,G-I)			(10)(Bii,C,Di,vii,viii,ix)	(12)(A,D,G)
Lesson 8: Flip the Sentence Subject!	(1)(A,D)	(5)(B,D)				(10)(C,Di,vii,viii,ix)	
Lesson 9: Reading and Summarizing Texts	(1)(A,B);(3)(A)	(5)(A-I)	(6)(A-H)	(8)(Di,iii)	(9)(A,B)	(10)(Di,vii,viii,ix)	
Lesson 10: Comparing & Contrasting in Research Simulation Tasks	(1)(A,B,D);(3)(A)	(5)(A-I)	(6)(A-G,I)	(8)(Di,iii)		(10)(A-D);(11)(B)	(12)(B,D,F,G,J)
Lesson 11: Paraphrasing	(1)(A,D);(3)(A)	(5)(A,B,H)	(6)(B-D,F-H)			(10)(C,D)	(12)(G)
Lesson 12: Giving the Author Credit	(1)(A)	(5)(A,B,G,H)	(6)(B)			(10)(C,Di,vii,viii,ix)	(12)(G,I)

 Write. Read. Succeed.	110.6 Strand 1	110.6 Strand 2	110.6 Strand 3	110.6 Strand 4	110.6 Strand 5	110.6 Strand 6	110.6 Strand 7
	Developing and Sustaining Foundational Language Skills	Comprehension	Response	Multiple Genres	Author's Purpose and Craft	Composition	Inquiry and Research
Grade 6 Informational: Writing Deconstructing Text, Writing Essays, Reports, Response to Text							
<i>Section 4: Research</i>							
Lesson 1: Reading Strategically and Finding Information Within Text	(1)(A);(2)(A)				(9)(C)		(12)(D)
Lesson 2: Research! Using Search Engines	(1)(A)						(12)(D)
Lesson 3: Images and Videos: Adding Descriptive Details and Generating Research Questions	(1)(A)	(5)(E)	(6)(A)	(8)(F)	(9)(C)		(12)(A)
Lesson 4: Researching a Topic of Interest	(1)(A,B);(3)(A)	(5)(A,B,D,E,G-I)	(6)(A-I)	(8)(F)		(10)(Bii,D)	(12)(A,B,D,F,G,J)
Lesson 5: Gleaning Information using Diagrams, Charts, Graphs, and Maps	(1)(A,D);(2)(B)	(5)(A,B,F-H)	(6)(C-H)	(8)(F)	(9)(A,C)	(10)(D)	(12)(D,F,G)
Lesson 6: Taking Notes from Lectures & Multi-media Presentations	(1)(A);(2)(A,B);(3)(A)	(5)(A,B,G,I)	(6)(B,E,G)				(12)(D)
Lesson 7: Research/ Take Notes/ Write/ Cite	(1)(A,B);(2)(B);(3)(A)	(5)(A,B,G-I)	(6)(B-H)			(10)(Bii,Di,vii,viii,ix)	(12)(D,G,I,J)
Lesson 8: Restating Information From Research	(1)(A,B);(2)(B);(3)(A)	(5)(A,B,G-I)	(6)(B-H)			(10)(Bii,Di,vii,viii,ix)	(12)(D,G,I,J)
Lesson 9: Locating Golden Bricks for Research	(1)(A);(3)(A)	(5)(A,B,E,G,H)	(6)(A-F,H)			(10)(Bii,C,Di,v,vi,vii)	(12)(A,D,F,G,Hi,I)
Lesson 10: Transitional Words and Phrases	(1)(A,D);(3)(A)	(5)(A,B,F,G,I)	(6)(B-E,G)	(8)(Di)	(9)(A,F)	(10)(B,C,Di,vii,viii,ix)	(12)(D,G)
Lesson 11: Revise this Paragraph	(1)(A,B,D);(2)(B);(3)(A)	(5)(A,B,D,E,H)	(6)(A-I)	(8)(Di)	(9)(A)	(10)(Bii,C,D)	(12)(D,F,G)
Lesson 12: Writing a Paragraph Using Supporting Details	(1)(A,B,D);(3)(A)	(5)(A,B,H,I)	(6)(A-D,F,H)	(8)(Di)		(10)(Bii,C,D)	(12)(D,F,G)
Lesson 13: Using Information from Multiple Sources	(1)(A,B,D);(2)(B);(3)(A)	(5)(A,B,E-I)	(6)(A-I)	(8)(Di,F)	(9)(A,C)	(10)(Bii,C,D)	(12)(D,F,G,I)

	110.6 Strand 1	110.6 Strand 2	110.6 Strand 3	110.6 Strand 4	110.6 Strand 5	110.6 Strand 6	110.6 Strand 7
Grade 6 Informational: Writing Deconstructing Text, Writing Essays, Reports, Response to Text	Developing and Sustaining Foundational Language Skills	Comprehension	Response	Multiple Genres	Author's Purpose and Craft	Composition	Inquiry and Research
<i>Section 5: Introductions and Conclusions</i>							
Lesson 1: Leads and Topic Sentences	(1)(A);(3)(A)	(5)(A,B,D,E,I)	(6)(B-E)	(8)(Di)	(9)(A,B)	(10)(A)	
Lesson 2: Writing an Attention- Grabbing Lead	(1)(A,D)	(5)(A,B)	(6)(A,B,H)		(9)(A,B)	(10)(Bi,D)	(12)(D,G)
Lesson 3: Effective Topic Sentences	(1)(A)	(5)(A,B)	(6)(B)	(8)(Di)	(9)(A,B)	(10)(Bi,D)	(12)(D,G)
Lesson 4: Writing Topic Sentences	(1)(A)		(6)(B)	(8)(Di)	(9)(A,B)	(10)(Bi,Di,vii,viii,ix)	
Lesson 5: Writing the Introduction Paragraph	(1)(A,B,D)	(5)(A,B)	(6)(A,B,H)	(8)(Di)	(9)(A,B)	(10)(Bi,D)	(12)(D,F,G)
Lesson 6: Writing in Response to Text Introduction Paragraphs	(1)(A);(3)(A)	(5)(A,B,G,H,I)	(6)(B,D,G,H)	(8)(Di)	(9)(A,B)	(10)(Bi,D)	
Lesson 7: Revising Dull Conclusion Paragraphs	(1)(A,D);(3)(A)	(5)(A,B,C,I)	(6)(B,D,E,G,I)	(8)(Di)	(9)(A,B,F)	(10)(C,D)	(12)(D)
Lesson 8: Revise this Conclusion Paragraph	(1)(A,B,D)	(5)(A,B)	(6)(B,D,G)	(8)(Di)	(9)(A,B)	(10)(Bi,C,D)	
Lesson 9: Definitive Words and Phrases and Informative Verbs	(1)(A,D);(3)(A)	(5)(A,B,C,I)	(6)(B,E,G,H)	(8)(Di)	(9)(A,B,F)	(10)(C,D)	
Lesson 10: The Hypothetical Anecdote	(1)(A)	(5)(E)	(6)(A)			(10)(Di,vii,viii,ix)	
Lesson 11: Analyzing More Complex Conclusions	(1)(A,B);(3)(A)	(5)(A,B)	(6)(D,E,G)	(8)(Di)	(9)(A,B,F)		
Lesson 12: Crafting Powerful Conclusion Paragraphs	(1)(A,B,D)	(5)(A,B)	(6)(A,B)	(8)(Di)	(9)(A,B)	(10)(Bi,C,D)	(12)(D)

Lesson 13: Broadening Your Topic	(1)(A)		(6)(A,B)	(8)(Diii)		(10)(Bi,C,D)	
Lesson 14: Writing Response to Text Conclusion Paragraphs	(1)(A,B,D);(2)(B);(3)(A)	(5)(A-I)	(6)(A-I)	(8)(Di,iii)	(9)(A,B,F)	(10)(Bi,C,D)	(12)(D,F)

	110.6 Strand 1	110.6 Strand 2	110.6 Strand 3	110.6 Strand 4	110.6 Strand 5	110.6 Strand 6	110.6 Strand 7
Grade 6 Informational: Writing Deconstructing Text, Writing Essays, Reports, Response to Text	Developing and Sustaining Foundational Language Skills	Comprehension	Response	Multiple Genres	Author's Purpose and Craft	Composition	Inquiry and Research
<i>Section 6: Authentic Writing Tasks</i>							
Lesson 1: Analyzing Writing Assignments for Givens and Variables	(1)(A)	(5)(A,B)	(6)(B,D)		(9)(A,B)	(10)(A)	(12)(A,D,F)
Lesson 2: Identify the Theme	(1)(A,B,C);(3)(A)	(5)(A-I)	(6)(A-I)	(7)(A,B);(8)(A) <i>Note: This lesson can also include identifying the theme in poetry and drama.</i> (8)(B,C)	(9)(A,B,D-F)	(10)(A-E);(11)(B)	
Lesson 3: Read Like an Author	(1)(A-D);(3)(A)	(5)(A-G,I)	(6)(A-D,F-H)	(7)(A-D);(8)(A)	(9)(A,B,D,F)	(10)(Di,vii,viii,ix)	
Lesson 4: Writing a Literary Analysis Exploring "Point of View"	(1)(A-D);(3)(A)	(5)(A-I)	(6)(A-I)	(7)(A);(8)(A)	(9)(A,E,F)	(10)(A-E);(11)(B)	
Lesson 5: 7-Day Process Writing	(1)(A,B,D)	(5)(A,B)	(6)(B-D,F-I)		(9)(A,B)	(10)(A-E);(11)(B)	(12)(A,B,D,F-J)