



	110.6 Strand 1	110.6 Strand 2	110.6 Strand 3	110.6 Strand 4	110.6 Strand 5	110.6 Strand 6	110.6 Strand 7
Grade 3 Informational and Opinion Writing Deconstructing Text, Writing Essays, Reports, Response to Text	Developing and Sustaining Foundational Language Skills	Comprehension	Response	Multiple Genres	Author's Purpose and Craft	Composition	Inquiry and Research
Section 1: Literacy Launch	<i>(1)(D) can be incorporated into the guided practice of any lesson with any group work opportunity</i>						
Lesson 1: Introducing Graphic Organizers	(1)(A)	(6)(A)		(9)(A,Di,Eii,iii)	(10)(A,B)		
Lesson 2: Recognizing Genre & Introducing Opinion Writing	(1)(A-C)	(6)(A,B,E,I)	(7)(B,F)		(10)(A,C)		
Lesson 3: Creating Bookcovers for Narrative Stories and Informational Texts	(1)(A)	(6)(A,H)	(7)(B,F,)	(8)(A);(9)(Diii,Ei)	(10)(A-B)	(11)(Bi,ii)	
Lesson 4: Fact or Opinion?	(1)(A,C)	(6)(A-C,E,I)	(7)(B,F)	(8)(A)(9)(Eii);			
Lesson 5: Strategic Reading - Informed Writing	(1)(A,B,);(3)(A,B);(4)(A)	(6)(A-I)	(7)(B-F)	(8)(A);(9)(Di,ii,F)	(10)(A-C)		
Lesson 6: Strategic Reading - Organization and Text Conventions	(1)(A,B,D);(3)(A);(4)(A)	(6)(A-I)	(7)(A-F)	(9)(Di-iii,F)	(10)(A-C)		
Lesson 7: Cut and Paste Activities	(1)(A-D);(3)(B);(4)(A)	(6)(A-I)	(7)(A-D,F)	(9)(Di,iii,Ei-iii)	(10)(A,B)		
Lesson 4: Comparing Four Types of Writing	(1)(A,B);(4)(A)	(6)(A-I)	(7)(B-F);(8)(A-D)	(9)(A,Di,iii,Ei-iii)	(10)(A,B)		
Lesson 9: Introduction to Literary Elements	(1)(A-C);(4)(A)	(6)(A,B,D-G)	(7)(B-E);(8)(A-D)	(9)(A)	(10)(A,B)		
Lesson 10: Literary Element Cards	(1)(A-C);(4)(A)	(6)(A,B,D-G)	(7)(B-F);(8)(A-D)	(9)(A)	(10)(A,B)		
Lesson 11: Analyzing Assignments for Givens and Variables	(1)(A)		(7)(D)	(9)(Di,iii)			

Lesson 12: Turning Questions into Responses	(1)(A,B);(4)(A)	(6)(A,B,D,H,I)	(7)(B-D);(8)(B,C)	(9)(A)	(10)(A,B,E)	(11)(Bii,C,Dix,x,xi)	
Lesson 13: Finding Evidence - Be a Text Detective!	(1)(A,B);(4)(A)	(6)(A-E,I)	(7)(A-E);(8)(B-D)	(9)(A)	(10)(A)	(11)(Bii,Dix,x,xi)	
Lesson 14: Writing a Constructed Response	(1)(A,B);(4)(A)	(6)(A,D,I)	(7)(A-E,G);(8)(B)	(9)(A)	(10)(A)	(11)(Bii,Dix,x,xi)	
Lesson 15: Inferential and Evaluative Thinking	(1)(A,B);(4)(A)	(6)(A,D-F,I)	(7)(A-E);(8)(B-D)	(9)(A)	(10)(A)	(11)(Bii,Dix,x,xi)	


 Write. Read. Succeed.	110.6 Strand 1	110.6 Strand 2	110.6 Strand 3	110.6 Strand 4	110.6 Strand 5	110.6 Strand 6	110.6 Strand 7
	Grade 3 Informational and Opinion Writing Deconstructing Text, Writing Essays, Reports, Response to Text	Developing and Sustaining Foundational Language Skills	Comprehension	Response	Multiple Genres	Author's Purpose and Craft	Composition
<i>Section 2: Broad Yet Distinct Main Ideas/ Reasons</i>							
Lesson 1: Sort and Categorize	(1)(A,C)	(6)(A,D,E,G-I)	(7)(G)	(9)(Di)			
Lesson 2: Compare these Pieces	(1)(A,C);(4)(A)	(6)(A-I)	(7)(C,E,G)	(9)(Di,iii)	(10)(A-C,F)		
Lesson 3: Pick, List, Choose	(1)(A-C)		(7)(A)			(11)(A)	
Lesson 4: Pick, List, Choose, Ask, Find	(1)(A-C)		(7)(A)	(9)(Di,iii)		(11)(A)	(13)(A,B)
Lesson 5: Main Ideas/ Reasons- Don't Overlap Them	(1)(A,C)	(6)(A,B,F-I)	(7)(B-D,G)	(9)(Di,iii,Eii)	(10)(A,B)		
Lesson 6: Main Ideas/ Reasons- Broad or Too Narrow?	(1)(A,C)	(6)(A,B,E,H,I)	(7)(A,B,G)	(9)(Di,iii)	(10)(B,F)	(11)(A,Di,ix,x,xi)	
Lesson 7: Recognizing Givens and Variables in Prompts and Assignments	(1)(A,C,D)	(6)(A-E,H,I)	(7)(A-C,E,G)	(9)(Di,iii)		(11)(A)	
Lesson 8: Naming Givens and Variables	(1)(A,C,D)	(6)(A-E,I)	(7)(A-C,E,G)	(9)(Di,iii)		(11)(A)	
Lesson 9: Generating Broad Yet Distinct Main Ideas/ Reasons	(1)(A,C,D)	(6)(A,B,D,E,H,I)	(7)(A,B,G)	(9)(Di,iii)		(11)(A,Di,ix,x,xi)	
Lesson 10: Alternatives to Boring, Redundant Main Idea/ Reason Sentences	(1)(A)		(7)(F)		(10)(F)		
Lesson 11: Revising Boring, Redundant Main Idea/ Reason Sentences	(1)(A)		(7)(F)		(10)(F)	(11)(C,Di,iv,ix,x,xi)	

Lesson 12: Main Idea Blurbs into Sentences	(1)(A)		(7)(F)	(9)(Di,iii)	(10)(B,F)		
Lesson 13: Turning Questions into Responses	(1)(A,B)	(6)(A,BH,I)	(7)(B)		(10)(A)	(11)(Di,ix,x,xi)	
Lesson 14: The Missing Main Ideas and Reasons	(1)(A,B,D);(4)(A)	(6)(A-I)	(7)(B-E,G)	(9)(Di,iii,Eii)	(10)(A,B,F)	(11)(Di,ix,x,xi)	
Lesson 15: Sentence Variety and Word Referents	(1)(A,B,D);(3)(A)		(7)(A,B,F)		(10)(D,F)	(11)(Di,iii,iv,ix,x,xi)	(13)(A)
Lesson 16: Review: Broad Yet Dintinct Main Ideas	(1)(A,B)	(6)(H)	(7)(B,D,F)	(9)(Di,iii)	(10)(A-C)		
Lesson 17: Preparing to Write a Response to Text	(1)(A,B)	(6)(A,B,D,E,G-I)	(7)(B-G)	(9)(Di,iii)	(10)(A-C,F)	(11)(Di,ix,x,xi)	
Lesson 18: Preparing to Respond in Writing to Multiple Texts	(1)(A,B);(4)(A)	(6)(A,B,D,E,G-I)	(7)(B-G)	(9)(A);(9)(A,Di,iii)	(10)(A-C)	(11)(Di,ix,x,xi)	

 Write. Read. Succeed.	110.6 Strand 1	110.6 Strand 2	110.6 Strand 3	110.6 Strand 4	110.6 Strand 5	110.6 Strand 6	110.6 Strand 7
	Grade 3 Informational and Opinion Writing Deconstructing Text, Writing Essays, Reports, Response to Text	Developing and Sustaining Foundational Language Skills	Comprehension	Response	Multiple Genres	Author's Purpose and Craft	Composition
<i>Section 3: Elaboration - Detail Generating Questions</i>							
Lesson 1: Just Okay...or Much Better?	(1)(A,C)	(6)(A-E,I)	(7)(C,E)	(9)(F)	(10)(D,F)	(11)(C)	
Lesson 2: General vs. Specific	(1)(A,C)	(6)(C,D,E,H)	(7)(A,E,F)	(9)(Dii,iii,F)	(10)(A,B,C)	(11)(A,Di,ix,x,xi)	
Lesson 3: Recognizing Overly General Words/Phrases and Specific Examples	(1)(A-D);(4)(A)	(6)(A-E)	(7)(A,B,G)		(10)(A,D,F)	(11)(A,Bii,C,Di,ix,x,xi)	
Lesson 4: Break up that Grocery List	(6)(A-F)	(7)(A,B)		(10)(A)	(11)(Bii,C,Di,ix,x,xi)		
Lesson 5: What Does It Look Like? Why is it Important?: Grab Bag	(1)(A-D)					(11)(C,Di,ix,x,xi)	
Lesson 6: What Does it Look Like? Why is it Important? Recognizing Details Generated by these Questions	(1)(A-B)	(6)(A-F)	(7)(E,F)	(9)Di,F)	(10)(A-C)		
Lesson 7: What Does it Look Like? Why is it Important?: Sentence Matching	(1)(A,C)	(6)(A-I)	(7)(C,G)	(9)(Di)	(10)(D,F)		
Lesson 8: Observe and Think Using Detail-Generating Questions	(1)(A-C)	(6)(A-H)	(7)(A,B,C,F)	(9)(Di,F)	(10)(A-C)	(11)(Bi,ii)	
Lesson 9: Writing Sentences Using Detail-Generating Questions	(1)(A-D)	(6)(A,D,E,I)	(7)(B)		(10)(A,D,F)	(11)(C,Di,ix,x,xi)	
Lesson 10: What Does it Look Like? Why is it Important? Zoo Animal	1(1)(A-C)	(6)(A,B,D,E)	(7)(A,B,C,E,F)	(9)(Dii)	(10)(A-C)	(11)(A,Bi,ii,Di,ii,ix,x,xi)	(13)(B,C,G)
Lesson 11: Using Detail-Generating Questions in Paragraphs	(1)(A-D)	(6)(A,B,D,E)	(7)(A,B)			(11)(Bii,C,Di,ix,x,xi)	(13)(A,C,E,F)
Lesson 12: Summarizing in Paragraph Form	(1)(A,B,D)					(11)(Di,ix,x,xi)	
Lesson 13: Reading and Summarizing Texts	(1)(A,B);(4)(A)	(6)(A-I)	(7)(A-G)	(9)(Di,iii)	(10)(A,B)		

Lesson 14: Comparing and Contrasting in Research Tasks	(1)(A,B);(3)(D);(4)(A)	(6)(A-I)	(7)(A-G)	(9)(Di,iii)		(11)(A-D);(12)(B)	(13)(B,D,F,H)
Lesson 15: Paraphrasing	(1)(A,D);(3)(D);(4)(A)	(6)(A,B,H)	(7)(B,C,D,F,G)			(11)(C,D)	(13)(F)
Lesson 16: Giving the Author Credit	(1)(A)					(11)(C,Di,ix,x,xi)	(13)(F)

Empowering[®] <i>Writers</i> Write. Read. Succeed.	110.6 Strand 1	110.6 Strand 2	110.6 Strand 3	110.6 Strand 4	110.6 Strand 5	110.6 Strand 6	110.6 Strand 7
	Grade 3 Informational and Opinion Writing Deconstructing Text, Writing Essays, Reports, Response to Text	Developing and Sustaining Foundational Language Skills	Comprehension	Response	Multiple Genres	Author's Purpose and Craft	Composition
<i>Section 4: Research</i>							
Lesson 1: Using Visual Clues	(1)(A)	(6)(E)	(7)(A)		(10)(C)		(13)(A)
Lesson 2: Finding Information in Charts, Graphs, and More	(1)(A,D);(3)(B)	(6)(G)	(7)(C,E-G)	(9)(Dii,F)	(10)(C)	(11)(D)	(13)(C,E)
Lesson 3: Reading Strategically Using Text Conventions	(1)(A,D);(3)(A)				(10)(C)		(13)(C)
Lesson 4: Recognizing "Golden Bricks": Statistics, Expert Quotes Within Text	(1)(A,D);(4)(A)	(6)(A,B,D-G,I)	(7)(C,E)	(9)(Di)	(10)(A,F,G)		
Lesson 5: Doing Research and Taking Notes	(1)(A);(3)(B);(4)(A)	(6)(A,B,D,E,G,I)	(7)(B,E)				(13)(C)
Lesson 6: Listening and Taking Notes	(1)(A);(3)(B)	(6)(A,B,D,E,G,I)	(7)(B,E)				(13)(C)

							
	110.6 Strand 1	110.6 Strand 2	110.6 Strand 3	110.6 Strand 4	110.6 Strand 5	110.6 Strand 6	110.6 Strand 7
Grade 3 Informational and Opinion Writing Deconstructing Text, Writing Essays, Reports, Response to Text	Developing and Sustaining Foundational Language Skills	Comprehension	Response	Multiple Genres	Author's Purpose and Craft	Composition	Inquiry and Research
<i>Section 5: Introductions and Conclusions</i>							
Lesson 1: Identifying Different Types of Leads: Recognizing Topic Sentences	(1)(A);(4)(A)	(6)(A,B,I)	(7)(D,E)	(9)(Di,Ei)	(10)(A,B,F)	(11)(A)	
Lesson 2: Recognizing Main Ideas/Main Reasons in Topic Sentences	(1)(A);(4)(A)	(6)(A,B,I)	(7)(D,E)	(9)(Di,Ei)	(10)(A,B,F)	(11)(A)	
Lesson 3: Writing an Effective Lead Using a Question	(1)(A,D)	(6)(A,B)	(7)(A,B)		(10)(A,B)	(11)(Bi,D)	
Lesson 4: Writing an Effective Lead Using Three Techniques	(1)(A,D)	(6)(A,B)	(7)(A,B)		(10)(A,B)	(11)(Bi,D)	
Lesson 5: Using Informative Verbs in Introduction Paragraphs	(1)(A,D)	(6)(A,B)	(7)(A,B)		(10)(A,B)	(11)(Bi,D)	
Lesson 6: Writing Response to Text Introduction Paragraphs	(1)(A);(4)(A)	(6)(A,B,G,H,I)	(7)(B,D,G)	(9)(Di)	(10)(A,B)	(11)(Bi,D)	
Lesson 7: Recognizing Main Ideas/Main Reasons in Conclusion Paragraphs	(1)(A);(4)(A)	(6)(A,B,H)	(7)(C,E,F,G)	(9)(Di,Ei)	(10)(A,B,F)		
Lesson 8: Recognizing Definitive Language for Strong Conclusions	(1)(A,B,D)	(6)(A,B)	(7)(B,D,G)	(9)(Di,Ei)	(10)(A,B)	(11)(Bi,C,D)	
Lesson 9: Challenge: Writing Conclusions	(1)(A,B,D)	(6)(A,B)	(7)(A,B)	(9)(Di,Ei)	(10)(A,B)	(11)(Bi,C,D)	
Lesson 10: Challenge Writing Introductions and Conclusions	(1)(A,B,D)	(6)(A,B)	(7)(A,B)	(9)(Di,Ei)	(10)(A,B)	(11)(Bi,C,D)	
Lesson 11: Writing Response to Text Conclusion Paragraphs	(1)(A,B,D);(3)(B);(4)(A)	(6)(A-I)	(7)(A-G)	(9)(Di,iii)	(10)(A,B,C,D,F)	(11)(Bi,C,D)	

	110.6 Strand 1	110.6 Strand 2	110.6 Strand 3	110.6 Strand 4	110.6 Strand 5	110.6 Strand 6
Grade 3 Informational and Opinion Writing Deconstructing Text, Writing Essays, Reports, Response to Text	Developing and Sustaining Foundational Language Skills	Comprehension	Response	Multiple Genres	Author's Purpose and Craft	Composition
<i>Section 6: Authentic Writing Tasks</i>						
Lesson 1: Analyzing Writing Assignments for Givens and Variables	(1)(A)	(6)(A,B)	(7)(B,D)		(10)(A,B)	(11)(A)
Lesson 2: 7-Day Process Writing Timeline	(1)(A-D)	(6)(A,B)	(7)(B,D)		(10)(A,B)	(11)(A-E);(12)(B,C)
Lesson 3: Literary Themes: What do they Look Like? Why are they Important?	(1)(A,C,D)	(6)(A,B,D,E,F)	(7)(A,B,C,D,G)	(8)(A,B)	(10)(A)	(11)(Bii,D)
Lesson 4: Read Like a Writer	(1)(A,C);(3)(B);(4)(A)	(6)(A-G,I)	(7)(A-D,F,G)	(8)(A,B,C);(9)(A,B)	(10)(A,B,D,F)	(11)(Di,ix,x,xi)
Lesson 5: Identifying the Theme	(1)(A-D);(4)(A)	(6)(A-I)	(7)(A-G)	(8)(A,B);(9)(A,B) Note: This lesson can also include identifying the theme in drama. (9)(C)	(10)(A,B,D,F)	(11)(A-E);(12)(B)
Lesson 6: Narrator's Point of View	(1)(A-D);(4)(A)	(6)(A-I)	(7)(A-G)	(8)(A,B);(9)(A,B)	(10)(A,B,D,E,F)	(11)(A-E);(12)(B)

110.6 Strand 7
Inquiry and Research
(13)(A,B,C,E,F)