

High-Power Wideband Monocone

500 – 6000 MHz

Product Code: MONO-A0064

SPECIFICATIONS:



Product codes:	
MONO-A0064	500 – 6000 MHz N(f) connector
Electrical:	
Frequency range	500 – 6000 MHz
VSWR	< 2.5:1 (see graph)
Power handling	
500 – 1000 MHz	450 W
1000 – 3000 MHz	250 W
3000 – 6000 MHz	200 W
Gain	See graph
Elevation 3 dB beamwidth	> 30°
Azimuth ripple	< 1 dB
Nominal input impedance	50 Ω
Polarisation	Vertical
Connector	N-type female
Groundplane requirements	Groundplane dependent, minimum Ø300 mm recommended
Mechanical:	
Height	< 150 mm
Base diameter	> 140 mm
Weight	< 1 kg
Mounting base	NATO flange 4 and 6 holes
Environmental: designed to meet the following specifications	
Wind loading	300 km/h
Temperature (operational)	- 40 °C to + 55 °C (no icing)
Shock	20 G at 10 msec
Thermal shock	- 20 °C to +70 °C: 10 cycles
Water ingress rating	IP 65 (NEMA 4X)

FEATURES:

- Wide frequency coverage (500 to 6000 MHz)
- High-power
- Omni-directional azimuth pattern
- Rugged and hard-wearing
- Suited to low-profile applications

APPLICATIONS:

- Improvised explosive device (IED) suppression
- Communications interception

PRODUCT DESCRIPTION:

The MONO-A0064 is a high-power wideband monocone-type antenna designed for high-power applications in the 500 to 6000 MHz frequency band.

The antenna has a consistently low VSWR across the entire frequency band. It can handle full rated power continuously at all frequencies, making it ideal for all 100% duty-cycle applications.

The antenna is designed for low profile mounting to a vehicular platform and its high strength housing is impervious to shocks, vibration and solvents.

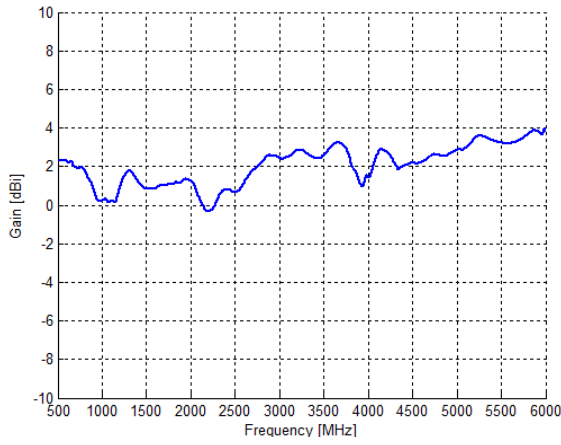
High-Power Wideband Monocone

500 – 6000 MHz

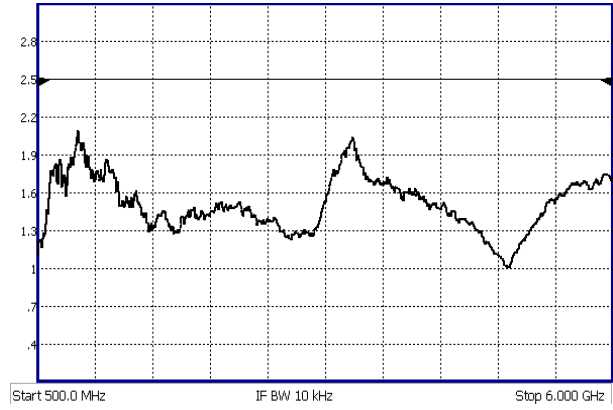
Product Code: MONO-A0064

VERSION: 1.8

GAIN:

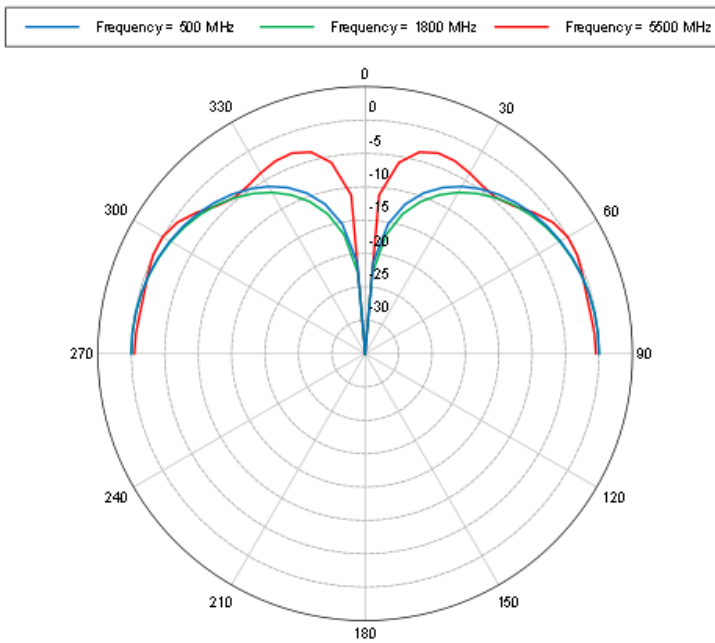


VSWR:



SIMULATED ELEVATION PATTERN:

MONO-A0064 Elevation (Normalised)



AUTHORIZED USA DISTRIBUTION BY:

Cyntony Corporation
195 Follen Road
Lexington, Massachusetts
sales@cyntony.com
781-430-0675



GAIN THE ADVANTAGE