


LOW PROFILE PRINT AND APPLY

Your go-to labeling system for any application: product labeling, cross docking, shipping labeling, pallet labeling, or custom solution. Made in the USA and built to last, your everyday work horse. User-friendly touch interface and simple controls. Easy setup and low maintenance. Capable of fitting in small spaces and many different mounting options. Smart tamp capability ensures label placement accuracy at different application distances.



SHOW SPECIAL



FEATURES

- Heavy duty compact design
- .5 Inch aluminum side plate
- Double guided tamp cylinder
- Touchpad operator interface for easy operation
- Remote Panel
- 12" diameter label roll capacity
- 120 VAC electricity



APPLICATION METHODS

- Tamp/Blow (Standard)
- Smart tamp for random size boxes
- Blow on
- Tilt/wipe-on
- Corner wrap
- Two panel



MANY OPTIONS

- All electronic option
- 6" Core adapter
- Choice of PLC's
 - Panasonic
 - Allen Bradley
 - Automation Direct
- Mount Options
 - Heavy duty stand
 - Conveyor mounted
 - Custom mount configurations

ZEBRA PARTNER

PRINT ENGINE SPECIALISTS

- Rugged and reliable
- Efficiency and flexibility
- Simple to operate and maintain



45 YEARS OF ZEBRA EXPERIENCE

- Depot and onsite service
- Zebra trained and certified
- Custom solution specialists



Contact Us For More Information.



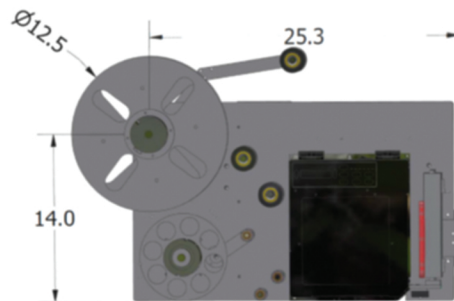
888 579 1528

GET IN TOUCH
LabelPack Automation, 20 Russell Blvd.
Bradford, PA 16701




DIMENSIONS

**FRONT
VIEW**



**TOP
VIEW**



HIGHLIGHTS

REMOTE CONTROLS

Mount control box anywhere.
Your choice of PLC. Panel mount
connectors with easy changover

SUPPLIES

12" OD. supply roll

LABEL PATH

Easy to thread and
quick changover.

ADJUSTABLE STAND

Control elevation.
Scale Provides consistency.
Roll up to conveyor and start
labeling.

.5" Thick Frame

Rigid aluminum frame. Built to last.
Easily attach new options.

PRINT ENGINE

Interchangeable print engine.
Ease of access for maintenance

SMART TAMP

Detect the presence of the target
with a sonic sensor. Adjusts stroke
length accordingly on the fly.
OPTIONAL

DUAL GUIDED CYLINDER

Protection against a heavy side load

REWIND MOTOR

72 rpm. synchronous
motor 241 on/off
without overheating.

WEB CONTROL

Dancer arms control supply
break and rewind tension.
Allowing smooth operation
and web integrity.

BEARINGS

ALL rollers and shafts
have bearings.

BLOW OFF

Reverse air pressure at the end
of the stroke to assist in label
placement accuracy and contour.

Contact Us For More Information.

 **800 579 1528**

GET IN TOUCH
LabelPack Automation, 20 Rusell Blvd.
Bradford, PA 16701

