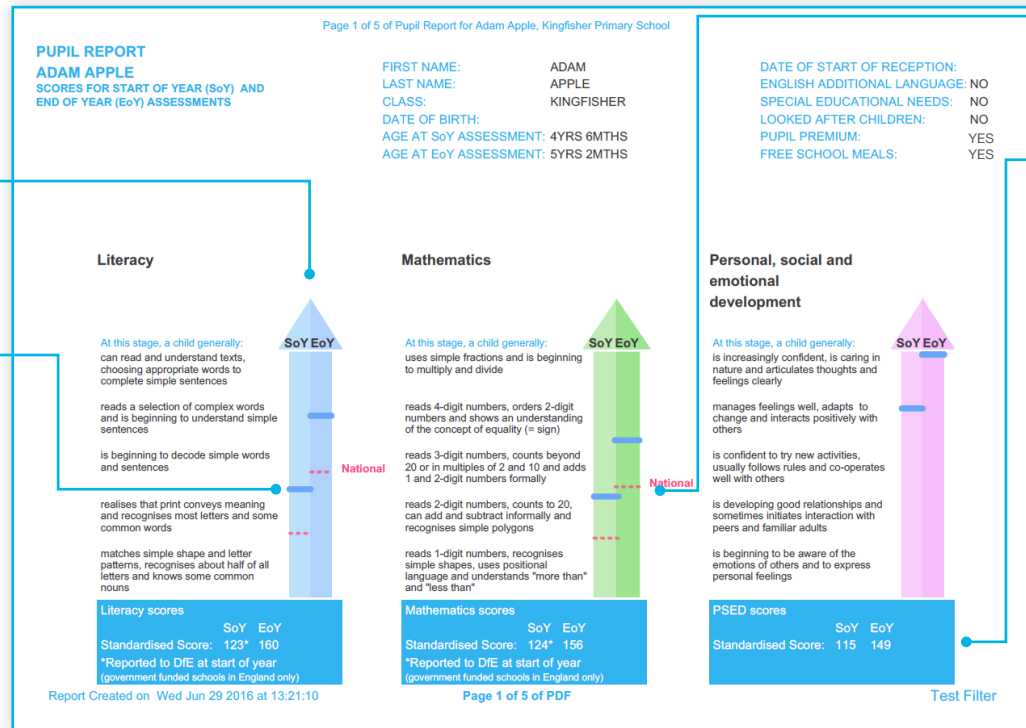


What does this report tell me?

The Pupil Report consists of five pages of information gathered from the BASE assessment. The pupil's personal details are shown at the top of page 1, and below this coloured arrows summarise the child's developmental stage in Literacy and Mathematics as well as Personal, Social and Emotional Development (PSED). Later pages offer a more detailed analysis of each part of the BASE assessment.


Page 1 of the Pupil Report

- Each arrow represents one aspect of a child's development. The arrows are coloured blue for Literacy, green for Mathematics and pink for PSED. The length of the arrow indicates the expected range of development for children over the year.
- A horizontal bar on each arrow provides an indication of the child's developmental stage according to their score in the BASE assessment.
- Each arrow is split: the child's score at the start of the year (SoY) is shown on the left and their end of year (EoY) score on the right. The higher up the arrow the bar appears, the more advanced the child's stage of development. As the child's average (mean) stage of development increases throughout the year, the horizontal blue bar will move up the arrow to reflect this. Short descriptors alongside each arrow summarise what a child typically knows, understands or can do at each stage.
*Please note that indicator bars will only appear if that part of the assessment has been completed.



Page 1 of the Pupil Report

- You can compare a child's stage of development to the national average, which is indicated by a red dotted line.
- The blue boxes below the arrows show the child's standardised score from the BASE assessment. These scores may differ slightly from those previously published in 2015.



TOP TIP: Always use your BASE assessment information in conjunction with your own observations and judgements.

Page 2 of the Pupil Report

- This table shows the pupil scores for communication from both the start of year and end of year assessments.

Page 2 of 5 of Pupil Report for Bertrand Blue, Kingfisher Primary School

COMMUNICATIONS DETAILED SCORES
BERTRAND BLUE
SCORES FOR START OF YEAR (SoY) AND
END OF YEAR (EoY) ASSESSMENTS

Communication		SoY	EoY
1	Listens attentively to stories and instructions	✓	✓
2	Having listened to a story, can describe the events and characters	✓	✓
3	Talks about recent events or events that will happen in the near future	✓	✓
4	Speaks with clear articulation	✓	✓
5	Follows verbal instructions that involve two or more steps	✓	✓
6	Takes turns in conversations	✓	✓
7	Makes meaningful contributions in conversations	✓	✓
8	Has awareness of what a conversational partner needs to know	✓	✓

Attitudes		EoY*
1	Do you like eating sweets?	☹
2	Do you like listening to stories?	😊
3	What about looking at books?	😊
4	Do you like drawing pictures?	😊
5	Building models out of Lego or building blocks?	😊
6	Counting?	☹
7	Being at school?	😊
8	Playing out in the playground?	😊
9	Working on the computer?	😊

* Attitudes questions are only asked as part of the end of year (EoY) assessment

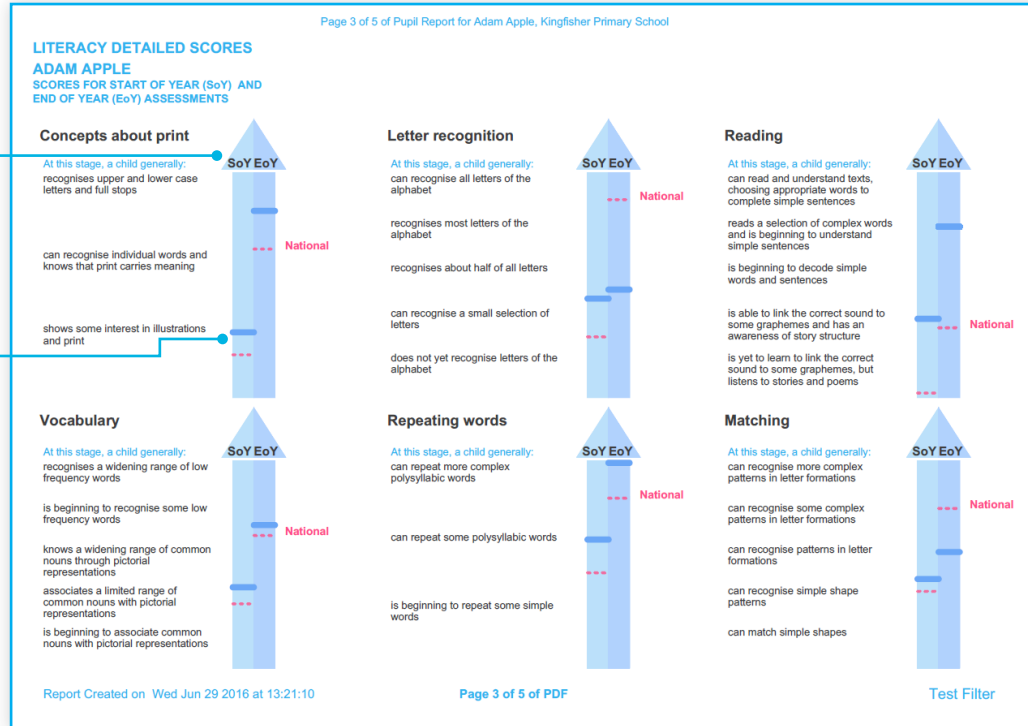
Report Created on Wed Jun 22 2016 at 15:33:56 | Page 2 of 5 of PDF | Test Filter

- This table shows the results of the optional attitudes assessment, which is carried out at the end of the year. The child is asked to respond with either a smiley face, a neutral face or a sad face, and their response is shown next to the question.

Page 2 of the Pupil Report

Page 3 of the Pupil Report

- The more detailed analysis of Literacy, Mathematics and PSED uses arrows to represent the sub-strands of the BASE assessment.
- The horizontal bars (one for the start of year and one for the end of year) indicate the child's developmental stage according to BASE, and statements describe typical development at each stage.



Scores on the BASE assessment

At the start and end of the year, both Mathematics and Literacy standardised scores are based on a nationally representative average (mean) score of 100 with a standard deviation of 15. This means that approximately two thirds of children are expected to have scores between 85 and 115.