

Carrying out the BASE assessment at the end of the Reception year

If your school has registered for BASE Progress or BASE Inspection Ready then you'll be able to assess your pupils at the end of the Reception year.

This will provide

- A measure of progress from the start to the end of Reception
- Information to allow Reception teachers to hand over to Year 1 teachers
- Valuable information for Year 1 teachers to inform their planning

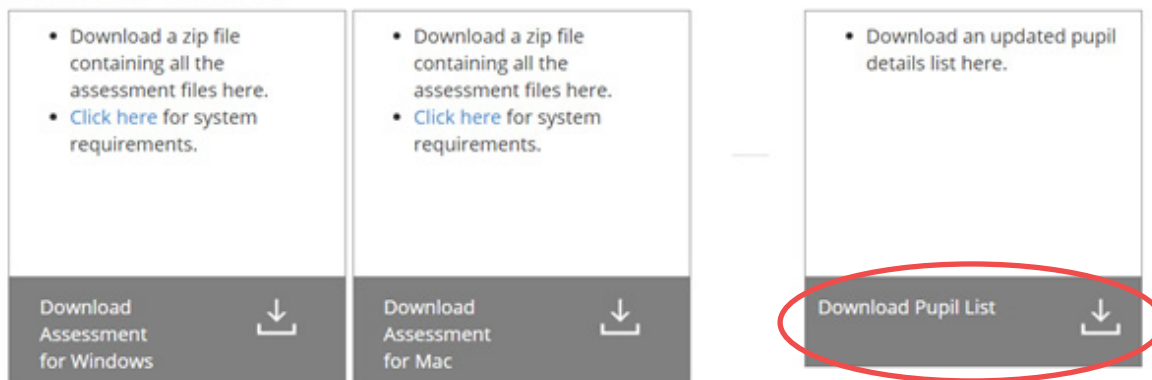
Web Only and Dual Versions

If you use either the Web-Only or the Dual version of the assessment no preparation is required. You can use the link you set up at the start of the year. Your pupil data will be sent back to CEM at the end of each assessment.

Non-Web Version

You'll need to download the Pupil List from the Carry Out Assessments tab of the Assessment Centre and save it on your computer.

NON-WEB VERSION



• Download a zip file containing all the assessment files here.
• [Click here](#) for system requirements.

Download Assessment for Windows

• Download a zip file containing all the assessment files here.
• [Click here](#) for system requirements.

Download Assessment for Mac

• Download an updated pupil details list here.

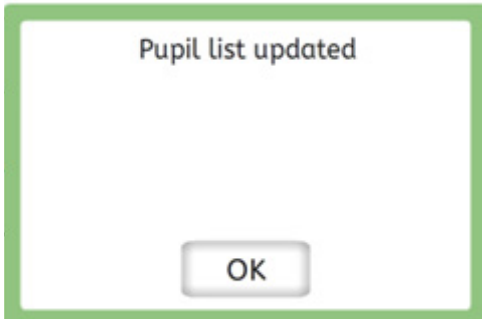
Download Pupil List

For the Non-Web version of the software there is a BASE Manager which can be used to update pupil details.

Media	27/04/2017 14:16	File folder	
Saves	27/04/2017 14:16	File folder	
XML	27/04/2017 14:16	File folder	
Base_2017_0011.exe	27/04/2017 14:17	Application	12,457 KB
Base_Manager_2017_0011.exe	27/04/2017 14:17	Application	12,097 KB
CEM_Font_Licensing.txt	27/04/2017 14:17	Text Document	46 KB
CEM_Software_License.txt	27/04/2017 14:17	Text Document	8 KB

A partnership between

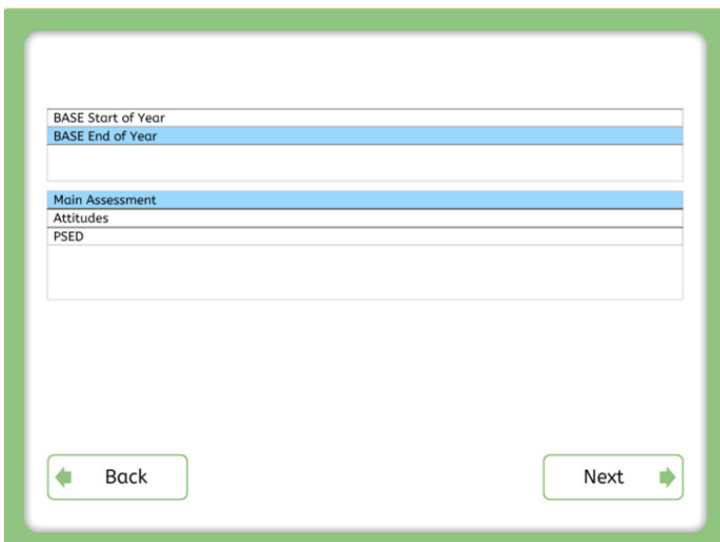
Load the manager from the shortcut and select the 'Manage Pupil Details' option. Click on the 'Update pupil details' option and choose the file you downloaded.



You should see a confirmation message and will now be able to assess pupils from the correct starting point.

Carrying out the Assessment

When carrying out the assessment with your pupils just select the BASE End of Year - Main Assessment from the menu. You can carry out the Attitudes and PSED assessments in the same way.



Although the assessment starts in the same way for every pupil, you will find that each pupil's way through the assessment will be slightly different. Generally, if a pupil got a question right at the beginning of the year they won't be asked it again at the end of the year. This means that each pupil could start each section at a different point.

Once we receive your end of year data, most of your reports will show both start and end of year figures, although for some you'll be asked which you'd like to see.