



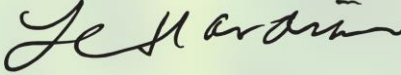
Certificate ID: **84470**  
 Client Sample ID: **FSHO 1000**  
 Lot Number: **7/14/20**  
 Matrix: **Tincture/Infused Oil - MCT Oil**


Received: **7/15/20**

Scan QR Code for authenticity



**Maine Coast Hemp**  
**978 Harold L. Dow Highway**  
**Eliot, ME 03903**  
**Attn: Tony Oliver**

Authorization:  Lisa Harding, Lab Manager	Signature: 	Date:  7/27/2020
---	--	------------------------



The data contained within this report was collected in accordance with the requirements of ISO/IEC17025:2017. I attest that the information contained within the report has been reviewed for accuracy and checked against the quality control requirements for each method. These results relate only to the test article listed in this report. Reports may not be reproduced except in their entirety.







**CN: Cannabinoid Profile & Potency [WI-10-17 & WI-10-17-01]**

Analyst: AC

Test Date: 7/20/2020

The client sample was analyzed for plant-based cannabinoids by Liquid Chromatography (LC). The collected data was compared to data collected for certified reference standards at known concentrations.

**84470-CN**

ID	Weight %	Concentration (mg/mL)	
D9-THC	0.0559	0.521	
THCV	ND	ND	
CBD	1.58	14.7	
CBDV	0.0169	0.158	
CBG	0.0233	0.217	
CBC	0.148	1.38	
CBN	ND	ND	
THCA	ND	ND	
CBDA	0.321	2.99	
CBGA	ND	ND	
D8-THC	ND	ND	
exo-THC	ND	ND	
Total	2.15	20.0	0% Cannabinoids (wt%) 1.6%
Max THC	0.0559	0.521	
Max CBD	1.86	17.4	

**Ratio of Total CBD to THC 33.3:1**

Limit of Quantitation (LOQ) = 0.0113 wt%

Max THC (and Max CBD) are calculated values for total cannabinoids after heating, assuming complete decarboxylation of the acid to the neutral form. It is calculated based on the weight loss of the acid group during decarboxylation: Max THC = (0.877 x THCA) + THC. This calculation does not include other cannabinoid isomers (eg. D8-THC and exo-THC). ND = None detected above the limits of detection (LOD), which is one third of LOQ.

**MBI: Microbiological Contaminants [WI-10-26]**

Analyst: RPF

Test Date: 7/24/2020

This test method was performed in accordance with the requirements of ISO/IEC 17025. These results relate only to the test article listed in this report. Reports may not be reproduced except in their entirety.

**84470-MB1**

Symbol	Analysis	Results	Units	Limits*	Status
AC	Total Aerobic Bacterial Count	<1,000	CFU/g	100,000 CFU/g	PASS
CC	Total Coliform Bacterial Count	<100	CFU/g	1,000 CFU/g	PASS
EB	Total Bile Tolerant Gram Negative Count	<100	CFU/g	1,000 CFU/g	PASS
YM	Total Yeast & Mold	<1,000	CFU/g	10,000 CFU/g	PASS

Recommended limits established by the American Herbal Pharmacopoeia (AHP) monograph for Cannabis Inflorescence [2013], for consumable botanical products, including processed and unprocessed cannabis materials, and solvent-based extracts. Note: All recorded Microbiological tests are within the established limits.

**TP: Terpenes Profile [WI-10-08]**

Analyst: SJE

Test Date: 7/21/2020

Client sample analysis was performed using full evaporative technique (FET) headspace sample delivery and gas chromatographic (GC) compound separation. A combination of flame ionization detection (FID) and/or mass spectrometric (MS) detection with mass spectral confirmation against the National Institute of Standards and Technology (NIST) Mass Spectral Database, Revision 2017 were used. Chromatographic and/or mass spectral data were processed by quantitatively comparing the analytical peak areas against calibration curves prepared from certified reference standards.

**84470-TP**

Compound	CAS	Conc. (wt%)	Conc. (ppm)	Qualitative Profile
alpha-pinene	80-56-8	<RL	<RL	
camphene	79-92-5	<RL	<RL	
myrcene	123-36-3	0.0067	66.9	
beta-pinene	127-91-3	ND	ND	
3-carene	13466-78-9	ND	ND	
alpha-terpinene	99-86-5	ND	ND	
Ocimene-1	-	ND	ND	
limonene	138-86-3	0.0025	25.4	
p-cymene	99-87-6	ND	ND	
Ocimene-2	-	ND	ND	
eucalyptol	470-82-6	ND	ND	
gamma-terpinene	99-85-4	ND	ND	
terpinolene	586-62-9	ND	ND	
linalool	78-70-6	ND	ND	
isopulegol	89-79-2	<RL	<RL	
beta-caryophyllene	87-44-5	0.0040	39.5	
humulene	6753-98-6	0.0016	15.5	

Total Terpene: &lt;0.1 wt%

\* Certified reference standard not available for this compound. Concentration is estimated using the response factor from alpha-pinene. ND = None Detected. RL = Reporting Limit of 5 ppm.

**END OF REPORT**