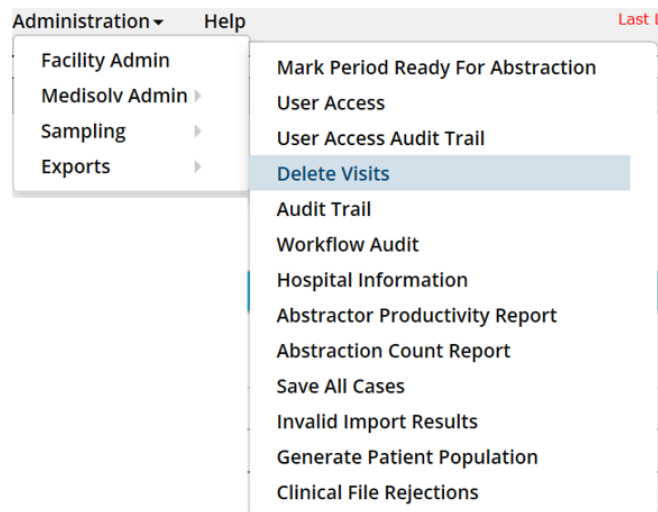


Delete Visits

The *delete visits* routine will remove a case from ENCOR.

It is on the *Facility Admin* menu.



Delete is used in several situations.

- Duplicate cases
- Cases no longer in the Initial Patient Population
- Cases imported to the wrong CCN



Choose the quarter the case appears in from the drop-down menu.

Delete Visits

Choose Quarter : 20212: 2021-04 to 2021-06 ▼

- Enter the Medisolv Identifier, Case Identifier or Account Number to be deleted.

Visits in Initial Patient Population

Clear Filter Field List

Drag a column header here to group by that column

<input type="checkbox"/>	Medisolv Identifier	Account Number	Unit Number	Patient Name	Discharge Date
	<input type="text"/>	<input type="text"/>	<input type="text"/>	<input type="text"/>	<input type="text"/>

- Check the box next to the case(s) to be deleted.

Delete Visits								
Drag a column header here to group by that column								
<input type="checkbox"/>	Medisolv Identifier	Account Number	Unit Number	Patient Name	Discharge Date	Service Date	Month	Measure Set ID
<input type="checkbox"/>	<input type="text"/>	<input type="text"/>	<input type="text"/>	<input type="text"/>	<input type="text"/>	<input type="text"/>	<input type="text"/>	<input type="text"/>
<input type="checkbox"/>	20697						April	OP-ED
<input type="checkbox"/>	20698						April	OP-ED
<input type="checkbox"/>	20699						April	OP-STK
<input type="checkbox"/>	20700						April	OP-STK
<input type="checkbox"/>	20701						April	OP-STK
<input type="checkbox"/>	20702						April	OP-STK
<input type="checkbox"/>	20703						April	OP-WB-29
<input type="checkbox"/>	20704						April	OP-WB-29
<input type="checkbox"/>	20705						April	OP-WB-31
<input type="checkbox"/>	20706						April	OP-WB-31

- Click *Delete Cases*

Delete Cases

Enter the reason for deletion.

- **Delete from this Measure Set Only:** Use this option if the case no longer qualifies for a Measure Set (Inpatient to Outpatient, Diagnosis codes changed so case no longer qualifies for the IPP). For example, a case is currently qualifying for Sepsis and Global. The case is reimported with new codes that do not include Sepsis. The case can be deleted from just Sepsis.
- **Delete from Everywhere:** Use this option if the case is a Duplicate or if the case does not qualify for any Measure Set. For example, Rehab or Hospice cases which were inadvertently imported and duplicates that have different case and patient identifiers. These cases would be deleted from all Measure Sets they qualified for.
- Cancel to discard.

Delete Cases

Reason for Delete

Delete from this Measure Set Only
Delete from Everywhere
Cancel

For MEDITECH Systems, deleted cases will return unless you have changed the case at the source.

For Cloud Application, cases deleted from this measure only will continue to return to the population they qualified for if they still qualify. It is important to get the case changed by import or by updating codes on the worksheet prior to deleting. For example, a case no longer qualifies for the Stroke Measure Set according to the coding in the medical record. You must re-import the case with the corrected coding or change the coding on the worksheet, prior to the delete. Otherwise, the case remains in the staging table with incorrect coding and will return to the measure set. It will also return if it is re-imported with the same coding that qualified it for a measure set.