

Water Testing Kit Instructions



ProEdge
DENTAL WATER LABS

ProEdge Dental Water Labs utilizes gold-standard testing and laboratory methods to ensure you get the most reliable results to protect your patients and practice. Review the following instructions closely to ensure a smooth testing process. If you have any questions, call us at 888.843.3343.


Contents of Your Test Kit:



Testing Instructions:

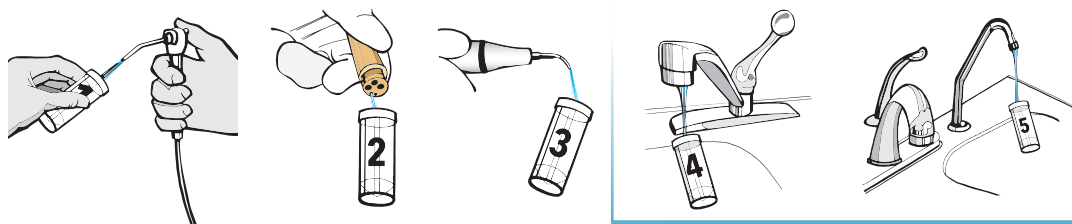
1. PREP

Before beginning to take water samples, place your ice pack in the freezer for 3 hours or until completely frozen. Then begin filling out the test submission form, starting with your practice information and protocol information. These and all sections of the form need to be filled out completely each time you test in order for your test to be processed.

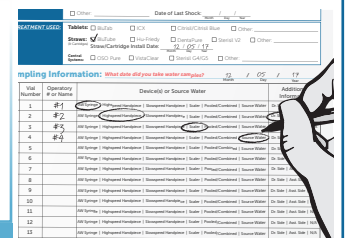


2. SAMPLE

Using aseptic technique, fill sample vials to approximately 3/4 full and close the cap tightly. Match the number on the vial with the corresponding vial number on the submission form. Designate the operatory/unit location, circle the location(s) of the sample, and note whether it is Dr. Side or Assistant Side. For example:



Test your source water (whether faucet or dispenser) occasionally and after a failed test.



3. PACKAGE

Place the frozen ice pack and all of the water samples in the nylon pouch. Place the nylon pouch and the submission form in the insulated silver mailer. With all components included, place the mailer into the FedEx Clinical Pak. Remove adhesive backing and tightly seal the FedEx Clinical Pak. Your **overnight shipping label is prepaid** and already placed on your Clinical Pak.



(See next page for shipping instructions)

Questions? 888.843.3343 | ProEdgeDental.com | support@proedgedental.com




ProEdge
DENTAL WATER LABS

THEIR PROTECTION
YOUR ASSURANCE

4. SHIP

Hey! No worries, your shipping label is already on the front of your FedEx Clinical Pak – you don't need to pay for shipping! Now that you're ready to go, you can ship overnight to ProEdge two ways:

- › Call 1-800-GO-FEDEX or visit FedEx.com to schedule a FedEx pickup at your office.
- › Deliver to a FedEx drop box by 3:00pm or to any FedEx shipping location, including Walgreens.



Important Testing Tips:

Testing your dental unit waterlines is the only way to know if the water you use meets the CDC guidelines. That's why you want to make sure it's done correctly. Follow these testing tips and visit ProEdgeDental.com/YouTube for a How-To Video on testing with ProEdge and other videos on best practices.

- › **Ship water samples in the FedEx Clinical Pak. DO NOT ship it in a box.**
- › **Ship the same day you take water samples.**
- › **Ship samples Monday–Thursday. DO NOT ship on Fridays or before a holiday.**
- › **DO NOT remove or alter label on water sample vial.**
- › **Visit ProEdgeDental.com/resources for aseptic collection technique protocol.**



How Often Should My Office Test its Water Quality?

The Organization for Safety, Asepsis, and Prevention (OSAP) recommends the following guidelines for dental practices in waterline testing to ensure the CDC compliance of dental unit water quality at or below 500 CFU/mL:

- › Test your waterlines every month. Once passing results are achieved in consecutive months, test quarterly at a minimum.
- › If there is a failure, retest your waterlines after corrective action takes place
- › Test routinely, even when dental unit or dental treatment product manufacturer instructions provide unclear or absent testing recommendations.

You can learn about these recommendations and more at ProEdgeDental.com/OSAP.

Complimentary Consultations with a Safe Water Specialist:

The Team @ ProEdge knows you didn't get into dentistry to clean waterlines, **but we did**. That's why we have a team of Safe Water Specialists ready to help you answer your questions, improve results, and learn best practices. Plus, **each consultation is free**.

- › **Consult with a Safe Water Specialist – call 888.843.3343 or visit ProEdgeDental.com/Consultation**

 ★★★★★ **Nikki G., Dental Assistant - Dacula, GA**

"[Our Safe Water Specialist] was awesome! She is very patient and knowledgeable when it comes to figuring out what works best for our specific office. We couldn't do it without her!"

Stewart P., DDS - Red Oak, TX  ★★★★★

"They have given me great advice and have been with me all the way from non-compliant to compliant. I whole heartedly endorse them for your water testing and advice needs."



THEIR PROTECTION
YOUR ASSURANCE

7042 S REVERE PKWY STE 400
CENTENNIAL, CO 80112

R2ATI_V2