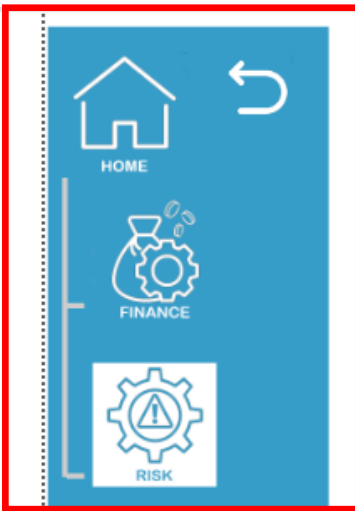


Risk Summary



Easy navigation

Powerful filters



Filters

Organisation

- Select all
- (Blank)
- Clearview Housing Group
- Coot Housing

Business Unit

- Select all
- (Blank)
- Asset management team
- Executive team
- Finance and administration team
- Housing team
- Human resources team
- Planning and performance team

Risk Manager

- Select all
- (Blank)
- David Lockhart
- George Sampson
- Jackie Pippet
- John Lockhart
- Julie Collins
- Julie-Anne Poultney
- Nancy Hallow

NAVIGATION



Filters

Super Business Unit

- Select all
- Asset Management Directorate
- Corporate Services Directorate
- Customer Services Directorate
- Executive Directorate



Business Unit

- Select all
- Asset management team
- Executive team
- Finance and administration team
- Housing team



Risk Category

- Select all
- Customer
- Environmental
- Financial
- Other



Raw Probability

Raw Impact	1	2	3	4	5
1	1		2	1	
2		2		1	
3			6	3	
4	1		1	8	1
5	1		2	3	1

Current Probability

Current Impact	1	2	3	4	5
1	1	1	2	1	
2	1	3		1	
3		1	5	3	
4	3		2	6	1
5			1	3	1

Residual Probability

Residual Impact	1	2	3	4	5
1	3	2	1	1	
2	2	3	1		
3	4	4	1	2	
4	3	2	1	1	
5		1		1	

Risk Control Dates



Control ID	Control title	Control manager	Control status	Completed?	Audited?	Assured?	Overdue?
89	Establish a programme	Nancy Hallow	Amber	No	No	No	Not set
77	Customer consultation on objectives	Julie Jones	Amber	Yes	Yes	No	Yes
78	Establish current performance	Julie Jones	Green	Yes	Yes	Yes	No
79	Introduce quarterly monitoring	Julie Jones	Amber	Yes	Yes	Yes	Yes
67	Apprentice programme	Hayley Lockhart	Amber	Yes	Yes	Yes	Yes
68	Investigate advertising methods	Hayley Lockhart	Amber	Yes	Yes	Yes	Yes
69	Staff training programme	Hayley Lockhart	Amber	Yes	Yes	Yes	Yes
70	Qualified supervisors	Hayley Lockhart	Amber	Yes	Yes	Yes	Yes
72	Consultation process HR Ts & Cs	Hayley Lockhart	Red	No	No	No	Not set
66	Regularly review depot size	David Lockhart	Green	Yes	Yes	Yes	Not set
71	Post inspection regime	David Lockhart	Red	No	No	No	Not set
80	Agree consultation process	David Lockhart	Red	No	No	No	Not set
82	Outline disseminate progress report	David Lockhart	Amber	Yes	No	No	Yes
83	Disaster recovery plan in place	David Lockhart	Amber	Yes	No	No	Yes
84	Fire Evacuation Procedures in place	David Lockhart	Green	Yes	Yes	Yes	Not set
88	Big benefit shake up campaign	David Lockhart	Red	No	No	No	Not set

Control manager

Control status

Completed?

Audited?

Assured?

Overdue?

HOME

FINANCE

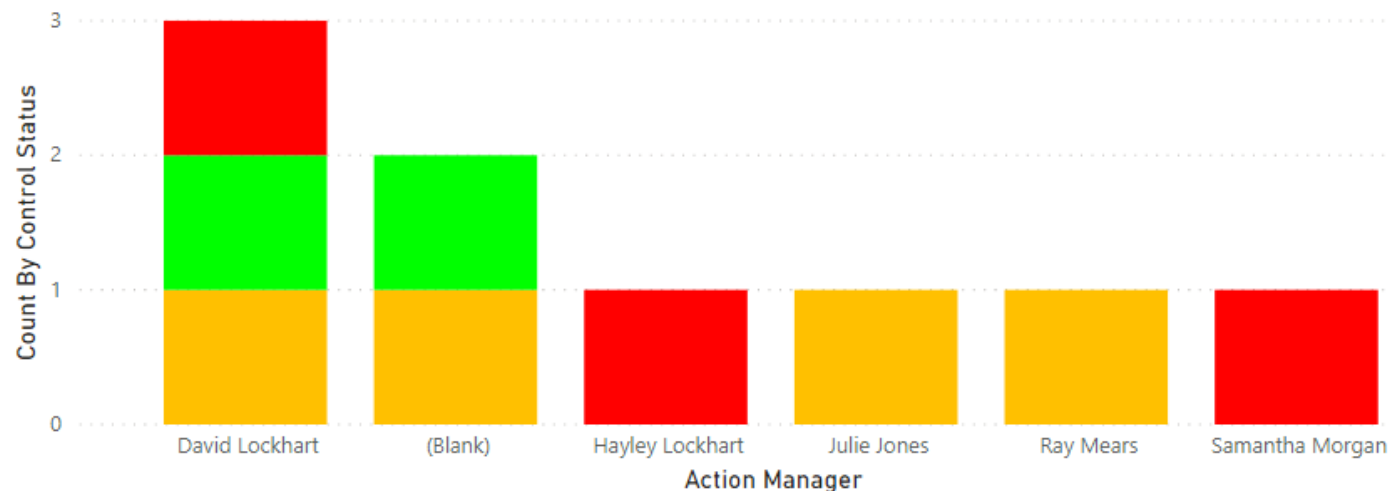
RISK

NAVIGATION



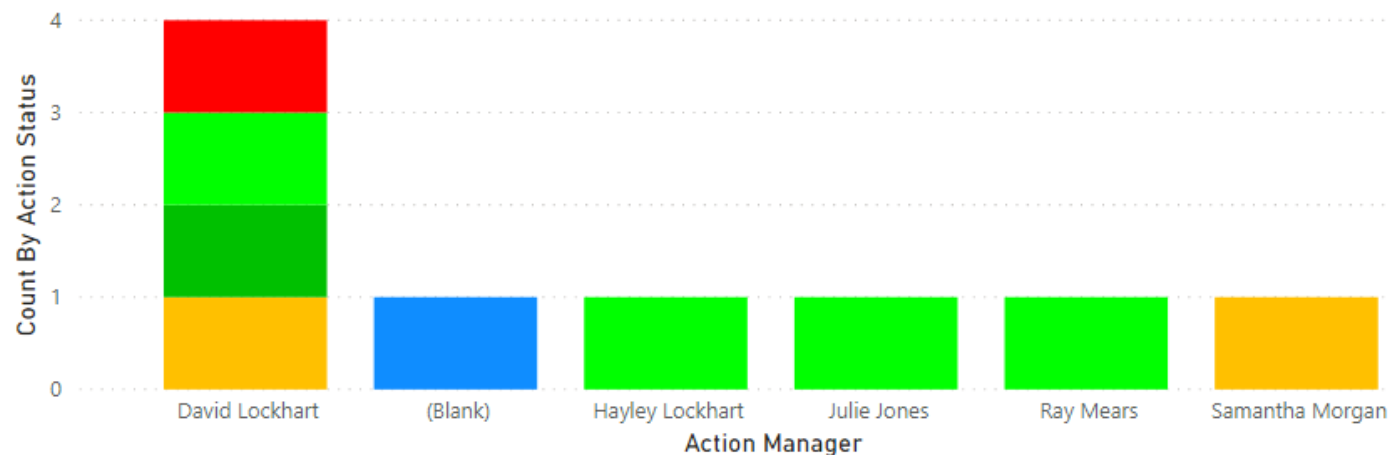
Action Manager	Control Status
	Amber
	Green
David Lockhart	Amber
David Lockhart	Green
David Lockhart	Red
Hayley Lockhart	Red
Julie Jones	Amber
Ray Mears	Amber
Samantha Morgan	Red

Control Status ● Amber ● Green ● Red



Action Manager	Action Status
David Lockhart	AMBER
David Lockhart	COMPLETED_OFF_TARGET
David Lockhart	COMPLETED_ON_TARGET
David Lockhart	RED
Hayley Lockhart	COMPLETED_ON_TARGET
Julie Jones	COMPLETED_ON_TARGET
Ray Mears	COMPLETED_ON_TARGET
Samantha Morgan	AMBER

Action Status ● (Blank) ● AMBER ● COMPLETED_OFF_TARGET ● COMPLETED_ON_TARGET ● RED



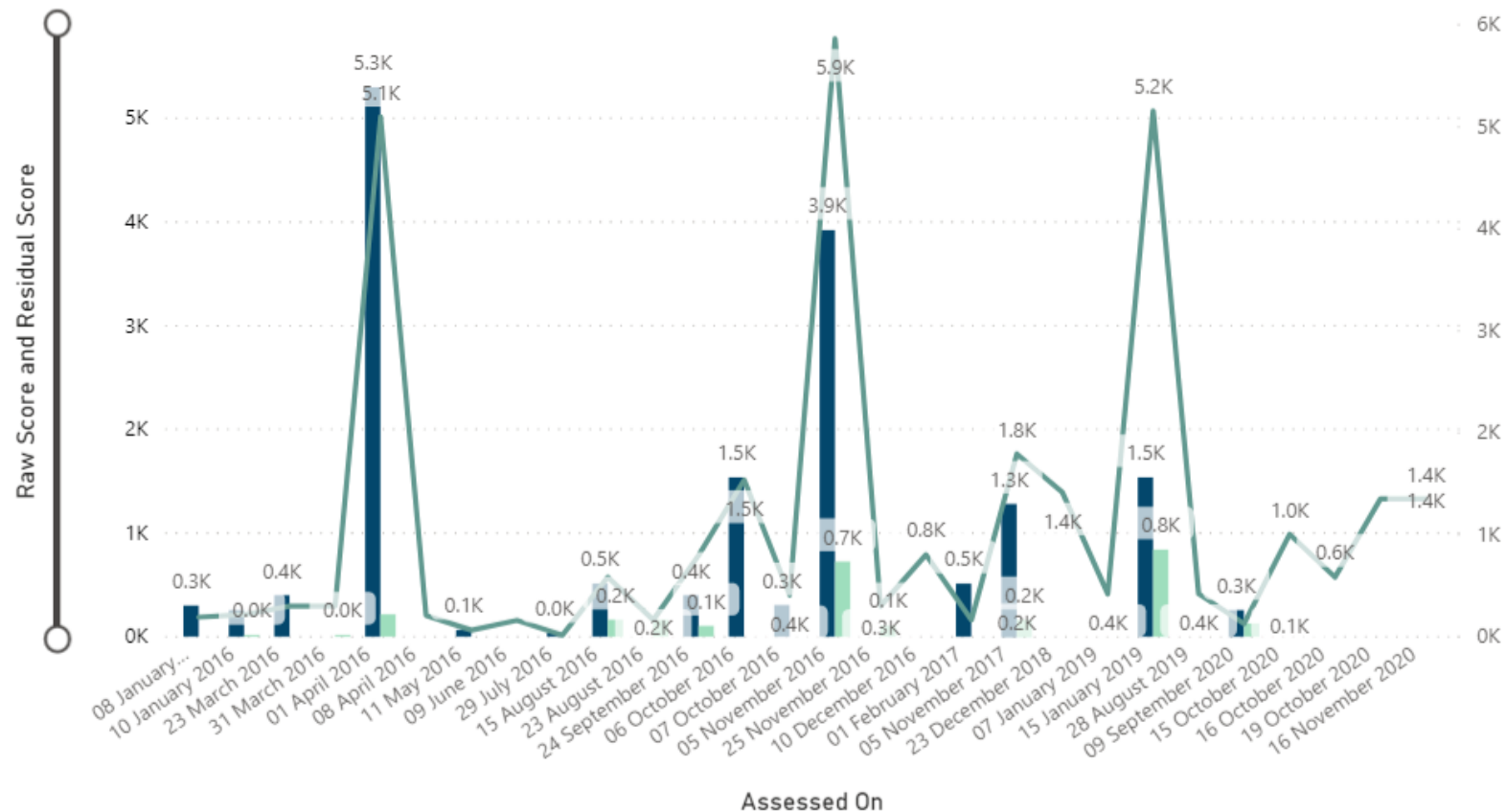


Risk ID & Title

82 - Current maintenance depot too small

Assessed On	Raw Score	Current Score	Residual Score
16 November 2020		1352	
19 October 2020		1352	
16 October 2020		584	
15 October 2020		1004	
09 September 2020	256	128	128
28 August 2019		420	
15 January 2019	1536	5156	840
07 January 2019		420	
23 December 2018		1416	
05 November 2017	1280	1792	164
01 February 2017	512	164	
10 December 2016		804	
25 November 2016		300	108
05 November 2016	3920	5864	724
07 October 2016	300	408	
06 October 2016	1536	1536	
24 September 2016	400	800	104
23 August 2016		164	164
15 August 2016	512	584	164
29 July 2016	36	16	
09 June 2016		160	

● Raw Score ● Residual Score ● Current Score



Profit & Loss

Filters

Accounting Year

- 2021
- 2022
- 2023
- 2024

Scenario Name

- Equity
- Loan
- Plan B

	May	Jun	Jul	Aug	Sep	Oct	Nov	Dec	Jan	Feb	Mar	Apr	Row
INCOME													1
Cloud CFO Products	51550	59546	85420	66092	27918	28668	28993	29818	30643	31468	32293	33118	2
Clearview Products	40170	41270	42370	98668	44570	45670	101968	47870	48970	50070	51170	52270	3
Total Sales	91720	100816	127790	164759	72488	74338	130961	77688	79613	81538	83463	85388	4
													5
COST OF SALES													6
Hosting & Licenses	6000	6000	6000	6000	6000	6000	6000	6000	6000	6000	6000	6000	7
Support	4205	4450	4450	4450	3765	3765	3765	3765	3765	3765	3765	3765	8
Consulting	0	0	0	0	0	0	0	0	0	0	0	0	9
Total Cost of Sales	10205	10450	10450	10450	9765	9765	9765	9765	9765	9765	9765	9765	10
													11
GROSS PROFIT	81516	90366	117339	154309	62723	64573	121195	67923	69848	71773	73698	75623	12
GM%	1	1	1	1	1	1	1	1	1	1	1	1	13
													14
OVERHEADS													14
Sales & marketing	14310	14310	14310	14310	10738	10738	10738	10738	10738	10738	10738	10738	15
Development	7450	7450	7450	7450	5824	5824	5824	5824	5824	5824	5824	5824	16
Finance and General Administra...	7271	7271	7271	7271	7271	7271	3047	3047	3047	3047	3047	3047	17
Cost Recovery From HMRC R&D...	-13442	-13529	-12103	-12103	-8733	-8733	-8733	-8733	-8733	-8733	-8733	-8733	18
Total Operational Costs	15589	15501	16927	16927	15100	15100	10876	10876	10876	10876	10876	10876	19
													20
EBIDA	65927	74865	100412	137382	47622	49472	110319	57046	58971	60896	62821	64746	21
													22

Monitoring financial risks
right inside finance reports

HOME

FINANCE

- Cash Flow
- Debt Serviceability
- Net Worth
- Forecast
- Forecast Profit & Loss
- Forecast Balance Sheet
- Forecast Cash Flow

RISK

NAVIGATION