

Oregon Grown

Klamath County Extension

With Mrs. Paolina !



INTRO SLIDE

Hello Students! Welcome to the Oregon Grown classroom with Mrs. Paolina! Here we will learn all about Oregon grown foods and, healthy ways we can eat them!

***TEACHER NOTE:

Key Message: Students understand the products we use everyday start as a natural resource or an agricultural product.

This lesson meets Oregon state Standards: NGSS: 3-LS1-1; SS: 3.10; HE 1.3.3,2.3.1; RI: 3.4; SL 3.3; W: 3.8; Essential Skills: 4, 9

Length: 4 minutes and 24 seconds without pauses for the activity and discussion. Total of approximately 10 minutes with discussion pauses.



Oregon State
University

From the World to You

Mini Lesson



Book!



Vocabulary



OVERVIEW PAGE


In today's mini lesson we are going to learn some new vocabulary words!
First, we get to hear about a book called: How Did That Get In My Lunch Box.
Then, we are going to learn vocabulary words that will help us understand where
our foods come from
Are you ready?!



BOOK INTRO/DISCUSSION PAGE

Here it is! How Did That Get In My Lunchbox is a fun book I love to share with my students. This book tells us the story of how farmers and other workers work together to get foods to our lunch boxes so we can eat it. Have you read this book? If not, Let's stop here and read it! If you have already read this book, lets keep on learning!

*****TEACHERS NOTE:** You can check this book and/or lesson kit out by contacting your Klamath County's extension office's SNAP-Ed program. The books can be delivered with or without your classroom kit prior to the lesson date. An OSU educator will set up a time to pick up the book and/or lesson kit after the lesson date. Please pause here to read the book to students. If you have already read the book, move on to the next slide for discussion.



BOOK INTRO/DISCUSSION PAGE

How about that book? It is always interesting to stop and think where things come from and how they get to us. It is amazing how much work it takes to get a piece of bread or a slice of cheese ready for us to eat. In this book I noticed most items in our lunch box start with a product grown or raised on a farm. Let's look at some new vocabulary words that will help us learn more about the steps it takes to get foods and other items we use everyday to our homes.

Natural Resource: materials or substances such as minerals, forests, water and fertile land that occur in nature and can be used for economic gain



minerals




forests



water



fertile land
(Soil on a
farm)



economic gain



LESSON TOPIC INTRO/ Discussion

Our first vocabulary word is NATURAL RESOURCE! The meaning of a Natural Resource is: materials or substances such as minerals, forests, water and fertile land that occur in nature (on our earth) and can be used for economic gain. Economic gain what is that? That just means all of our natural resources can be made into businesses, create jobs and provide people money to pay bills and live off of.

*****TEACHER NOTE:** Pause here if you would like to discuss the vocabulary word further.

Farmland with fertile soil

Blackberry bush

Blackberries

Source


LESSON TOPIC Discussion

Our next vocabulary word is Source. The meaning of the word source is: a person, place or thing from which something comes from. For example, Blackberries grow on bushes that are planted on farms. This means the farm is the PLACE where the blackberries come from. This means the Farm is the source of the blackberries!

*****TEACHER NOTE:** Pause here if you would like to discuss the vocabulary word further.



fertile land
(Soil on a
farm)



Produce: to make or manufacture from components
of materials.



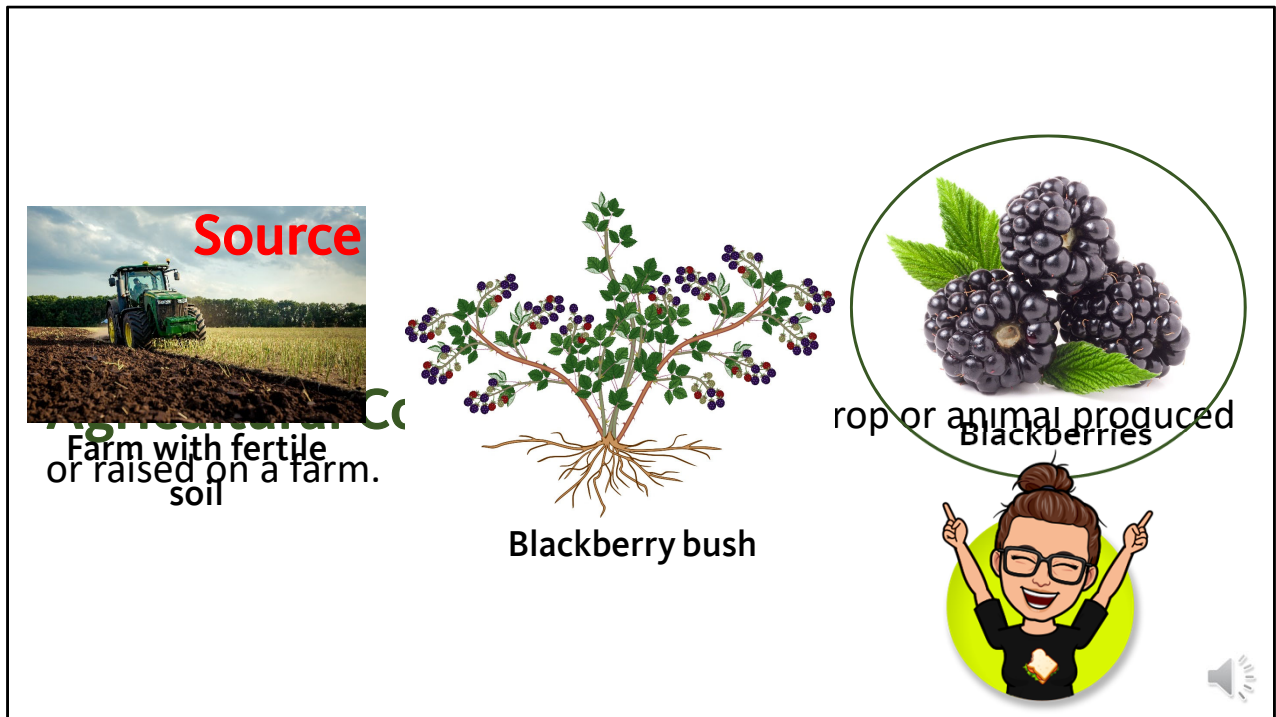
Takes raw potatoes and produces



LESSON TOPIC Discussion

Our third vocabulary word is produce. The meaning of the word produce is to make or manufacture from components of raw materials. For example, Let's go back to one of our natural resources, fertile land. This piece of fertile land is a potato farm. On this farm, the farmer grows potatoes and harvests them. The raw potatoes are then picked up and driven to a factory. At the factory, the workers and machines take the raw potatoes and produce instant mashed potatoes. The meaning of produce is to make or manufacture components of raw materials, that is why we say the factory takes the raw potatoes and PRODUCES instant mashed potatoes.

*****TEACHER NOTE:** Pause here if you would like to discuss the vocabulary word further.




LESSON TOPIC Discussion

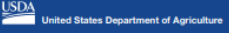

Our fourth, and final vocabulary word is Agricultural Commodity. Can you say that with me? Agricultural Commodity... Great job! This fancy term means: a staple crop or animal produced or raised on a farm. To help us understand, let's go back to our Blackberry farm. We learned early that the Source is the farmland with fertile soil to help the blackberry bushes grow. Once the blackberries are done growing on the bush, the farmers can pick (or harvest) the blackberries. The blackberries are the agriculture commodity in this example because they were grown on the farm!

*****TEACHER NOTE:** Pause here if you would like to discuss the vocabulary word further.

See you next time!



Well, that was our mini lesson today. Thank you for learning with me in our online Oregon Grown classroom. See you next time!

AND JUSTICE FOR ALL

In accordance with Federal law and U.S. Department of Agriculture (USDA) civil rights regulations and policies, this institution is prohibited from discriminating on the basis of race, color, national origin, sex, religious creed, disability, age, political beliefs, or reprisal or retaliation for prior civil rights activity.

To file a program discrimination complaint, a complainant should complete a Form AD-3027, USDA Program Discrimination Complaint Form, which can be obtained online at www.usda.gov/sites/default/files/documents/usda-program-discrimination-complaint-form.pdf, from any USDA office, by calling (866) 632-9992, or by writing a letter addressed to USDA. The letter must contain the complainant's name, address, telephone number and a written description of the alleged discriminatory action in sufficient detail to inform the Assistant Secretary for Civil Rights (ASCR) about the nature and date of an alleged civil rights violation. The completed AD-3027 form or letter must be submitted to USDA by:

mail:
U.S. Department of Agriculture
Office of the Assistant Secretary for Civil Rights
1400 Independence Avenue, SW
Washington, D.C. 20250-9410; or

fax:
(833) 256-1665 or (202) 690-7442;

email:
program.intake@usda.gov.

This institution is an equal opportunity provider.

Conforme a la ley federal y las políticas y regulaciones de derechos civiles del Departamento de Agricultura de los Estados Unidos (USDA), esta institución tiene prohibido discriminar por motivos de raza, color, origen nacional, sexo, credo religioso, discapacidad, edad, creencias políticas, venganza o represalia por actividades realizadas en el pasado relacionadas con los derechos civiles.

Para presentar una queja por discriminación en el programa, el reclamante debe completar un formulario AD-3027. Formulario de queja por discriminación del programa del USDA, que se puede obtener en línea, en

www.usda.gov/sites/default/files/documents/usda-program-discrimination-complaint-form.pdf, en cualquier oficina del USDA, llamando al (866) 632-9992, o escribiendo una carta dirigida al USDA. La carta debe contener el nombre, la dirección y el número de teléfono del reclamante, y una descripción escrita de la supuesta acción discriminatoria con suficiente detalle para informar al Subsecretario de Derechos Civiles (ASCR, por sus siglas en inglés) sobre la naturaleza y la fecha de la presunta violación de los derechos civiles. La carta o el formulario AD-3027 completado debe enviarse al USDA por medio de:

correo postal:
U.S. Department of Agriculture
Office of the Assistant Secretary for Civil Rights
1400 Independence Avenue, SW
Washington, D.C. 20250-9410; o'

fax:
(833) 256-1665 o' (202) 690-7442;

correo electrónico:
program.intake@usda.gov.

Esta institución ofrece igualdad de oportunidades.

Form AD-475-S SNAP and FDIR Poster Revised September 2019

Afiche del Formulario AD-475-S SNAP y FDIR / Revisado Septiembre 2019

******TEACHER NOTE:** If program delivered in a non-school setting, you must read the script below

Oregon State University's Klamath County Extension Service would like to take a moment to share with you the And Justice For All poster, something we display when we are teaching. It provides non-discrimination information stating that our institution is prohibited from discriminating in accordance with civil rights regulations and policies. For more information see this link -> <https://www.fns.usda.gov/cr/and-justice-all-posters-guidance-and-translations>

This program is partially funded USDA's Supplemental Nutrition Assistance Program.

Credits Slide (1 of 1)



Oregon State University
Extension Service



Project funded, in part, by Oregon Department of Ed Farm to School & School Garden Grant

This material was funded by USDA's Supplemental Nutrition Assistance Program - SNAP. For information on nutrition assistance through Oregon SNAP, contact Oregon SafeNet at 211. USDA is an equal opportunity provider and employer. Oregon State University, Oregon State University Extension Service is an Equal Opportunity Provider and Employer.

Photos Source: FoodHero.org & purchased from Shutterstock, Inc. Empire State Building 350 fifth avenue, 21st Floor New York, NY 10118 (invoice available per request)

Farmer fun facts by: <https://oregonfb.org/2018agweek/> & <https://www.oregon.gov/ode/students-and-family/childnutrition/F2S/Pages/OregonHarvestforSchools.aspx>

Activity Source: Oregon Agriculture in the Classroom Foundation



Oregon Agriculture in the
Classroom Foundation

