

Oregon Grown

Klamath County Extension

With Mrs. Paolina!



INTRO SLIDE

Hello Students! Welcome to the Oregon Grown classroom with Mrs. Paolina! Here we will learn all about Oregon grown foods and, healthy ways we can eat them!

***TEACHER NOTE:

Length: 2 minutes and 24 seconds without pauses for the activity and discussion.
Total of approximately 3 - 5 minutes with activity and discussion pauses.



Oregon State
University

From the World to You Alternate Activity



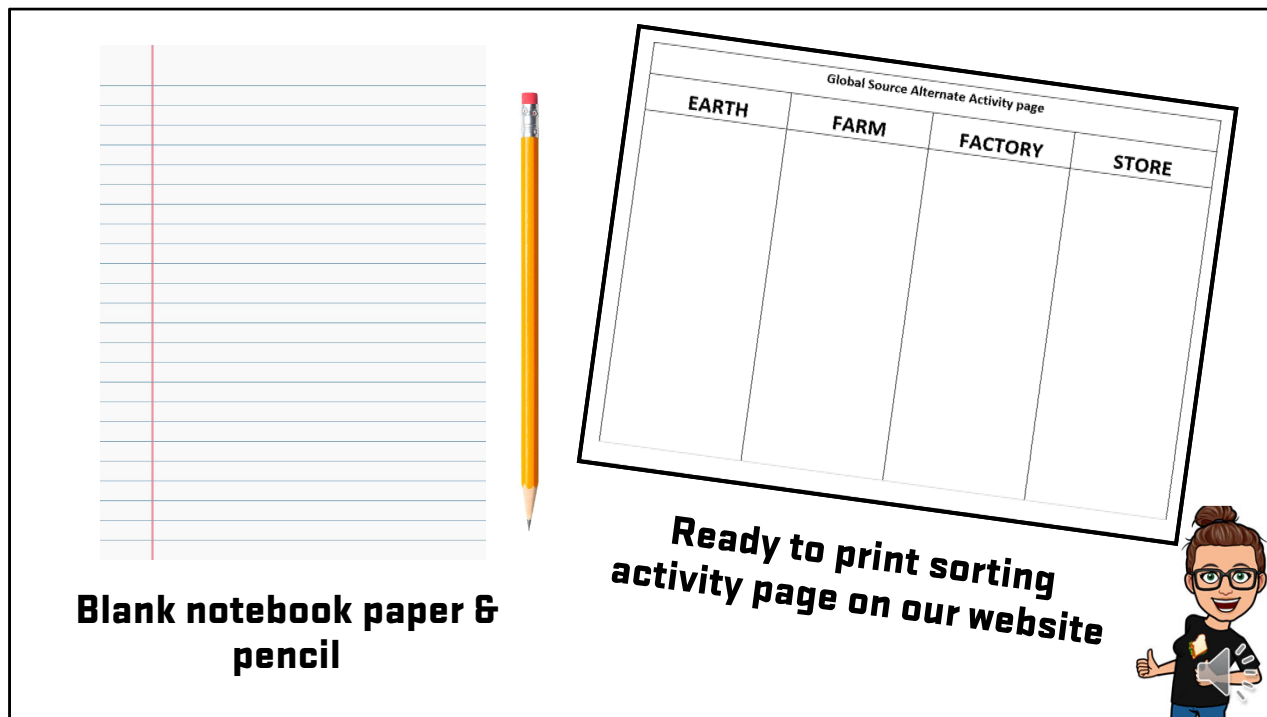
Alternate activity pages



OVERVIEW PAGE

In this lesson, we will discuss how to participate in the global source sorting game without a kit! Let's look at our activity page options.

***** Teacher note:** If you did not request a kit from OSU Klamath County Extension, this video shows the students how to walk through the lesson with just a piece of paper and a pencil.



ALTERNATE ACTIVITY PAGE

You have two alternate activity page options. You can use the ready to print sorting activity page on this lesson's webpage or just grab a notebook paper and a pencil!

*****TEACHER NOTE:** If you have not received a kit. Pause here and please see the printable alternate activity kit materials on this lesson's webpage. OR this next video slide can walk the students through how to set up and fill out their own sorting game activity page to follow along in the main lesson video or activity video lessons.



ALTERNATE ACTIVITY PAGE



Grab your notebook paper and pencil. Make sure your paper is turned long ways (hotdog style). Then draw a line down the middle, and again down the middle on each side. Next, draw a line across the top. Now we can write our source columns titles. The first one will be Earth. Next is Farm, then Factory and finally store! Throughout the main lesson activity the teacher will bring up different items on the screen. Instead of sorting them in the envelope like the video asks. You can just write the names of the products in the column you think they belong to. When the teacher goes through them and you find out you need to move the item to a different column just draw a line from the word of the item you want to move to the correct column.

*****TEACHER NOTE:** If you have not received a kit. Pause here and please see the printable alternate activity kit materials on this lesson's webpage. You can watch the video and complete the activity using a blank piece of paper or print out the alternate activity page and use it to follow along with the video.

The next slide will review items needed for the activity if you have a kit.


Global Source Alternate Activity page

EARTH	FARM	FACTORY	STORE
			Milk





If you were able to print an activity page. Instead of sorting them in the envelope like the video asks. You can just write the names of the products in the column you think they belong to. When the teacher goes through them and you find out you need to move the item to a different column just draw a line from the word of the item you want to move to the correct column.

See you next time!



I hope you found this alternate activity video helpful! Thank you for learning with me in our online Oregon Grown classroom. See you next time!

AND JUSTICE FOR ALL

In accordance with Federal law and U.S. Department of Agriculture (USDA) civil rights regulations and policies, this institution is prohibited from discriminating on the basis of race, color, national origin, sex, religious creed, disability, age, political beliefs, or reprisal or retaliation for prior civil rights activity.

To file a program discrimination complaint, a complainant should complete a Form AD-3027, USDA Program Discrimination Complaint Form, which can be obtained online at www.usda.gov/sites/default/files/documents/usda-program-discrimination-complaint-form.pdf, from any USDA office, by calling (866) 632-9992, or by writing a letter addressed to USDA. The letter must contain the complainant's name, address, telephone number and a written description of the alleged discriminatory action in sufficient detail to inform the Assistant Secretary for Civil Rights (ASCR) about the nature and date of an alleged civil rights violation. The completed AD-3027 form or letter must be submitted to USDA by:

mail:
U.S. Department of Agriculture
Office of the Assistant Secretary for Civil Rights
1400 Independence Avenue, SW
Washington, D.C. 20250-9410; or

fax:
(833) 256-1665 or (202) 690-7442;

email:
program.intake@usda.gov.

This institution is an equal opportunity provider.

Conforme a la ley federal y las políticas y regulaciones de derechos civiles del Departamento de Agricultura de los Estados Unidos (USDA), esta institución tiene prohibido discriminar por motivos de raza, color, origen nacional, sexo, credo religioso, discapacidad, edad, creencias políticas, venganza o represalia por actividades realizadas en el pasado relacionadas con los derechos civiles.

Para presentar una queja por discriminación en el programa, el reclamante debe completar un formulario AD-3027. Formulario de queja por discriminación del programa del USDA, que se puede obtener en línea, en www.usda.gov/sites/default/files/documents/usda-program-discrimination-complaint-form.pdf, en cualquier oficina del USDA, llamando al (866) 632-9992, o escribiendo una carta dirigida al USDA. La carta debe contener el nombre, la dirección y el número de teléfono del reclamante, y una descripción escrita de la supuesta acción discriminatoria con suficiente detalle para informar al Subsecretario de Derechos Civiles (ASCR, por sus siglas en inglés) sobre la naturaleza y la fecha de la presunta violación de los derechos civiles. La carta o el formulario AD-3027 completado debe enviarse al USDA por medio de:

correo postal:
U.S. Department of Agriculture
Office of the Assistant Secretary for Civil Rights
1400 Independence Avenue, SW
Washington, D.C. 20250-9410; o'

fax:
(833) 256-1665 o' (202) 690-7442;

correo electrónico:
program.intake@usda.gov.

Esta institución ofrece igualdad de oportunidades.

Form AD-475-S SNAP and FDIR Poster Revised September 2019

Afiche del Formulario AD-475-S SNAP y FDIR / Revisado Septiembre 2019

******TEACHER NOTE:** If program delivered in a non-school setting, you must read the script below

Oregon State University's Klamath County Extension Service would like to take a moment to share with you the And Justice For All poster, something we display when we are teaching. It provides non-discrimination information stating that our institution is prohibited from discriminating in accordance with civil rights regulations and policies. For more information see this link -> <https://www.fns.usda.gov/cr/and-justice-all-posters-guidance-and-translations>

This program is partially funded USDA's Supplemental Nutrition Assistance Program.

Credits Slide (1 of 1)



Oregon State University
Extension Service



Project funded, in part, by Oregon Department of Ed Farm to School & School Garden Grant

This material was funded by USDA's Supplemental Nutrition Assistance Program - SNAP. For information on nutrition assistance through Oregon SNAP, contact Oregon SafeNet at 211. USDA is an equal opportunity provider and employer. Oregon State University, Oregon State University Extension Service is an Equal Opportunity Provider and Employer.

Photos Source: FoodHero.org & purchased from Shutterstock, Inc. Empire State Building 350 fifth avenue, 21st Floor New York, NY 10118 (invoice available per request)

Farmer fun facts by: <https://oregonfb.org/2018agweek/> & <https://www.oregon.gov/ode/students-and-family/childnutrition/F2S/Pages/OregonHarvestforSchools.aspx>

Activity Source: Oregon Agriculture in the Classroom Foundation



Oregon Agriculture in the
Classroom Foundation

