

Best Practices for Using Education Modified

Choose and share which of the following best practices to focus on with your teachers & staff based on the needs of your school this time of year. Improve specific workflows, increase fidelity of usage of specific features, or broaden the usage of EdMod to new cohorts of staff or general ed teams.

1. Case Management Meeting

IEP Meetings: The Learning Biography can be printed or pulled up to provide parents more accessible content during the meeting, guide discussion and create transparency for what accommodations & modifications are working or not working for this student.

Print out the running log of strategies being implemented for this student.

The Goals Progress Monitoring Dashboard can be printed to show quantitative progress charts, evidence, notes and data collection tools used for each goal.

Response to Intervention Meetings: When managing interventions, reference Education Modified to identify learning needs or skill gaps.

Find existing interventions and strategies that have already been implemented for Tier 1 or Tier 2- track progress.

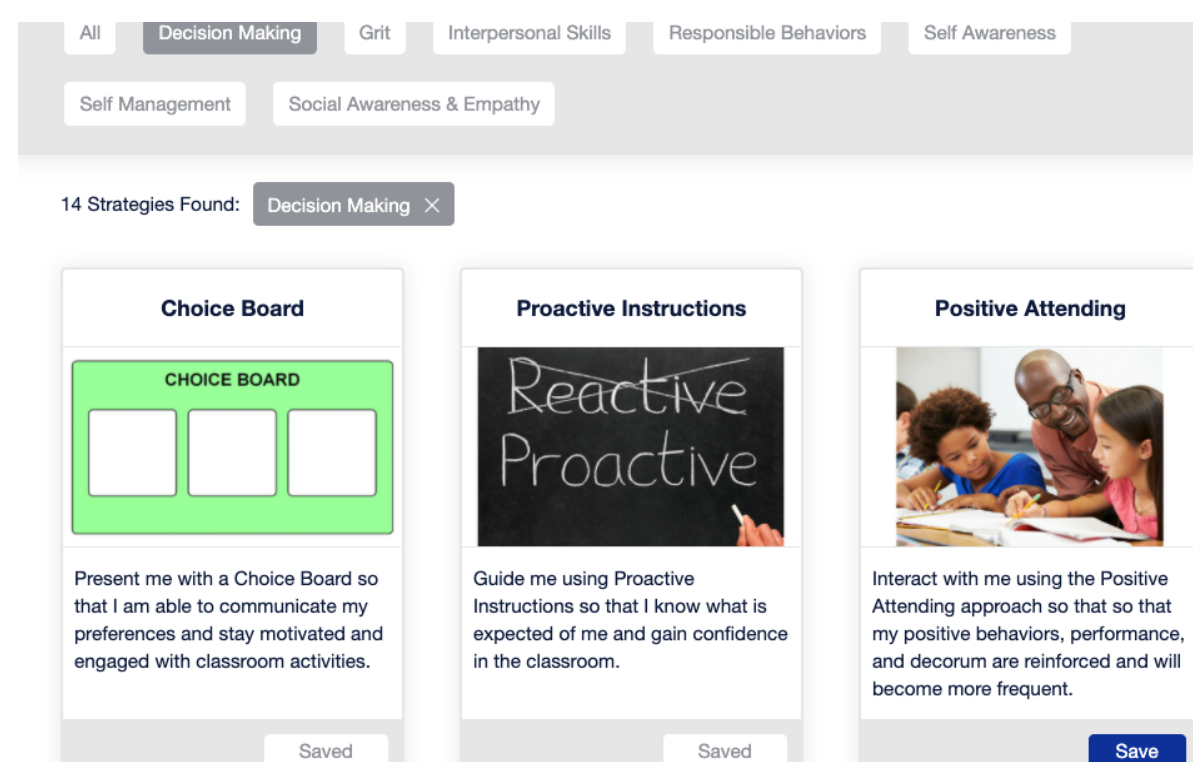
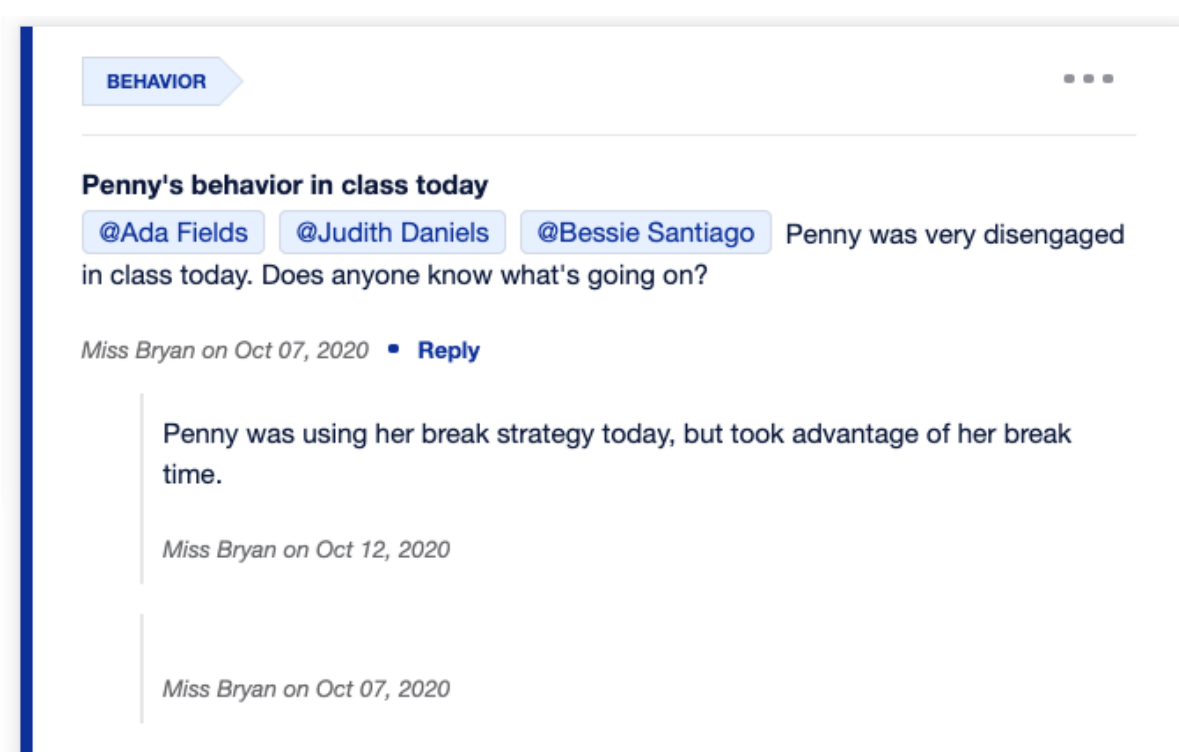
Add and track behavior or academic data, add notes and identify trends.



2. Collaboration

Team Meetings: When discussing students in grade-level team meetings, Education Modified can be used for the following:

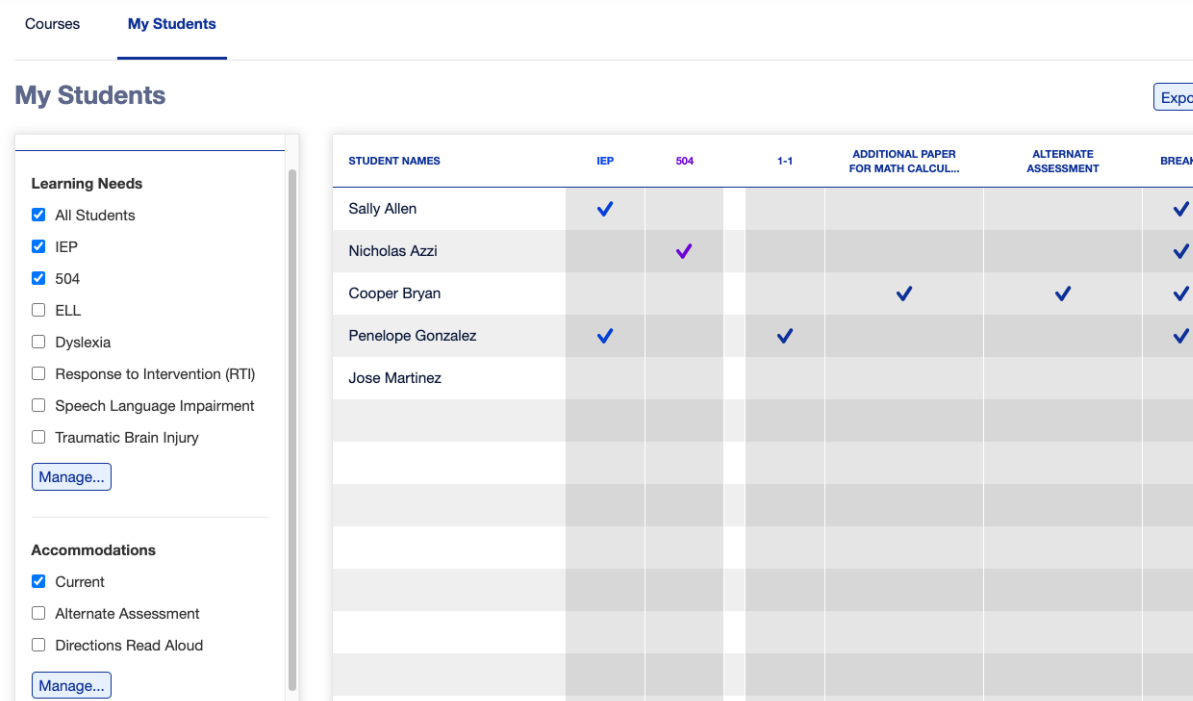
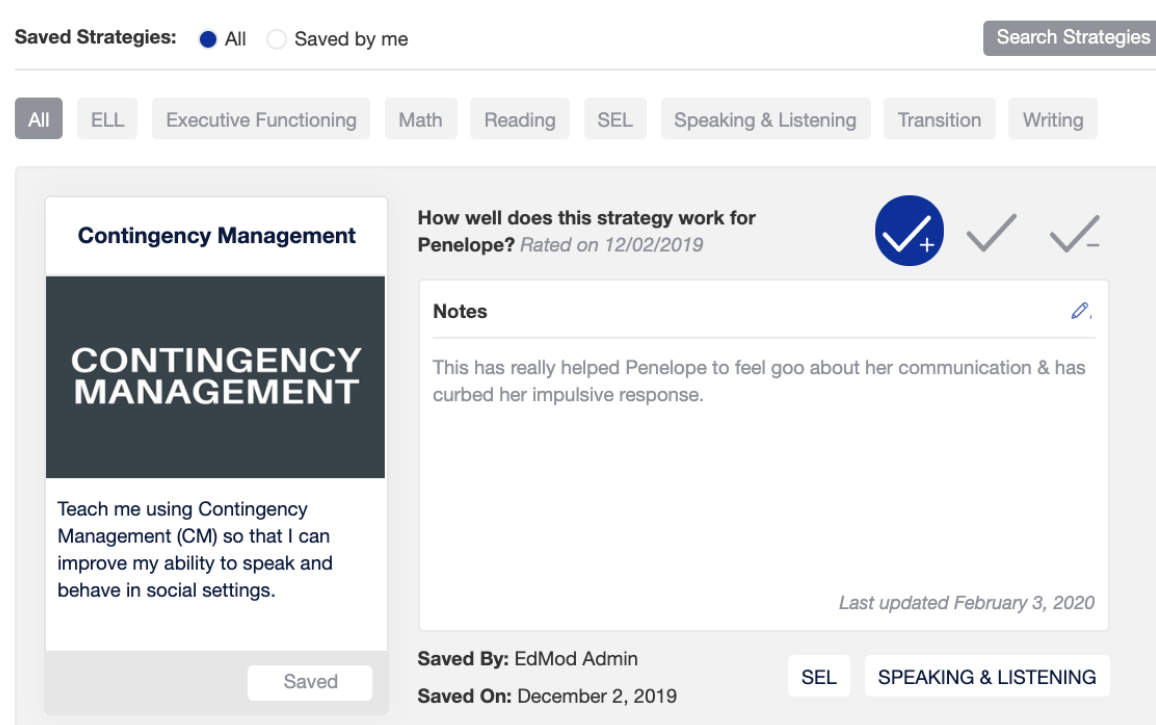
- Reference notes
- Take Notes (in the snapshot or Team Board)
- Search for new strategies
- Document what is working and not work to share knowledge



Co-Planning: When lesson planning with a co-teacher, pull up Education Modified's **Strategy Library** to find research-based strategies and tools based on particular skills or standards the lesson is focused on.

Check the **Student List** filters to see what plans and accommodations students have in your co-teaching classes.

Pull up individual student **Learning Biographies** to see what other teachers have tried and what strategies have already worked for particular students in your inclusion classrooms.



3. Efficient Workflows

Professional Development: Help your teachers and administrators thrive by working with them and hosting PD sessions. The initial PD is a vital step in helping to understand the tool and its features. However, additional and mid-year PDs can be beneficial in opening dialogue for challenges, success and growth.

You can select specific features or content that align with your goals; such as improving parent communication documentation by using the Team Board, or the Goals Dashboard to improve the collection and access of progress monitoring data.



Re-Engage Teachers: Check in with teachers to understand hesitations, and make realistic and small goals for them so that not a lot of work is put on them. Set a specific date to have them accomplish their goals.



Become an Education Modified Champion: Education Modified works best when teachers have support from their building leaders and administrators to instill sustainable change and create lasting best practices. If you champion Education Modified and ensure that small, but goal-oriented steps are taken, Education Modified will shine and become an intuitive part of better processes.

