

How to:
Get appointed
to sell
Cigna + Oscar

How to: Get appointed to sell Cigna + Oscar

We've partnered to bring together Cigna's national provider networks and Oscar's member-focused experience to deliver small group health insurance that understands the unique needs of small businesses and their employees.

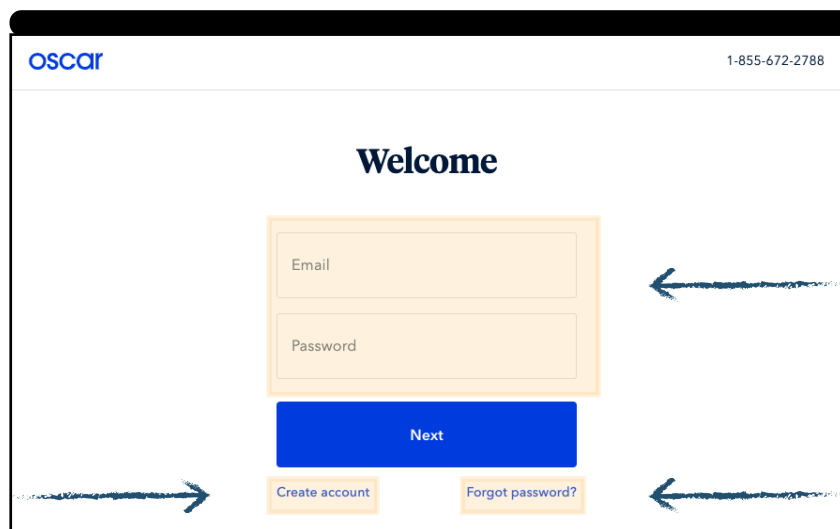
It's easy to get appointed to sell Cigna + Oscar plans! Just follow the steps below.

Note: You must be appointed with Cigna in the state(s) you wish to sell Cigna + Oscar plans and complete all steps in your Cigna + Oscar appointment checklist, which can be found in your Oscar Broker Portal account.

Step 1: Create an account or log in to the **Oscar Broker Portal** at business.hioscar.com.

The Oscar Broker Portal is where you'll *do business* with Cigna + Oscar. The Oscar Broker Portal is your one-stop-shop for:

- Getting appointed in any Cigna + Oscar state
- Quoting and enrolling clients to Cigna + Oscar plans
- Updating your personal and payment information
- Viewing and downloading commission statements

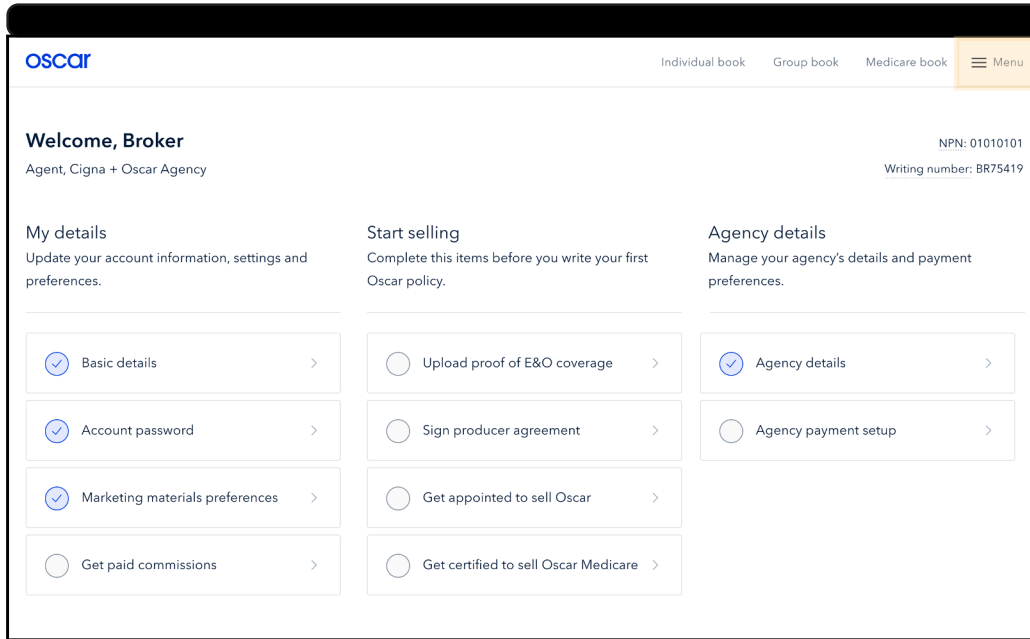


If you already have an Oscar Broker account:
Enter your username (email address) and password here.

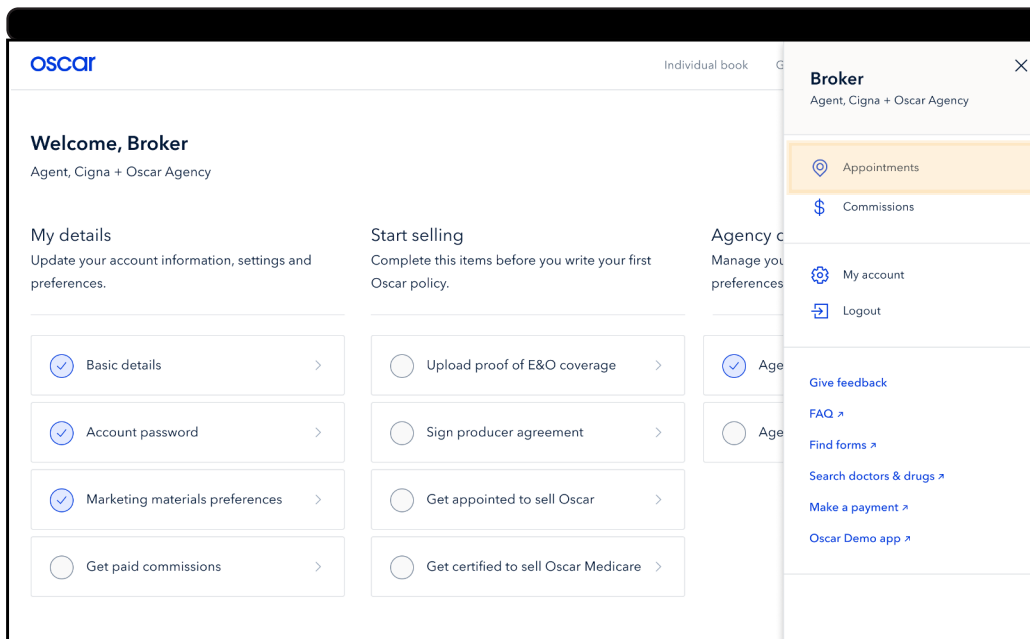
If you don't have an Oscar Broker account:
Click here to create an account!

Forgot your password?
Click here to reset your password.

Step 2: Once you've logged in, navigate to the "Appointments" page.



Click here to open the Main Menu

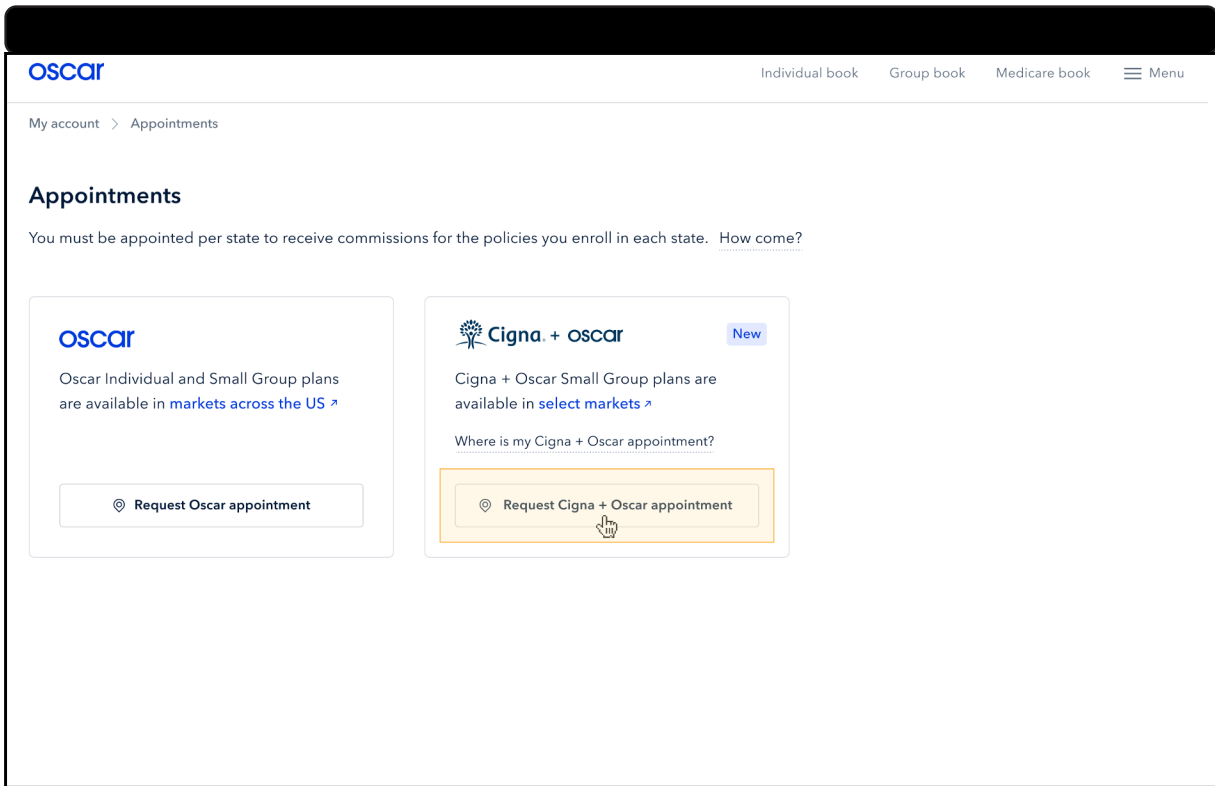


Click "Appointments" to go to the Appointments page

If you are already appointed with Cigna in the state(s) you wish to sell Cigna + Oscar, jump to page 7.

If you are not already appointed with Cigna, continue following the steps below.

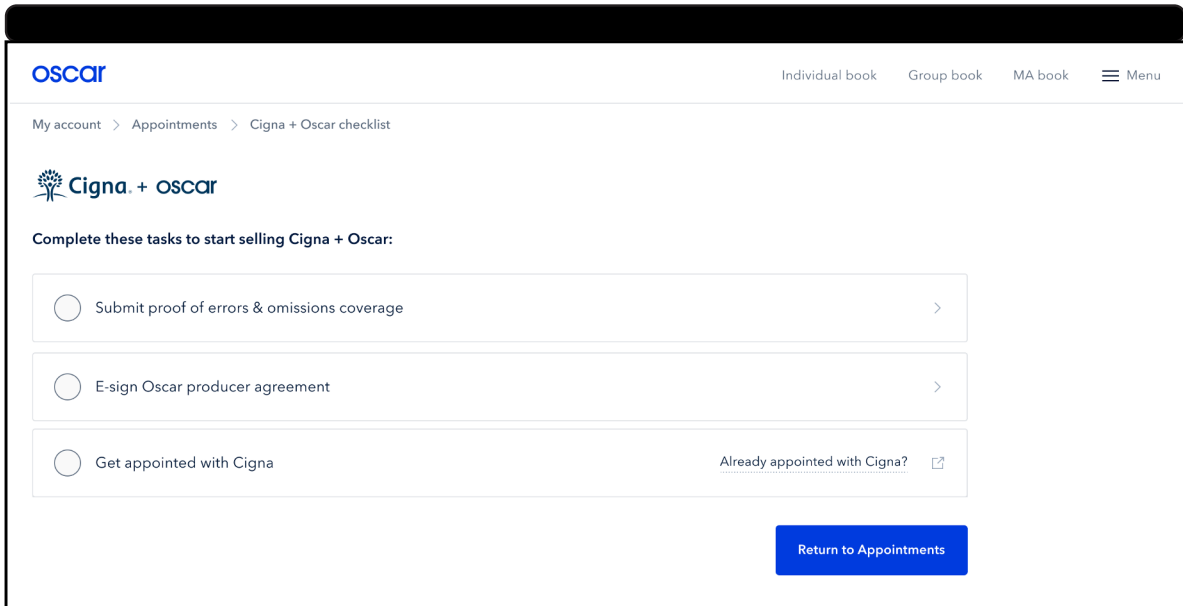
Step 3: Click the "Request new Cigna + Oscar appointment" button.



Cigna + Oscar coverage is insured by Cigna Health and Life Insurance Company, CA; benefits administered by Oscar Health Administrators. Other states: benefits administered by Mulberry Management Corporation. Rx benefits provided by Express Scripts, Inc. Cigna + Oscar health insurance contains exclusions and limitations. For complete details on product availability and coverage, please refer to your plan documents or contact a representative.

Step 4: Complete all three (3) steps in the Cigna + Oscar Appointment Checklist.

If any of these items are already checked off, that means you've already completed that action!



Click on the corresponding checklist item (shown above) to complete each required step:

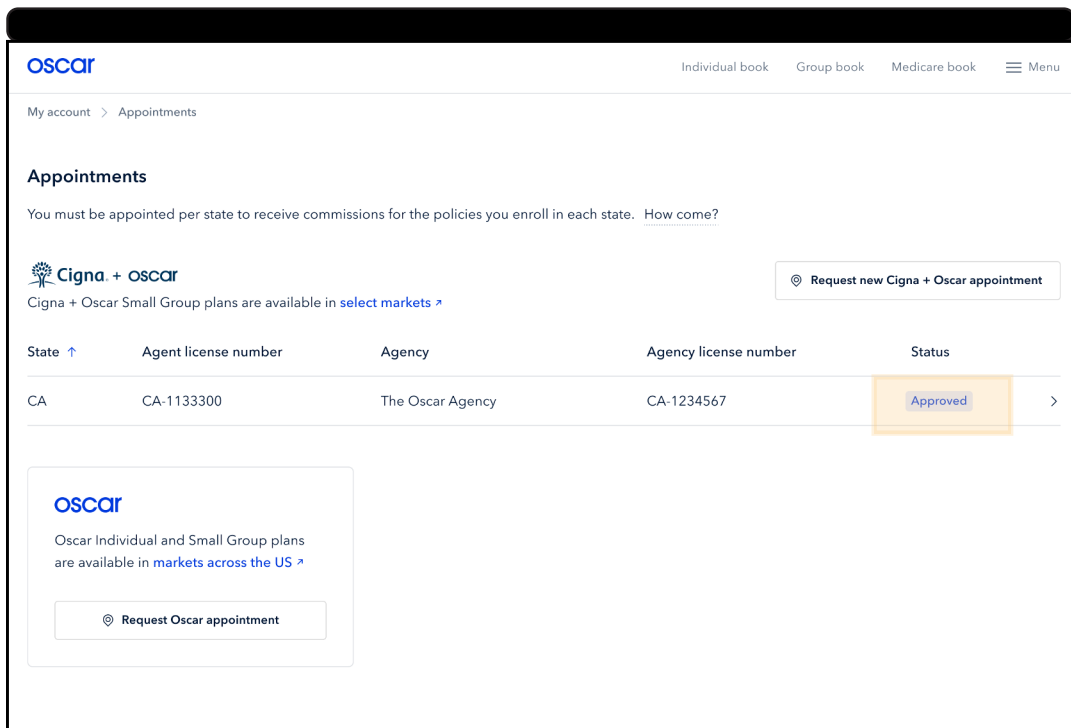
1. Upload your proof of errors & omissions coverage document. We accept both PDF and image files.
2. Electronically sign the Oscar Producer Agreement.
 - a. You can access the signed producer agreement anytime from the “My account” page of your Broker Portal.
3. Get appointed with Cigna in all states you wish to sell Cigna + Oscar plans in. Visit hioscar.com/brokers/cigna to learn which states Cigna + Oscar is currently available in.

Cigna + Oscar coverage is insured by Cigna Health and Life Insurance Company, CA; benefits administered by Oscar Health Administrators. Other states: benefits administered by Mulberry Management Corporation. Rx benefits provided by Express Scripts, Inc. Cigna + Oscar health insurance contains exclusions and limitations. For complete details on product availability and coverage, please refer to your plan documents or contact a representative.

Once you have completed these steps, that's it!

Your Cigna + Oscar appointment will be reflected in your Broker Portal account *only after* it has been approved, as shown below.

You'll receive an email confirmation once your Cigna + Oscar appointment is approved.

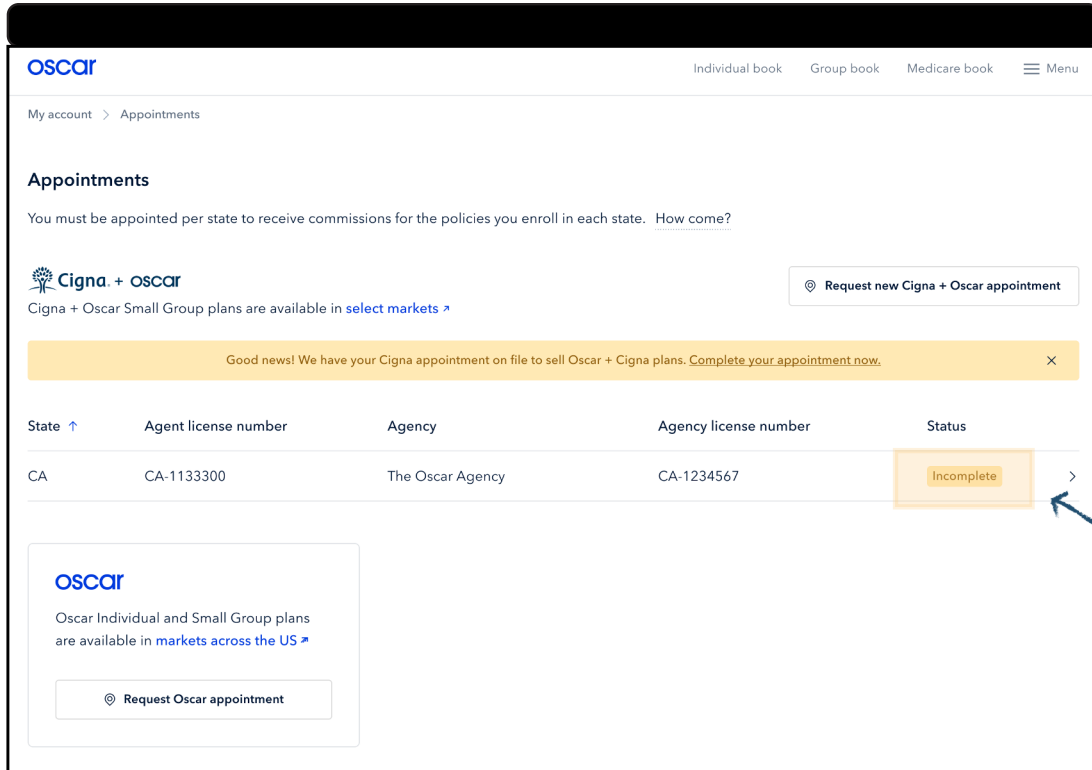


Not seeing your Cigna + Oscar appointment request?

- Your Cigna + Oscar appointment will be reflected in your Broker Portal account **only after** it has been approved.
- It can take up to 5-7 business days for your appointment data to be received from Cigna.

Instructions for if you are already appointed with Cigna in the state(s) you wish to sell Cigna + Oscar in (*continued from page 3*).

Step 3: If you are already appointed with Cigna, you should see your Cigna appointments listed on this page. Click on any "Incomplete" appointment to complete the Cigna + Oscar appointment process.



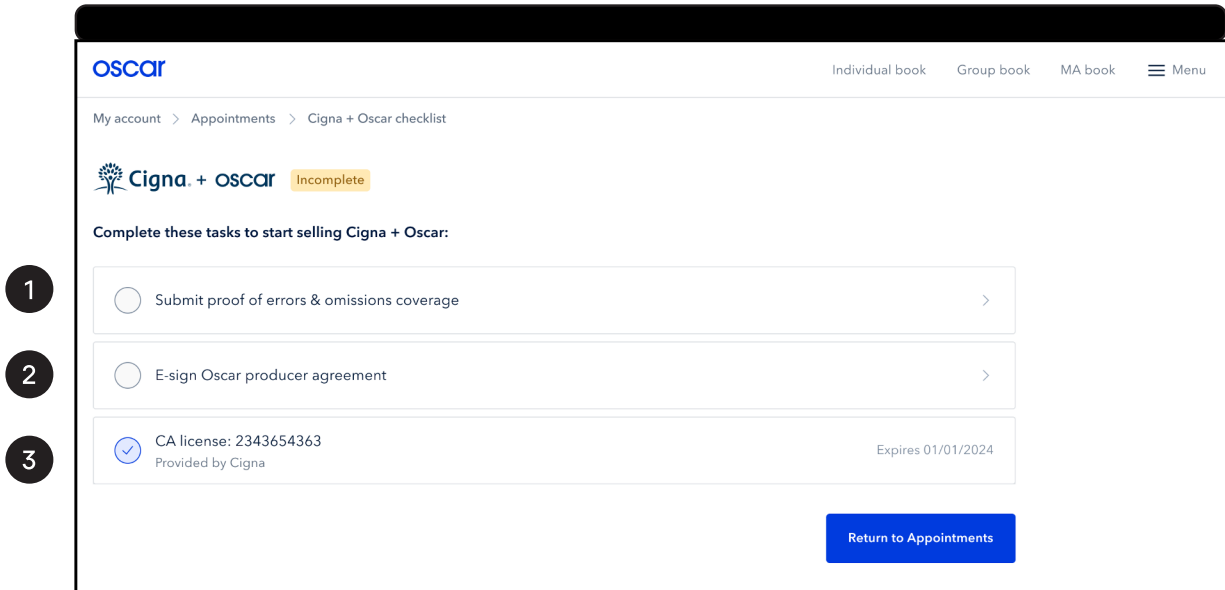
Not seeing your Cigna appointment?

- You'll only see your Cigna appointments here for the states that Cigna + Oscar plans are offered in. Visit hioscar.com/brokers/cigna to learn which states Cigna + Oscar is currently available in.
- If you've recently gotten appointed with Cigna, it can take up to 5-7 business days for your appointment data to be received from Cigna.

Cigna + Oscar coverage is insured by Cigna Health and Life Insurance Company. CA: benefits administered by Oscar Health Administrators. Other states: benefits administered by Mulberry Management Corporation. Rx benefits provided by Express Scripts, Inc. Cigna + Oscar health insurance contains exclusions and limitations. For complete details on product availability and coverage, please refer to your plan documents or contact a representative.

Step 4: Make sure all three (3) steps in the Cigna + Oscar Appointment Checklist are completed.

If any of these items are already checked off, that means you've already completed that action!

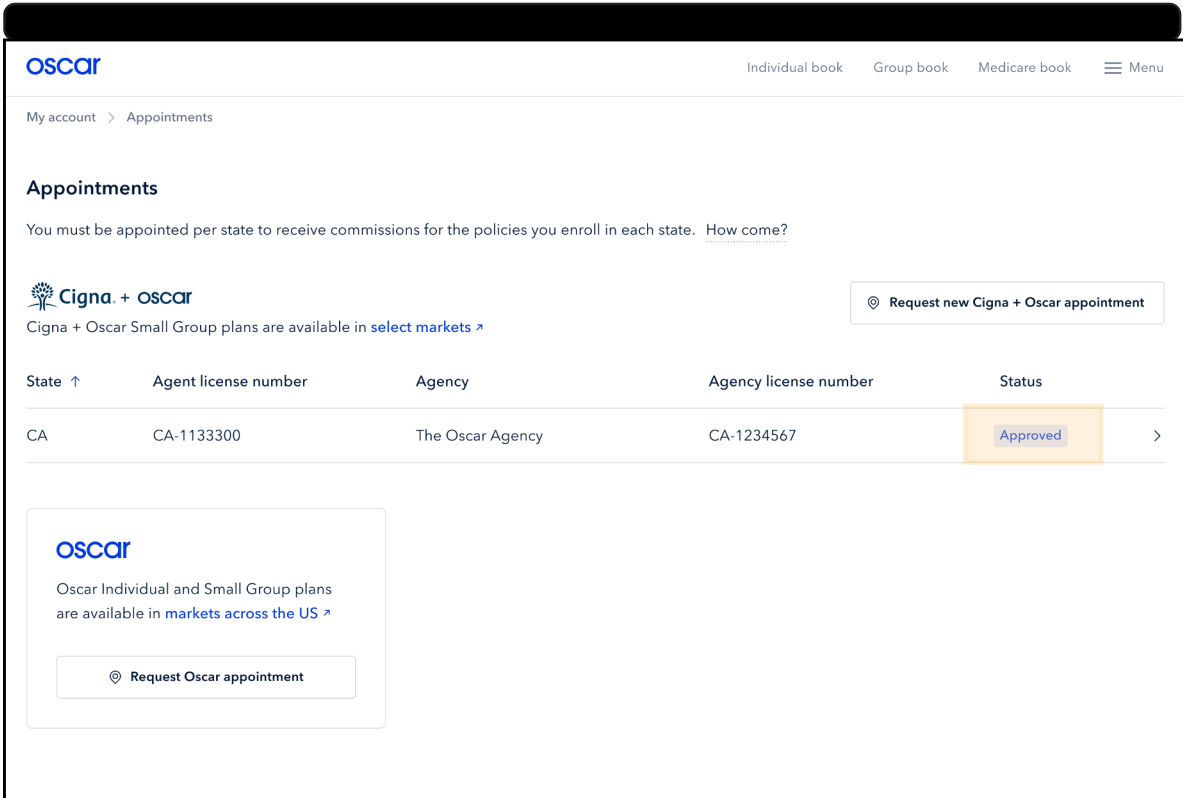


Click on the corresponding checklist item (shown above) to complete each required step:

1. Upload your proof of errors & omissions coverage document. We accept both PDF and image files.
2. Electronically sign the Oscar Producer Agreement.
 - a. You can access the signed producer agreement anytime from the “My account” page of your Broker Portal.
3. Since you’re already appointed with Cigna in the state you’re requesting a Cigna + Oscar appointment in, you’ll see your state license number confirmed here.
 - a. *Looking for a different state appointment?* Click the “Return to Appointments” button to either find another open appointment request OR to request a new appointment.

Once you have completed these steps, that's it!

You'll receive an email confirmation once your Cigna + Oscar appointment is approved.



The screenshot shows the Oscar website interface. At the top, there are navigation links for 'Individual book', 'Group book', and 'Medicare book', along with a 'Menu' icon. Below this is a breadcrumb trail: 'My account > Appointments'. The main heading is 'Appointments', followed by a note: 'You must be appointed per state to receive commissions for the policies you enroll in each state. [How come?](#)'

There are two main sections for requesting appointments:

- Cigna + oscar:** Includes a button 'Request new Cigna + Oscar appointment' and a note: 'Cigna + Oscar Small Group plans are available in [select markets](#)'.
- Oscar:** Includes a button 'Request Oscar appointment' and a note: 'Oscar Individual and Small Group plans are available in [markets across the US](#)'.

A table below lists appointment details:

State ↑	Agent license number	Agency	Agency license number	Status
CA	CA-1133300	The Oscar Agency	CA-1234567	Approved

Cigna + Oscar coverage is insured by Cigna Health and Life Insurance Company. CA: benefits administered by Oscar Health Administrators. Other states: benefits administered by Mulberry Management Corporation. Rx benefits provided by Express Scripts, Inc. Cigna + Oscar health insurance contains exclusions and limitations. For complete details on product availability and coverage, please refer to your plan documents or contact a representative.