

Patient Telehealth Appointment Instructions

If you are a CleanSlate patient, use these instructions to access ZOOM for your telehealth appointment.

To download and install the Zoom Application:

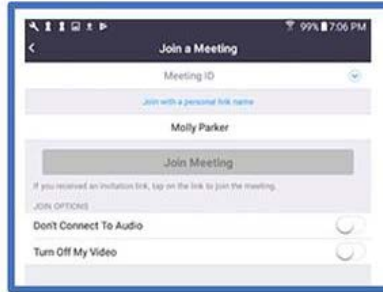
- Go to <https://zoom.us/download>
- **If on a phone:** this link will take you to the app store for a free download.
- **If on a computer:** From the Download Center, *click* on the **Download** button under “Zoom Client for Meetings”.
 - This application will automatically download when you start your first Zoom Meeting.
- Once the download is complete, *proceed* with **installing** the Zoom application onto your computer.

INSTRUCTIONS FOR ANDROID USERS

1. **Download the FREE app from the Google Play Store listed as ZOOM Cloud Meetings.**
2. **Open the Zoom Mobile app**
3. **Join a meeting using one of three methods below:**
 - a. Tap *Join a Meeting*, located on the bottom right hand side of the screen if you want to join without signing in.
 - b. Sign into Zoom with your account then tap *Join* icon.
 - c. *Click the Link* sent to you by your provider.



4. Enter the [meeting ID](#) number and your display name.
 - a. If you're signed in, change your name if you don't want your [default name](#) to appear
 - b. If you're not signed in, enter a display name
5. Select if you would like to connect audio and/or video and tap *Join Meeting*:



To Avoid Cellular Charges Please ensure you are connected to Wi-Fi
 If you don't have access to Free Wi-Fi or Internet, here are some community partners currently providing various FREE Internet Service.

Xfinity ● Comcast ● AT&T ● Spectrum

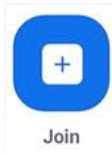
Xfinity: 855-846-8376 AT&T: 888-888-7520 Spectrum: 844-488-8395

INSTRUCTIONS FOR iPhone (iOS) USERS

1. Download the FREE app from the App Store listed as ZOOM Cloud Meetings.
2. Open Zoom Mobile app.
3. Join a meeting using one of three methods below:
 - a. Tap *Join a Meeting*, located on the bottom of the screen if you want to join without signing in.
 - b. Sign into Zoom with your account then tap *Join* icon.
 - c. *Click the Link* sent to you by your provider.

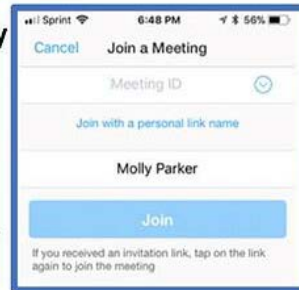


ZOOM Cloud Meetings
 Most Popular
 Zoom
 #1 in Business
 4.9 (4.5M) 4.1 (1.1M)
 Free



4. Enter the meeting ID number and your display name.

- a. If you're signed in, change your name if you don't want your default name to appear.
- b. If you're not signed in, enter a display Name.



5. Select if you would like to connect audio and/or video and tap *Join Meeting*:

***To Avoid Cellular Charges* Please ensure you are connected to Wi-Fi**

If you don't have access to Free Wi-Fi or Internet, here are some community partners currently providing various FREE Internet Service.

Xfinity ● Comcast ● AT&T ● Spectrum

Xfinity: 855-846-8376 AT&T: 888-888-7520 Spectrum: 844-488-8395

- [Download iOS \(iPhone\) and Android instructions - English](#)
- [Download iOS\(iPhone\) and Android instructions - Spanish](#)