



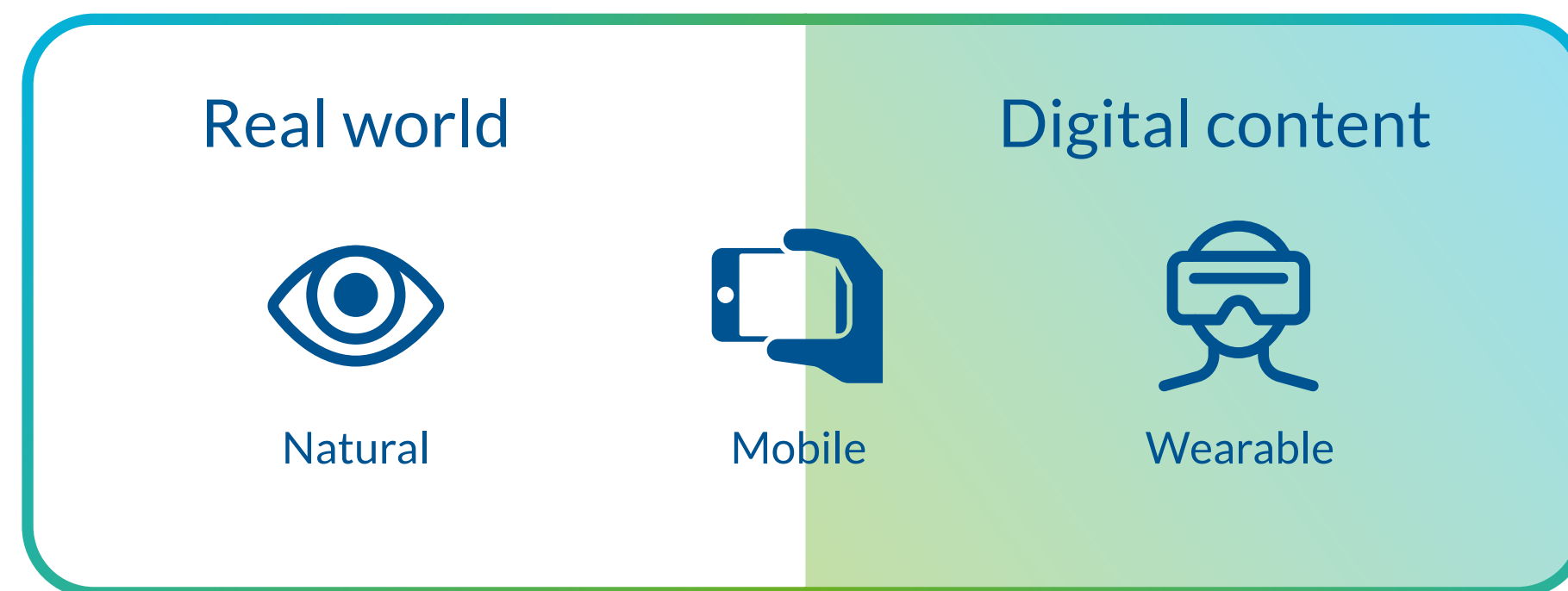
IvoSmile®

First Augmented Reality
Software in Dentistry



Augmented Reality

Augmented Reality (AR) uses the existing environment and overlays new information on the top of it unlike Virtual Reality VR), which creates a totally artificial environment.



Physical reality → Augmented reality → Virtual reality

Examples of AR:



Check out virtual furniture in your living room

[IKEA mobile App](#)



Display additional navigation information

[Google Glasses](#)



Additional information about complex machines & systems

IvoSmile – Where beautiful smiles begin

Emotional Communication & Consulting Software for dental professionals based on AR Technology to show patients the potential of a new smile in the run up of an esthetic treatment and which generates more business!



Key values:

1 Ideal consultation with patients:

- ✓ Virtual mirror for your dialogue with your patients
- ✓ 3D visualization with live images

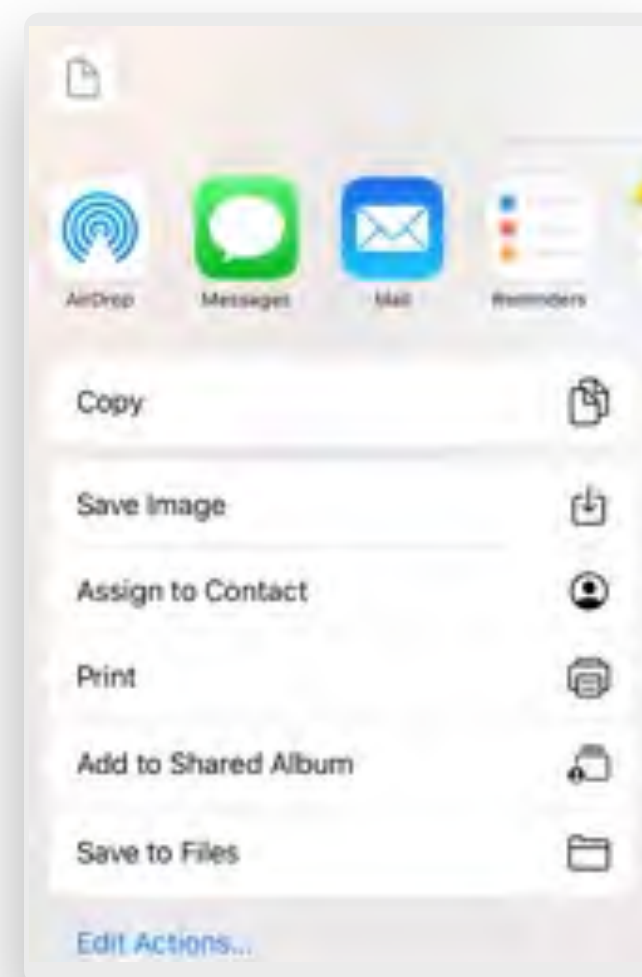
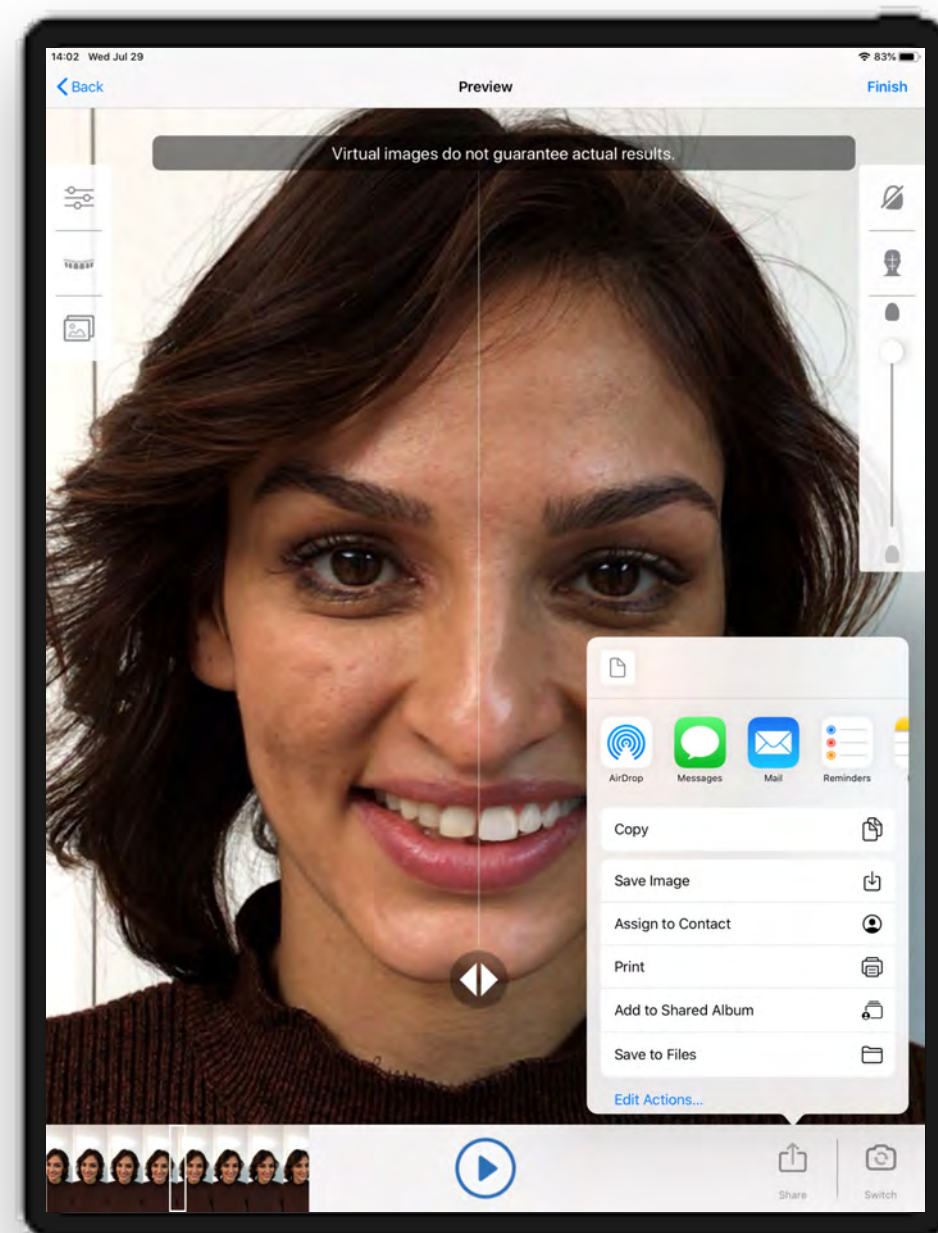
2 Improved communication:

- ✓ Enhanced patient motivation, easier treatment decision-making
- ✓ Simplified communication between practice and laboratory

3 Reduce expenditure:

- ✓ CAD integration into the 3Shape Dental System (IvoSmile add-on)
- ✓ Clearly defined treatment goal – fewer misunderstandings and disagreements
- ✓ Straightforward photo import of patient images

IvoSmile - Sharing of Pictures & Projects



Patient
Dentist
Dental technician

- Share pictures of the visualization via email or social media with patients, dentists or dental technicians
- Share Complete Projects with other IvoSmile Users (dentist, technicians)
- Improve communication, exchange ideas, make new design proposals,...
- Import pictures of the visualization in your CAD Software
- Use pictures as templates for the fabrication of a mock up
- Use pictures of silhouette mode to better align with the jaw scan

CAD-Integration in 3Shape Dental System

Consult – Dentist

Desing - Dental Lab

- 1 Excite your patient with IvoSmile**
– show potential esthetic treatment options
live in 3D on the patient



optional: file sharing
programs e.g. Dropbox

- 2 Send images of the patient**
– including treatment proposal to 3Shape Dental System

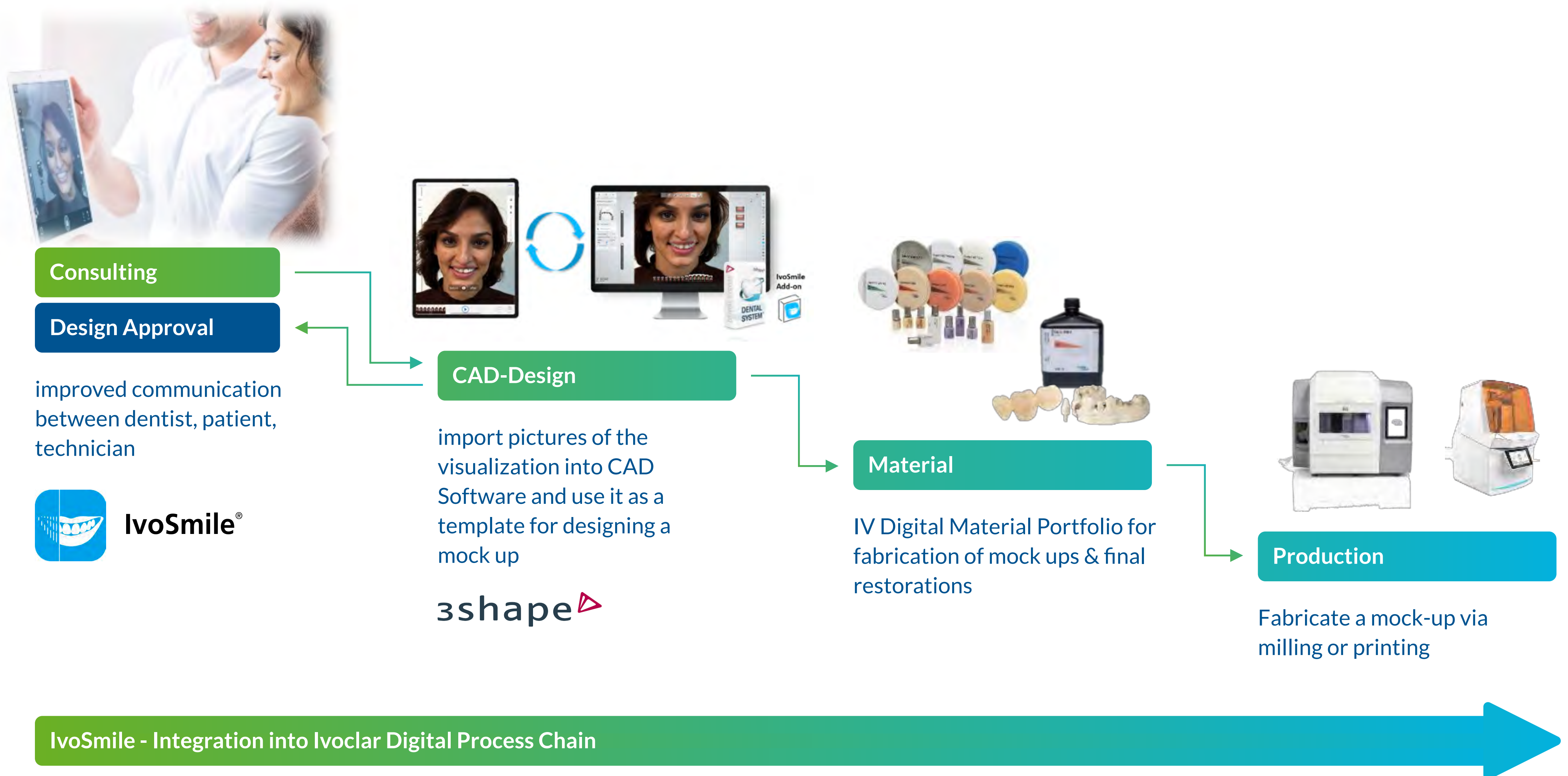


- 4 Design approval in IvoSmile**
– send finalized CAD design
back to IvoSmile for approval

- 3 Design in Dental System**
– CAD design based on IvoSmile treatment proposal and images

- IvoSmile® is directly linked to 3Shape Dental System 2020 - "IvoSmile Add-on" is needed
- CAD-Integration in 3Shape Dental System "IvoSmile Add-on" is currently not available in the USA & China

IvoSmile – Integration into Ivoclar Digital Process Chain



Support – Contact

- Customer support is generally free of charge
- Supporting information can be found on the landing page or product website: Information, FAQ, Video Tutorial, Feature Video
- Digital after sales service (DASS) customer support via telephone or email



Country	Language	Phone	E-mail	
Europe	DE, EN	+800 7000 7080 (toll free) +49 7231 3705 400	german:	cadcamsupport.de@ivoclarvivadent.com
			english:	cadcamsupport@ivoclarvivadent.com
			french:	cadcamsupport.fr@ivoclarvivadent.com
			italian:	cadcamsupport.it@ivoclarvivadent.com
			spanish:	cadcamsupport.es@ivoclarvivadent.com

Introduction and Launch

- IvoSmile has been available since March 2019 (IDS).
- IvoSmile is downloaded from the App Store of the respective country.



Platform & Payment

Distribution platform:

Apple App Store

Payment:

30 days free trial (non binding test phase). Monthly or annual fee Store

Technical Information:

Dedicated Device: iPad (with 64bit CPU);

Operating System: iOS 11 and higher (Apple)

