

# **Avaliação Stricto Sensu**

## **Biomedicina Translacional**

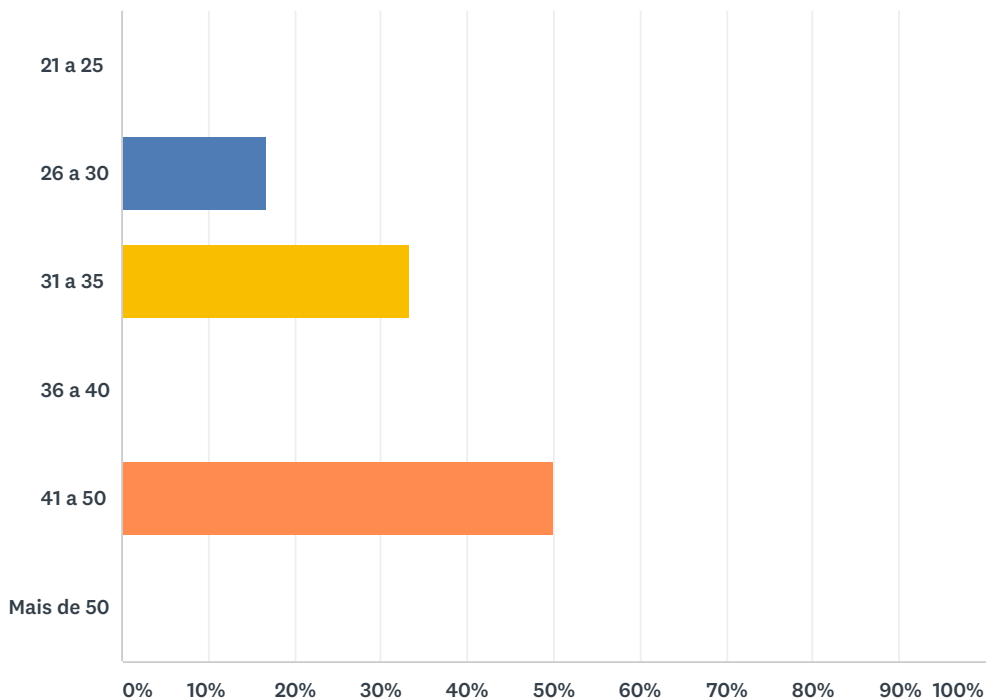
### **Doutorado**

#### **2018**



## Q1 Faixa Etária

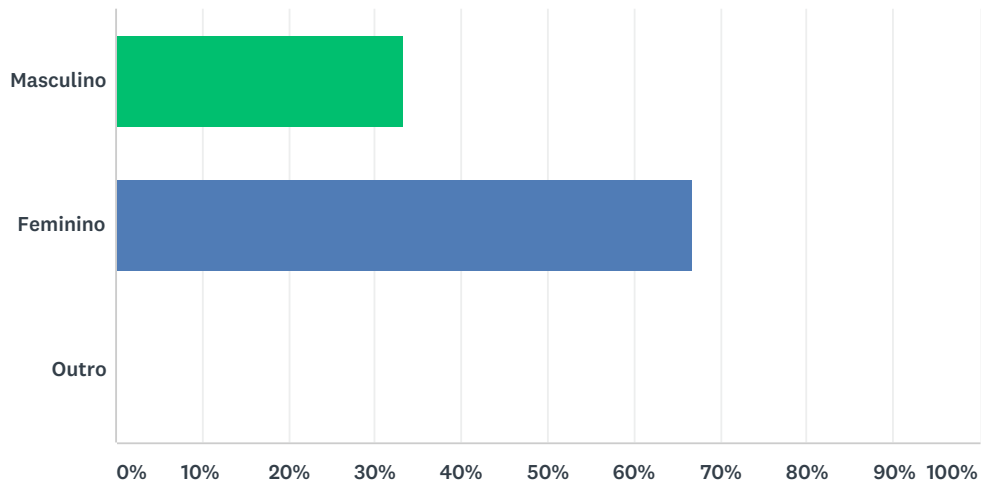
Answered: 6 Skipped: 0



ANSWER CHOICES	RESPONSES	
21 a 25	0.00%	0
26 a 30	16.67%	1
31 a 35	33.33%	2
36 a 40	0.00%	0
41 a 50	50.00%	3
Mais de 50	0.00%	0
<b>TOTAL</b>		<b>6</b>

## Q2 Gênero

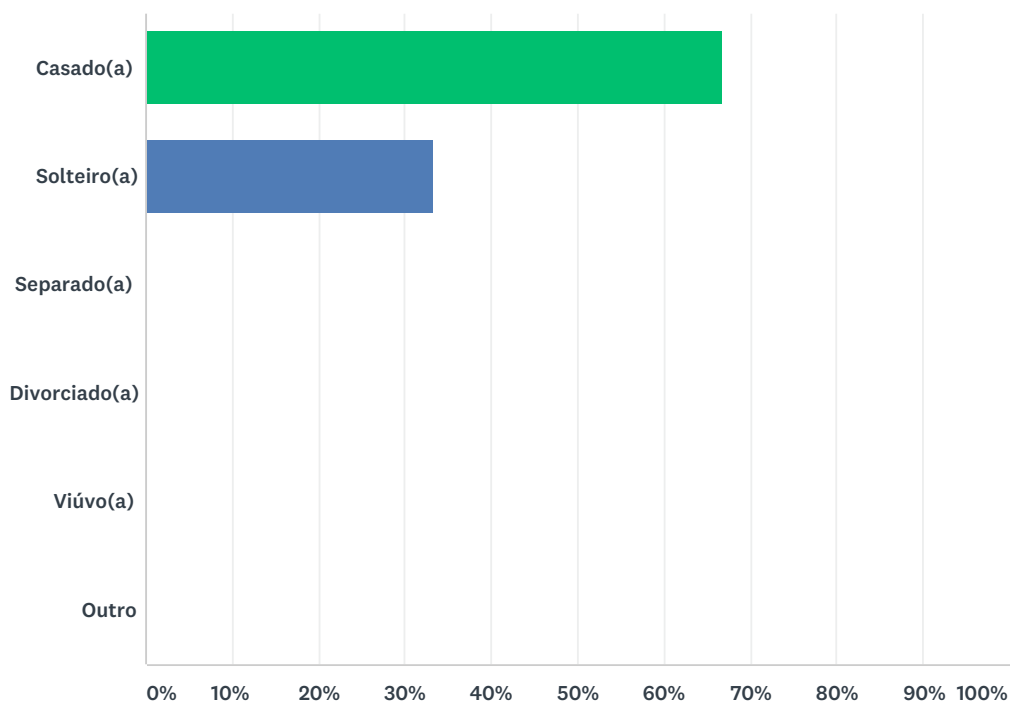
Answered: 6 Skipped: 0



ANSWER CHOICES	RESPONSES	
Masculino	33.33%	2
Feminino	66.67%	4
Outro	0.00%	0
<b>TOTAL</b>		<b>6</b>

### Q3 Estado Civil

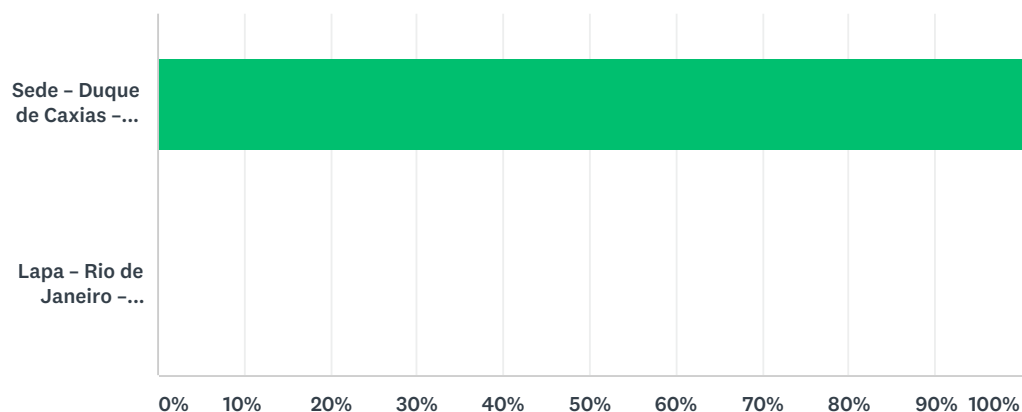
Answered: 6 Skipped: 0



ANSWER CHOICES	RESPONSES
Casado(a)	66.67% 4
Solteiro(a)	33.33% 2
Separado(a)	0.00% 0
Divorciado(a)	0.00% 0
Viúvo(a)	0.00% 0
Outro	0.00% 0
<b>TOTAL</b>	<b>6</b>

## Q4 Unidade em que estuda

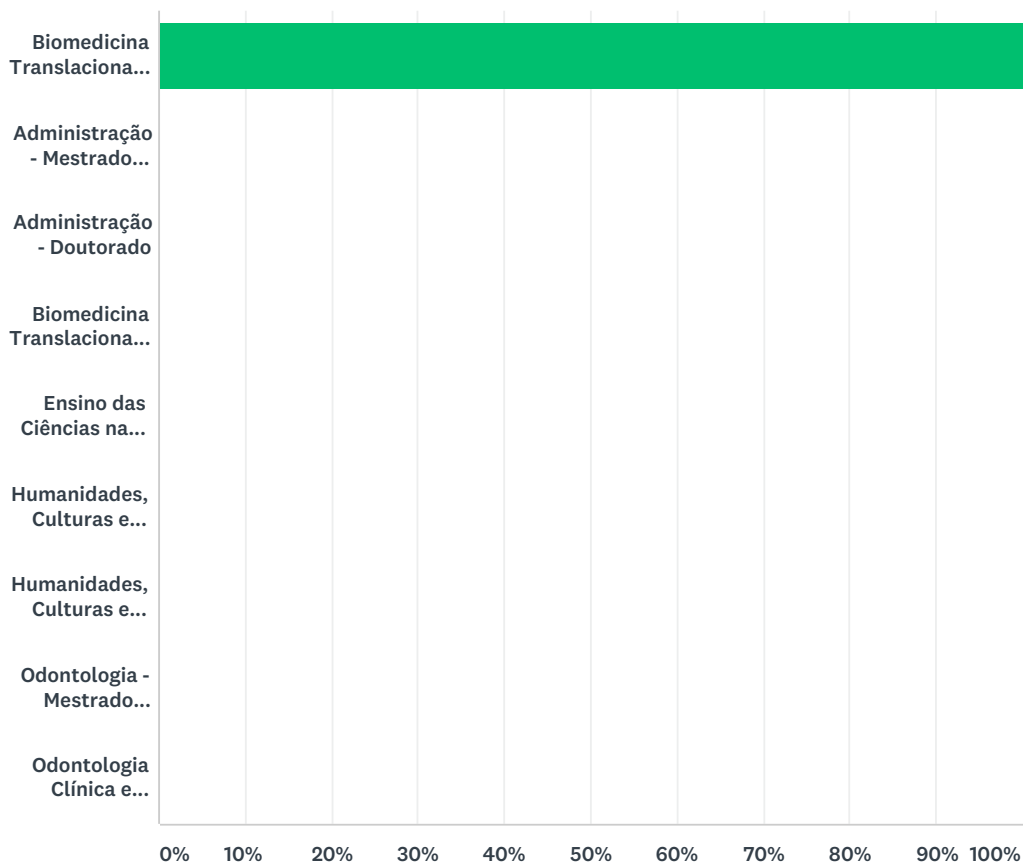
Answered: 6 Skipped: 0



ANSWER CHOICES	RESPONSES	
Sede – Duque de Caxias – Campus I	100.00%	6
Lapa – Rio de Janeiro – Campus II	0.00%	0
<b>TOTAL</b>		<b>6</b>

## Q5 Curso que frequenta

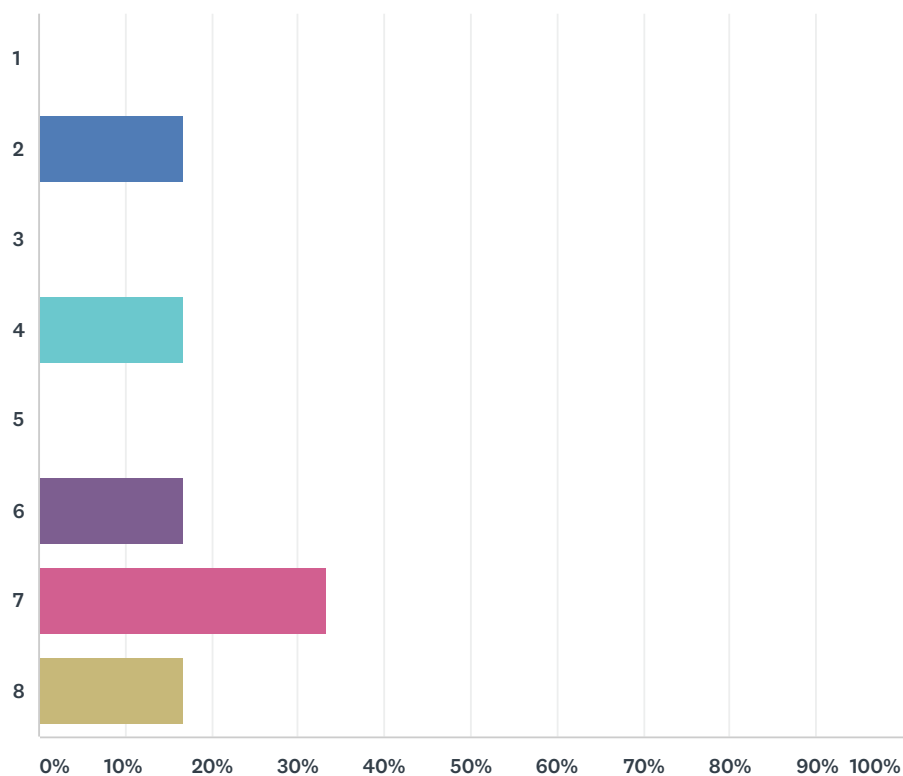
Answered: 6 Skipped: 0



ANSWER CHOICES	RESPONSES	
Biomedicina Translacional - Doutorado	100.00%	6
Administração - Mestrado Acadêmico	0.00%	0
Administração - Doutorado	0.00%	0
Biomedicina Translacional - Mestrado Acadêmico	0.00%	0
Ensino das Ciências na Educação Básica - Mestrado Profissional	0.00%	0
Humanidades, Culturas e Artes - Mestrado Acadêmico	0.00%	0
Humanidades, Culturas e Artes - Doutorado	0.00%	0
Odontologia - Mestrado Profissional	0.00%	0
Odontologia Clínica e Experimental - Doutorado	0.00%	0
<b>TOTAL</b>		<b>6</b>

## Q6 Período letivo

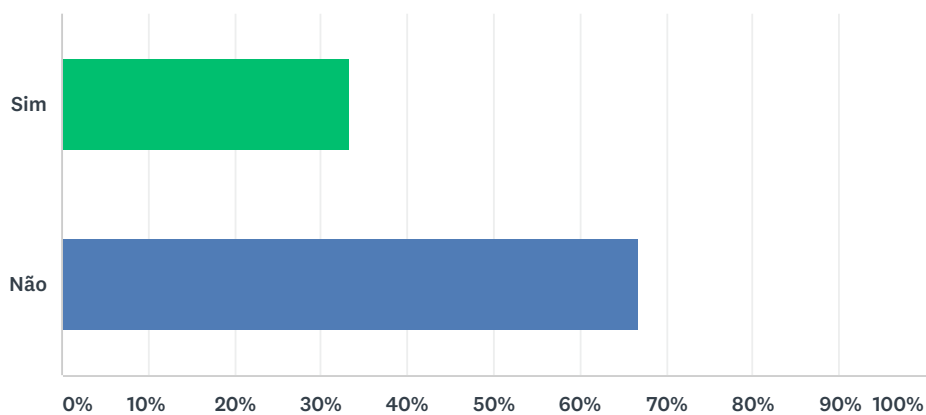
Answered: 6 Skipped: 0



ANSWER CHOICES	RESPONSES	
1	0.00%	0
2	16.67%	1
3	0.00%	0
4	16.67%	1
5	0.00%	0
6	16.67%	1
7	33.33%	2
8	16.67%	1
<b>TOTAL</b>		<b>6</b>

### Q7 Possui atividade remunerada? (exceto bolsa-auxílio)

Answered: 6 Skipped: 0

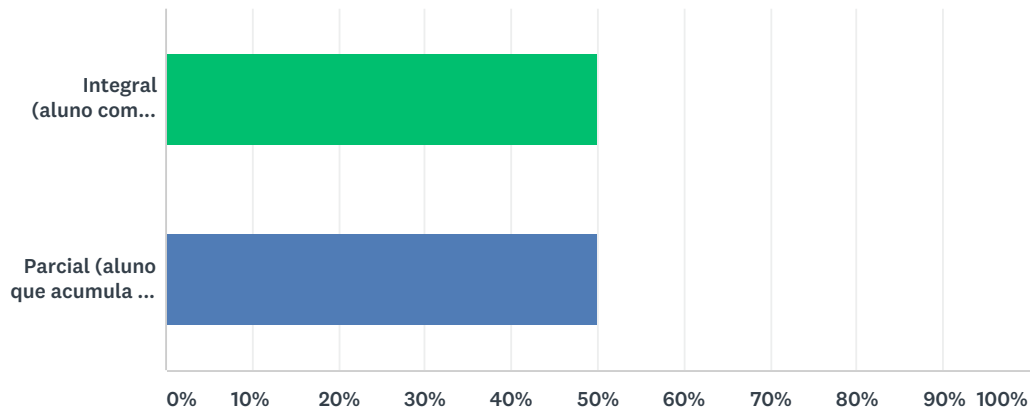


ANSWER CHOICES	RESPONSES	
Sim	33.33%	2
Não	66.67%	4
TOTAL		6



## Q8 Regime de dedicação ao Programa de Pós-graduação

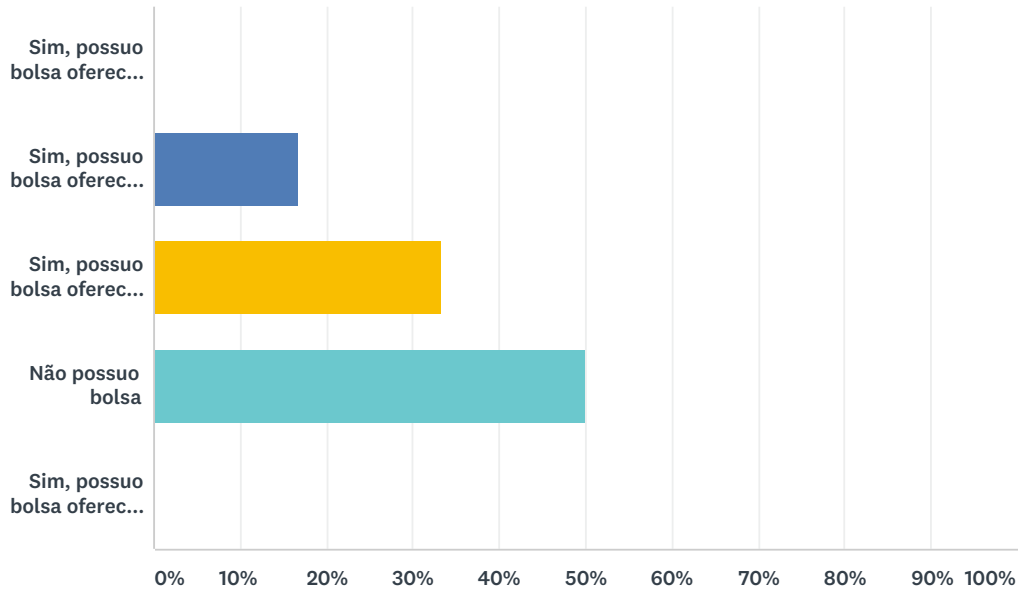
Answered: 6 Skipped: 0



ANSWER CHOICES	RESPONSES	
Integral (aluno com dedicação de um mínimo de 40 horas semanais ao Programa/Tese/Dissertação, cursando um mínimo de 10 créditos por semestre)	50.00%	3
Parcial (aluno que acumula os estudos com atividades profissionais, com uma carga horária mínima de 18 horas semanais, cursar no mínimo 06 créditos por semestre e custear seus estudos com recursos próprios)	50.00%	3
<b>TOTAL</b>		<b>6</b>

## Q9 Possui algum tipo de bolsa-auxílio para os estudos?

Answered: 6 Skipped: 0

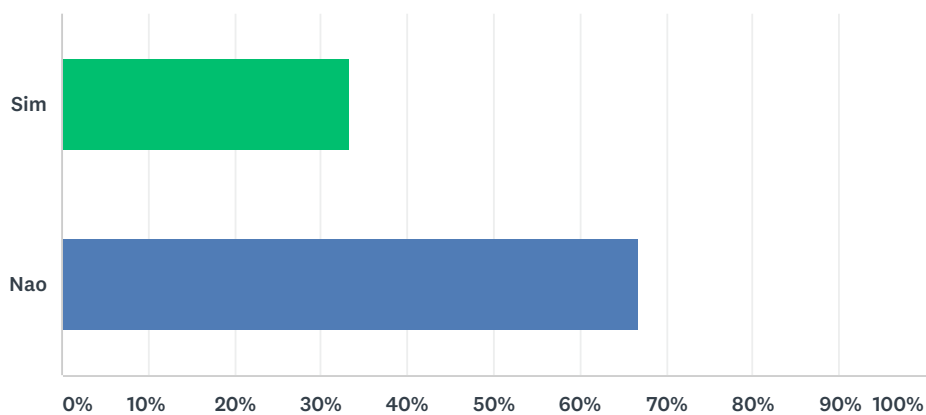


ANSWER CHOICES	RESPONSES	
Sim, possuo bolsa oferecida pela própria universidade	0.00%	0
Sim, possuo bolsa oferecida pela CAPES	16.67%	1
Sim, possuo bolsa oferecida pela FAPERJ	33.33%	2
Não possuo bolsa	50.00%	3
Sim, possuo bolsa oferecida por outra entidade (nome ou sigla)	0.00%	0
<b>TOTAL</b>		<b>6</b>

#	SIM, POSSUO BOLSA OFERECIDA POR OUTRA ENTIDADE (NOME OU SIGLA)	DATE
There are no responses.		

## Q10 É ex-aluno?

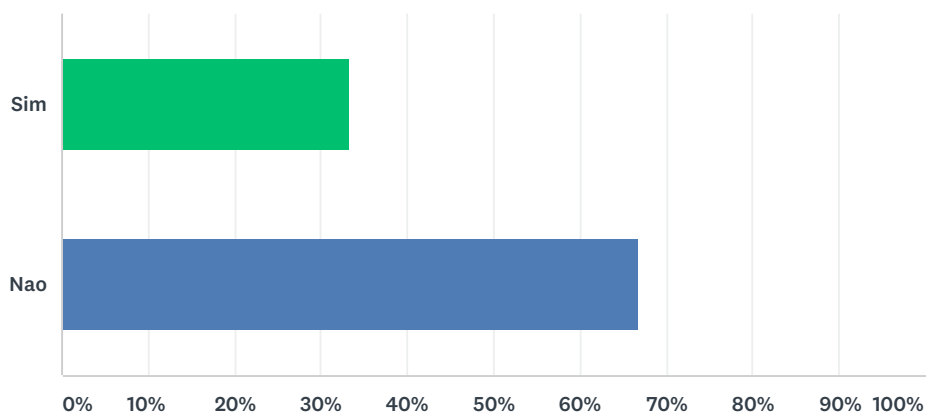
Answered: 6 Skipped: 0



ANSWER CHOICES	RESPONSES	
Sim	33.33%	2
Nao	66.67%	4
TOTAL		6

## Q11 É funcionário/professor da UNIGRANRIO?

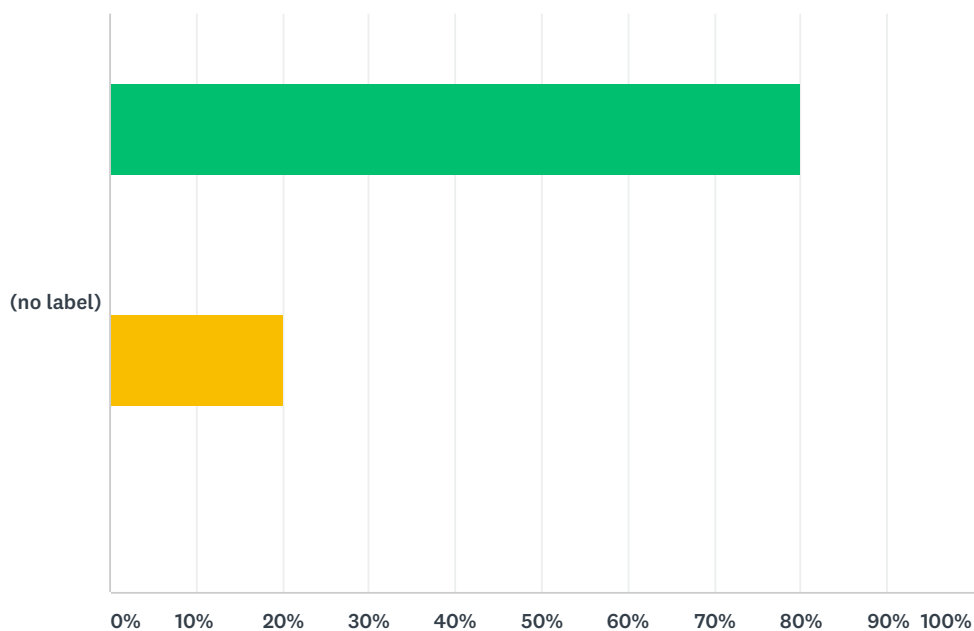
Answered: 6 Skipped: 0



ANSWER CHOICES	RESPONSES	
Sim	33.33%	2
Nao	66.67%	4
TOTAL		6

## Q12 Processo Seletivo

Answered: 5 Skipped: 1

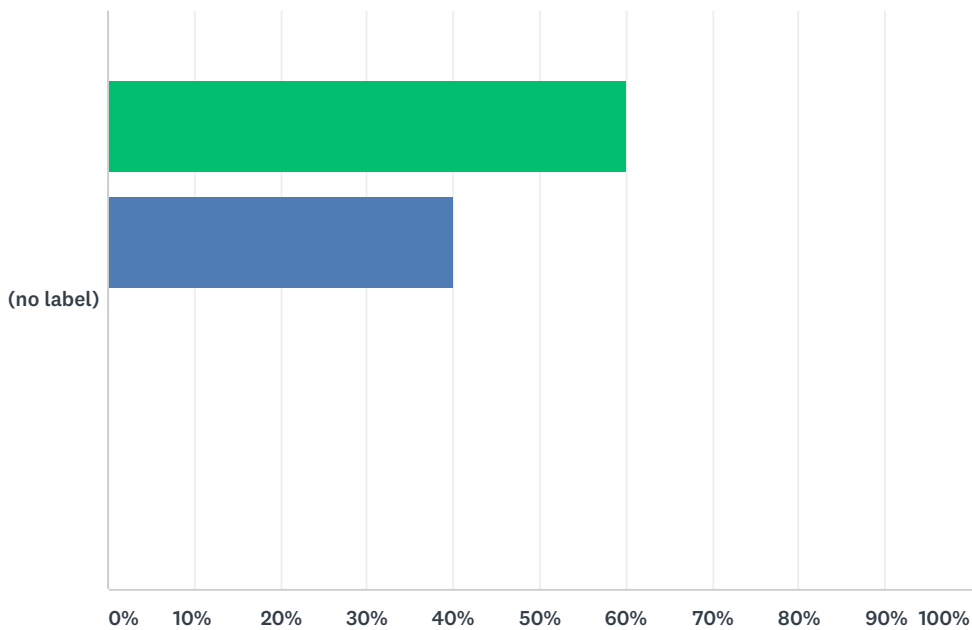


4 3 2 1

	4	3	2	1	TOTAL	WEIGHTED AVERAGE
(no label)	80.00%	0.00%	20.00%	0.00%	5	3.60
	4	0	1	0		

### Q13 Grade Curricular

Answered: 5 Skipped: 1

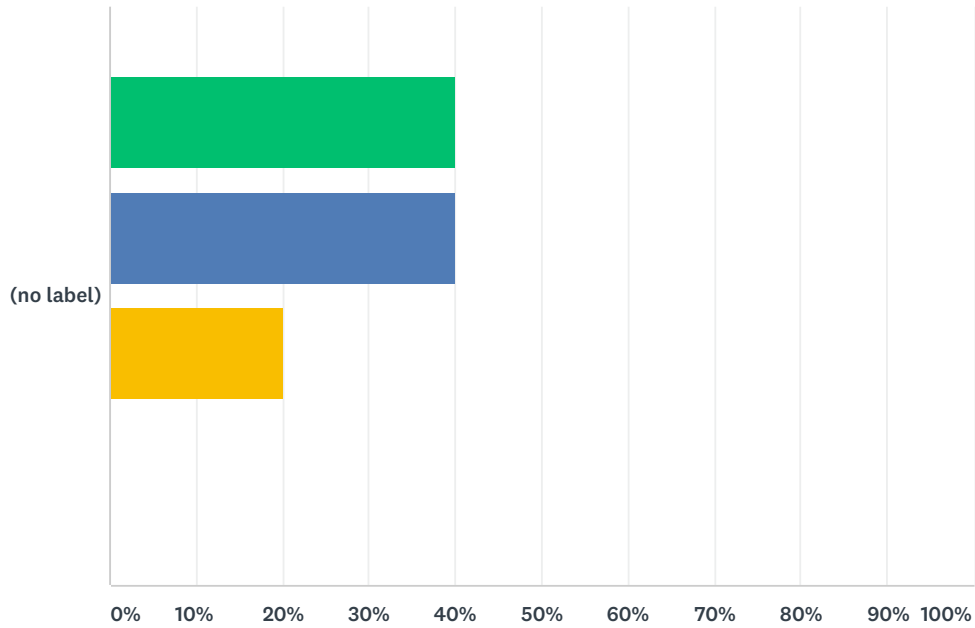


4 3 2 1

	4	3	2	1	TOTAL	WEIGHTED AVERAGE
(no label)	60.00%	40.00%	0.00%	0.00%	5	3.60
	3	2	0	0		

### Q14 Disciplinas obrigatórias

Answered: 5 Skipped: 1

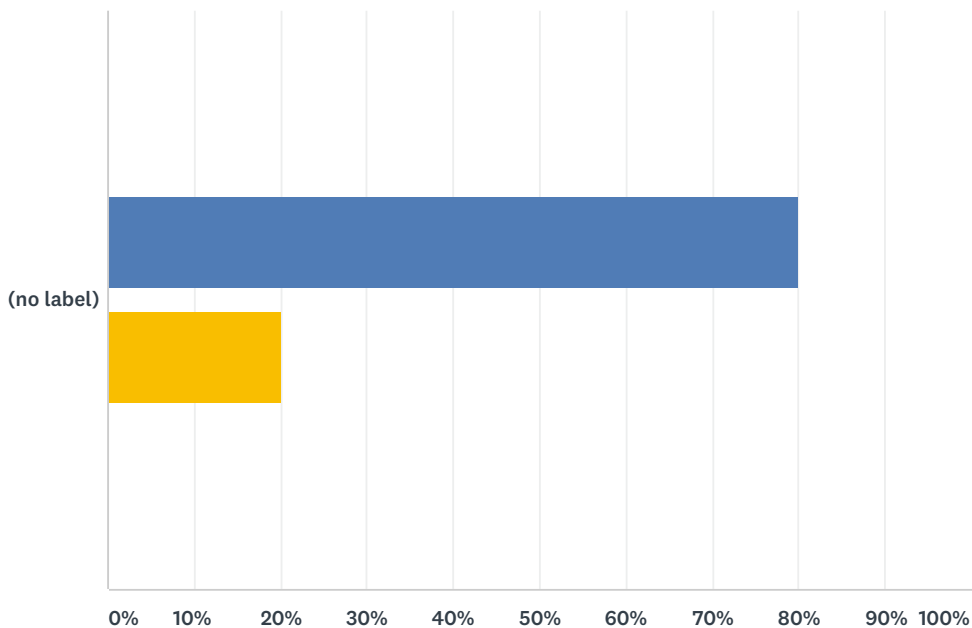


4 3 2 1

	4	3	2	1	TOTAL	WEIGHTED AVERAGE
(no label)	40.00%	40.00%	20.00%	0.00%	5	3.20
	2	2	1	0		

## Q15 Disciplinas eletivas

Answered: 5 Skipped: 1



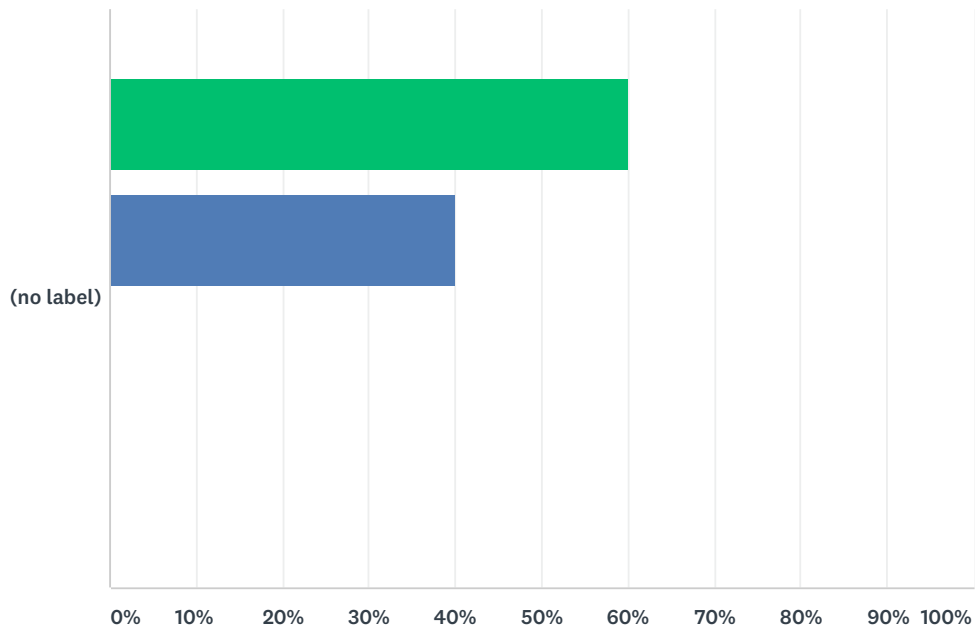
■ 4   
 ■ 3   
 ■ 2   
 ■ 1

	4	3	2	1	TOTAL	WEIGHTED AVERAGE
(no label)	0.00%	80.00%	20.00%	0.00%	5	2.80
	0	4	1	0		



## Q16 Aulas, Seminários, Clube de Revistas, Leituras de Texto e Atividades Interativas.

Answered: 5 Skipped: 1

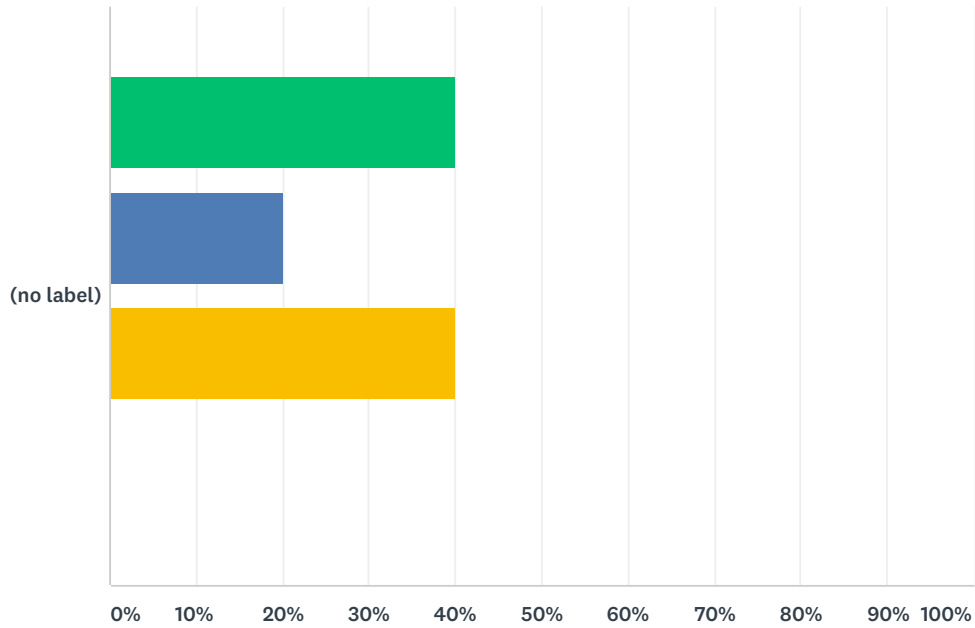


4 3 2 1

	4	3	2	1	TOTAL	WEIGHTED AVERAGE
(no label)	60.00%	40.00%	0.00%	0.00%	5	3.60
	3	2	0	0		

### Q17 Motivação à participação em eventos acadêmicos e científicos

Answered: 5 Skipped: 1

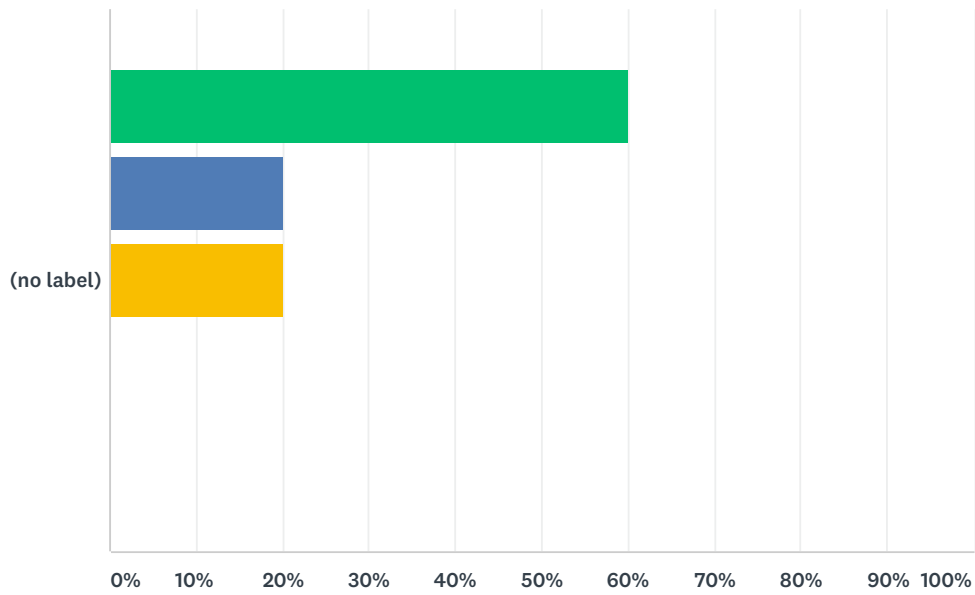


4 3 2 1

	4	3	2	1	TOTAL	WEIGHTED AVERAGE
(no label)	40.00%	20.00%	40.00%	0.00%	5	3.00
	2	1	2	0		

### Q18 Acesso aos documentos acadêmicos (extrato acadêmico, certificados, declarações)

Answered: 5 Skipped: 1

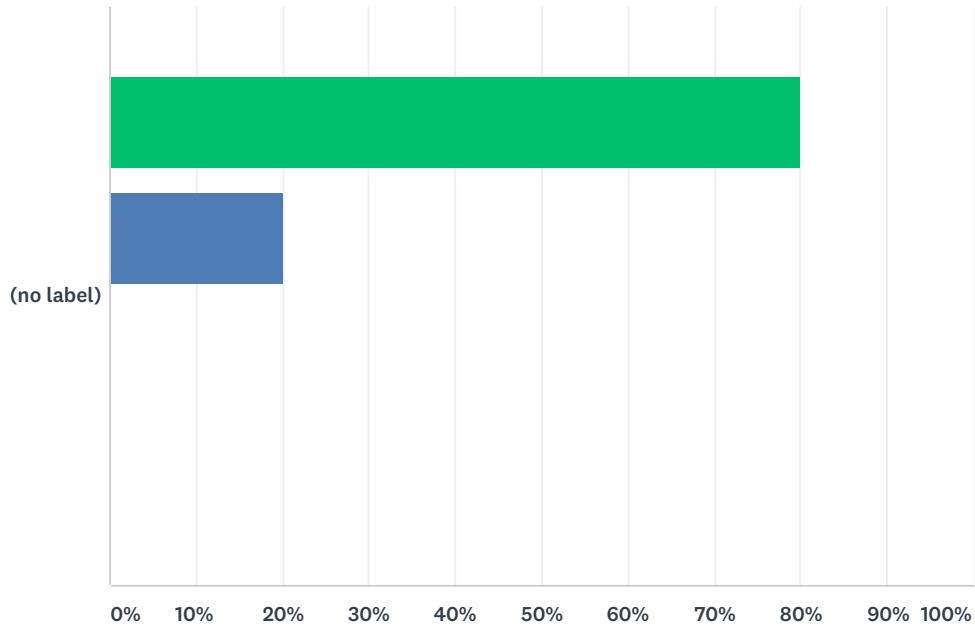


■ 4   
 ■ 3   
 ■ 2   
 ■ 1   
 ■ Não se Aplica

	4	3	2	1	NÃO SE APLICA	TOTAL	WEIGHTED AVERAGE
(no label)	60.00%	20.00%	20.00%	0.00%	0.00%	5	3.40
	3	1	1	0	0		

## Q19 Integração com o (a) Orientador (a)

Answered: 5 Skipped: 1

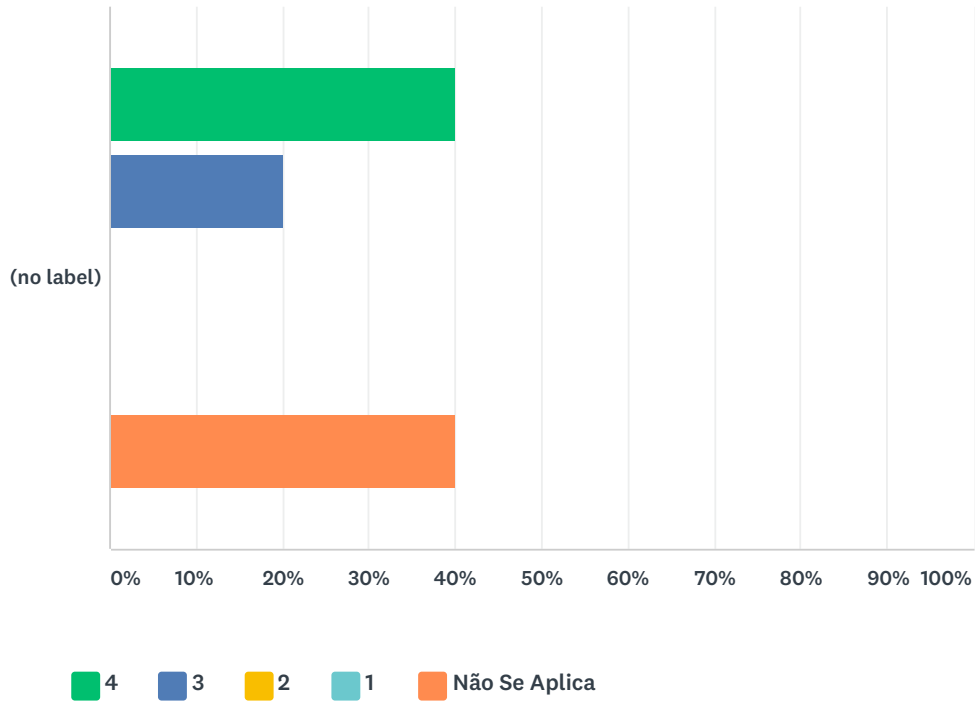


■ 4   
 ■ 3   
 ■ 2   
 ■ 1

	4	3	2	1	TOTAL	WEIGHTED AVERAGE
(no label)	80.00%	20.00%	0.00%	0.00%	5	3.80
	4	1	0	0		

## Q20 Integração com o (a) Co-Orientador (a)

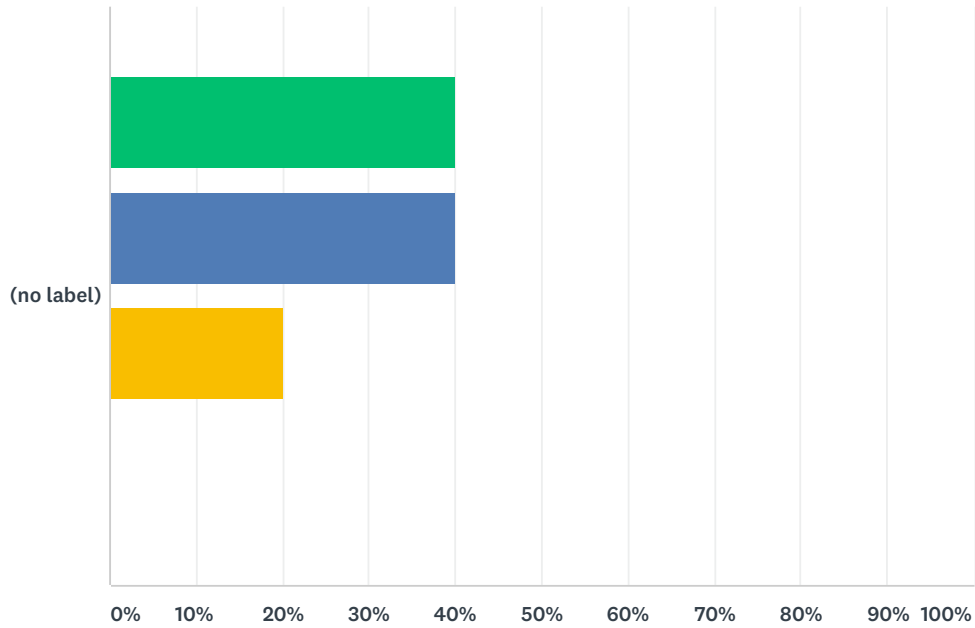
Answered: 5 Skipped: 1



	4	3	2	1	NÃO SE APLICA	TOTAL	WEIGHTED AVERAGE
(no label)	40.00%	20.00%	0.00%	0.00%	40.00%	5	3.67
	2	1	0	0	2		

## Q21 Motivação à publicação com professores

Answered: 5 Skipped: 1

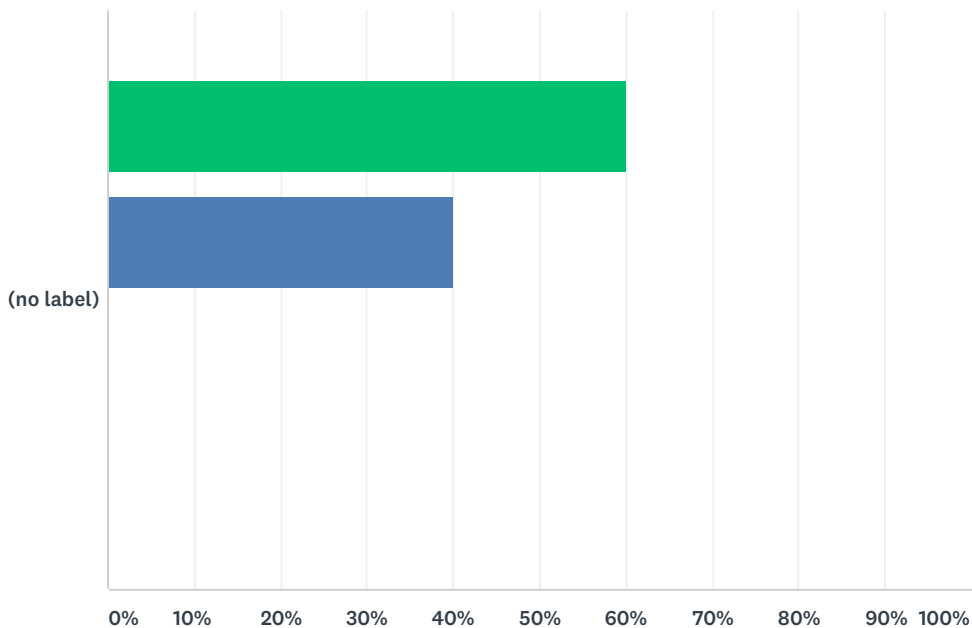


■ 4   
 ■ 3   
 ■ 2   
 ■ 1

	4	3	2	1	TOTAL	WEIGHTED AVERAGE
(no label)	40.00%	40.00%	20.00%	0.00%	5	3.20
	2	2	1	0		

## Q22 Com o Corpo Docente - Pontualidade

Answered: 5 Skipped: 1

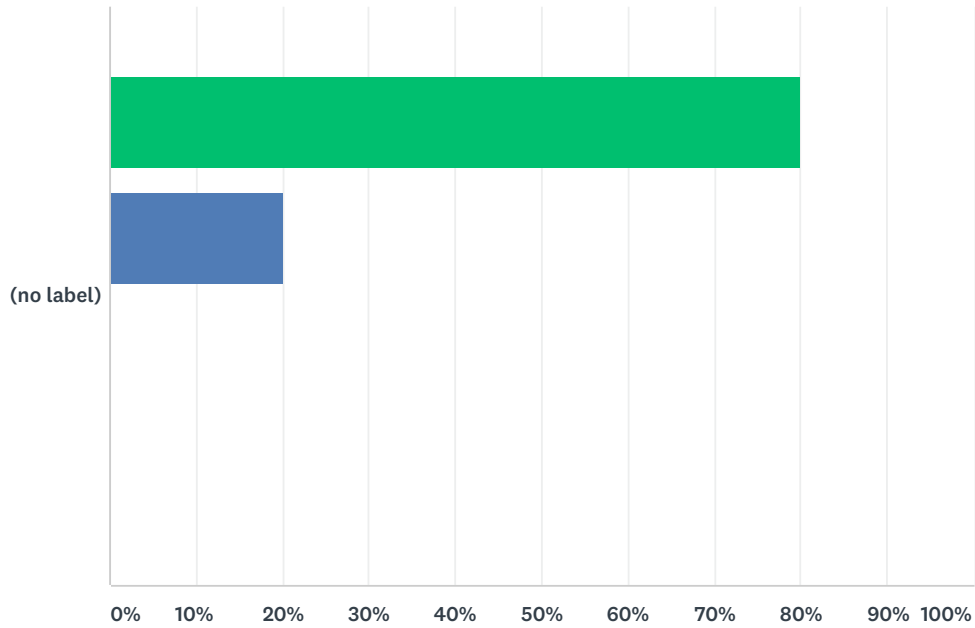


4 3 2 1

	4	3	2	1	TOTAL	WEIGHTED AVERAGE
(no label)	60.00%	40.00%	0.00%	0.00%	5	3.60
	3	2	0	0		

## Q23 Com o Corpo Docente - Assiduidade

Answered: 5 Skipped: 1



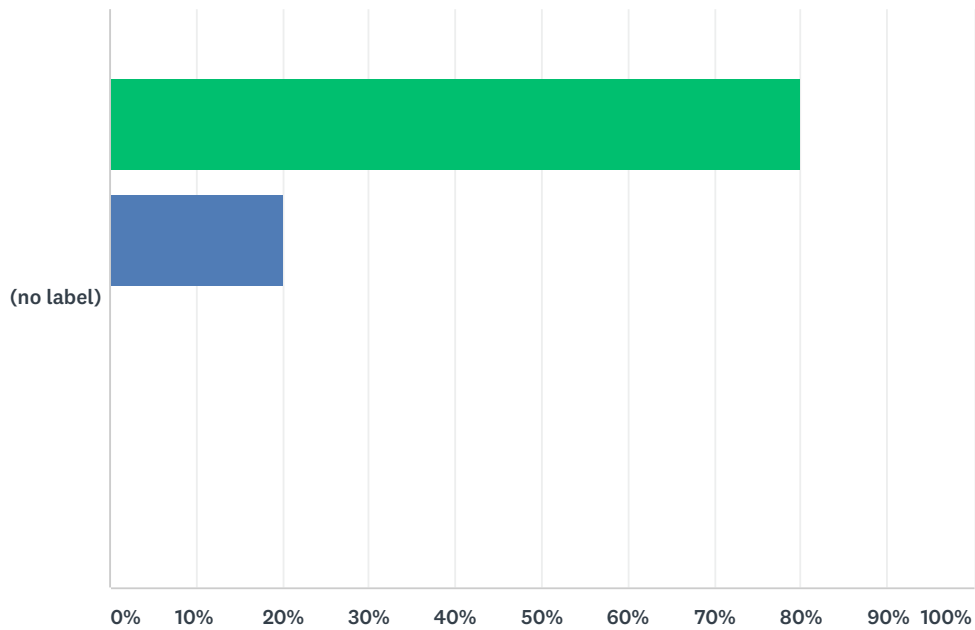
4 3 2 1

	4	3	2	1	TOTAL	WEIGHTED AVERAGE
(no label)	80.00%	20.00%	0.00%	0.00%	5	3.80
	4	1	0	0		



## Q24 Com o Corpo Docente - Disponibilidade para atendimento/Dúvidas/Solução de problema

Answered: 5 Skipped: 1

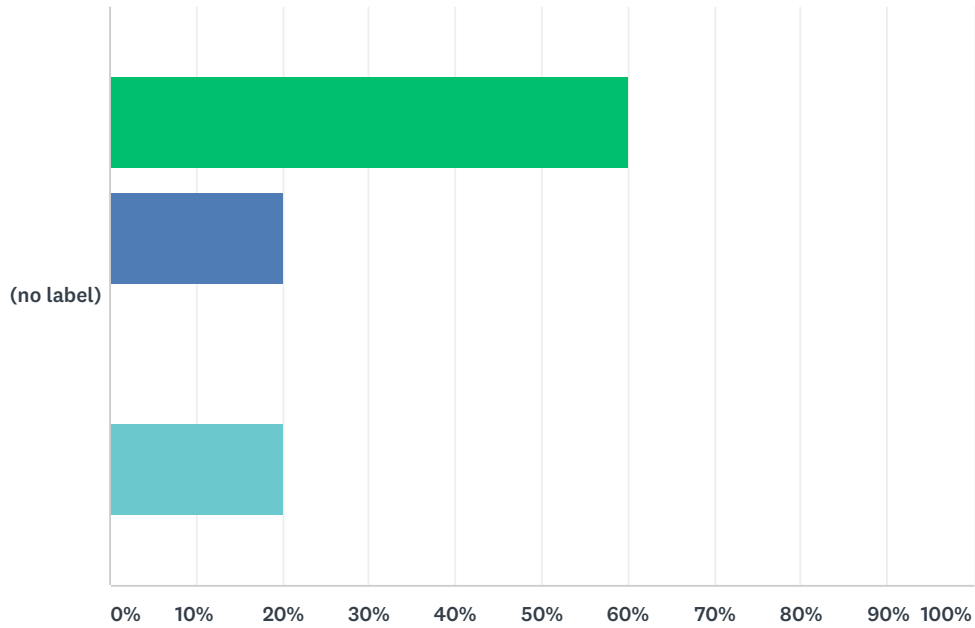


4 3 2 1

	4	3	2	1	TOTAL	WEIGHTED AVERAGE
(no label)	80.00%	20.00%	0.00%	0.00%	5	3.80
	4	1	0	0		

## Q25 Com o UniAtendimento

Answered: 5 Skipped: 1

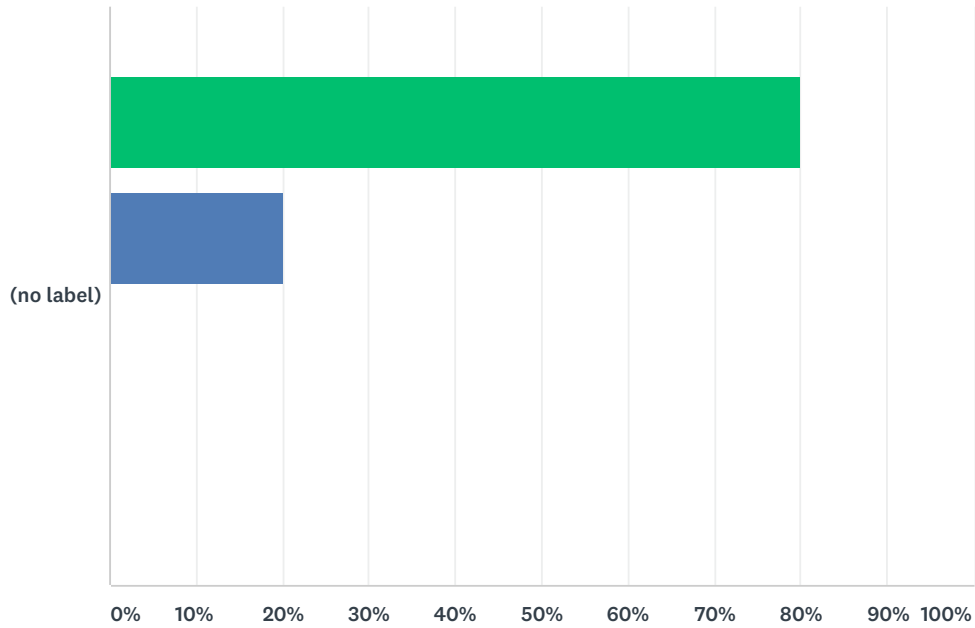


■ 4   
 ■ 3   
 ■ 2   
 ■ 1

	4	3	2	1	TOTAL	WEIGHTED AVERAGE
(no label)	60.00%	20.00%	0.00%	20.00%	5	3.20
	3	1	0	1		

## Q26 Com a Secretaria do Programa

Answered: 5 Skipped: 1

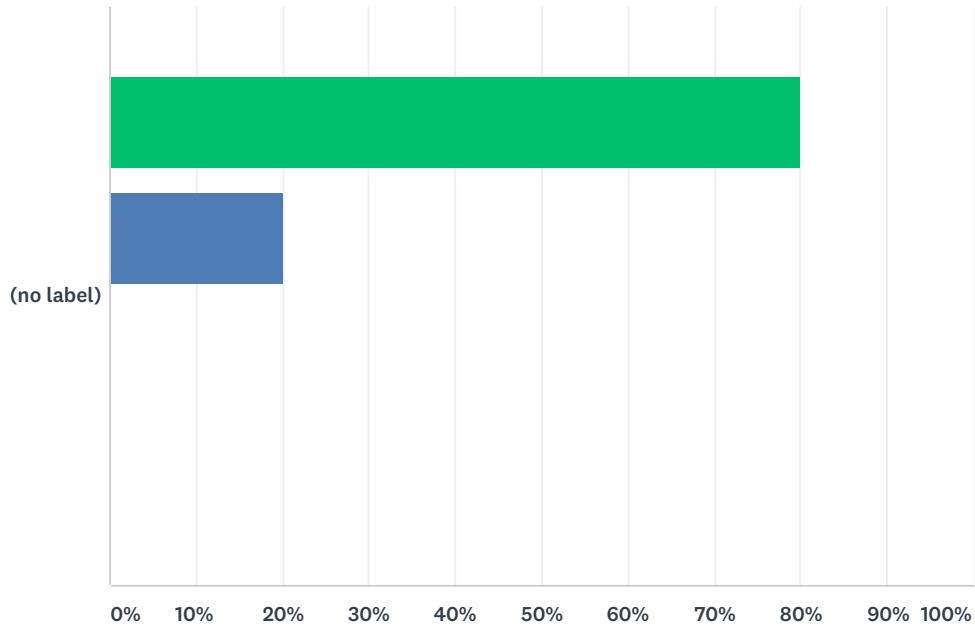


4 3 2 1

	4	3	2	1	TOTAL	WEIGHTED AVERAGE
(no label)	80.00%	20.00%	0.00%	0.00%	5	3.80
	4	1	0	0		

## Q27 Com a Coordenação de curso

Answered: 5 Skipped: 1

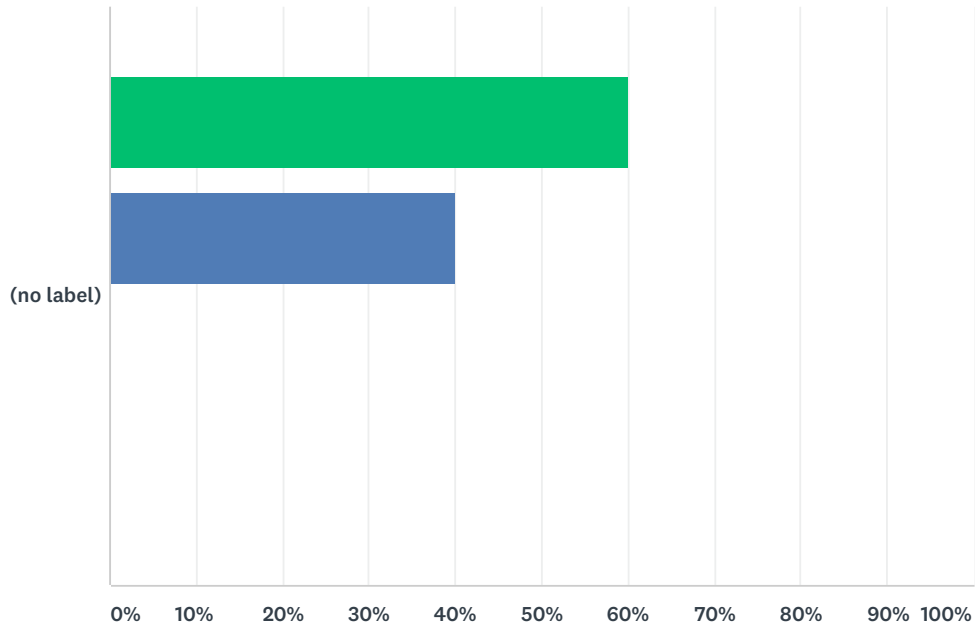


■ 4   
 ■ 3   
 ■ 2   
 ■ 1

	4	3	2	1	TOTAL	WEIGHTED AVERAGE
(no label)	80.00%	20.00%	0.00%	0.00%	5	3.80
	4	1	0	0		

## Q28 Infraestrutura para orientação de dissertação/tese

Answered: 5 Skipped: 1

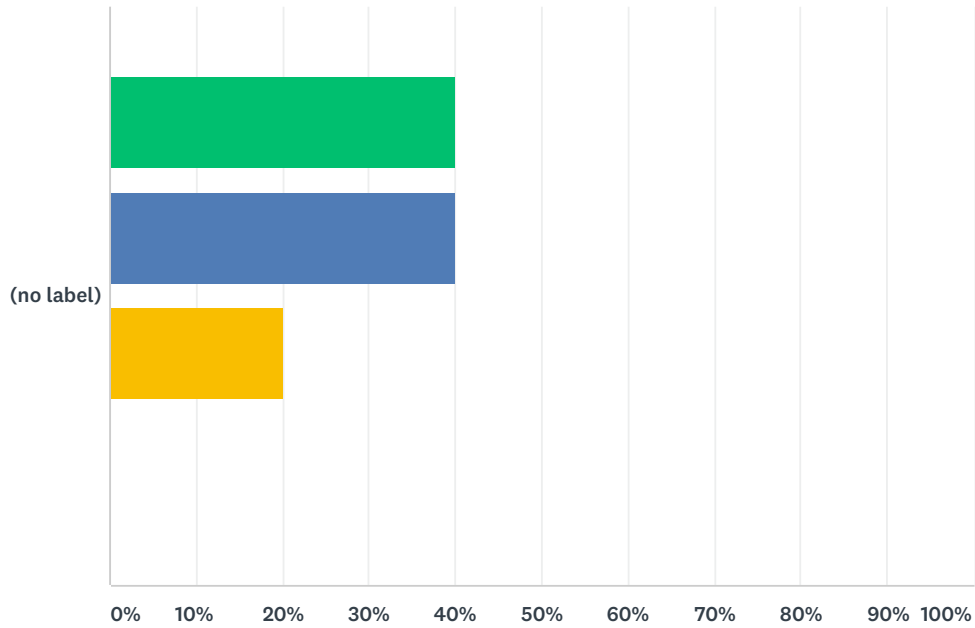


4 3 2 1

	4	3	2	1	TOTAL	WEIGHTED AVERAGE
(no label)	60.00%	40.00%	0.00%	0.00%	5	3.60
	3	2	0	0		

## Q29 Infraestrutura para pesquisa de dissertação/tese

Answered: 5 Skipped: 1

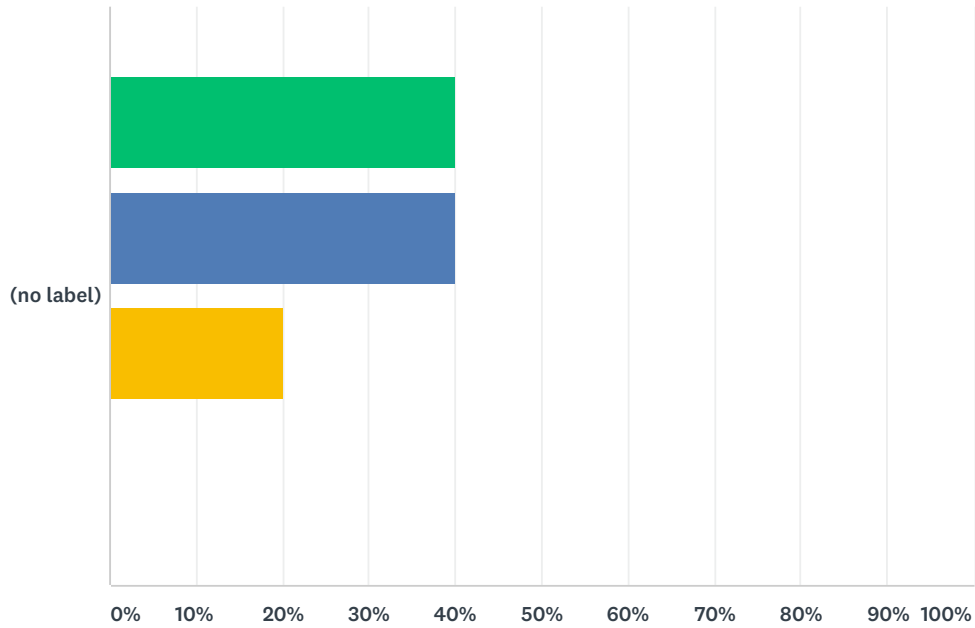


■ 4   
 ■ 3   
 ■ 2   
 ■ 1

	4	3	2	1	TOTAL	WEIGHTED AVERAGE
(no label)	40.00%	40.00%	20.00%	0.00%	5	3.20
	2	2	1	0		

### Q30 Acervo físico de livros na biblioteca

Answered: 5 Skipped: 1

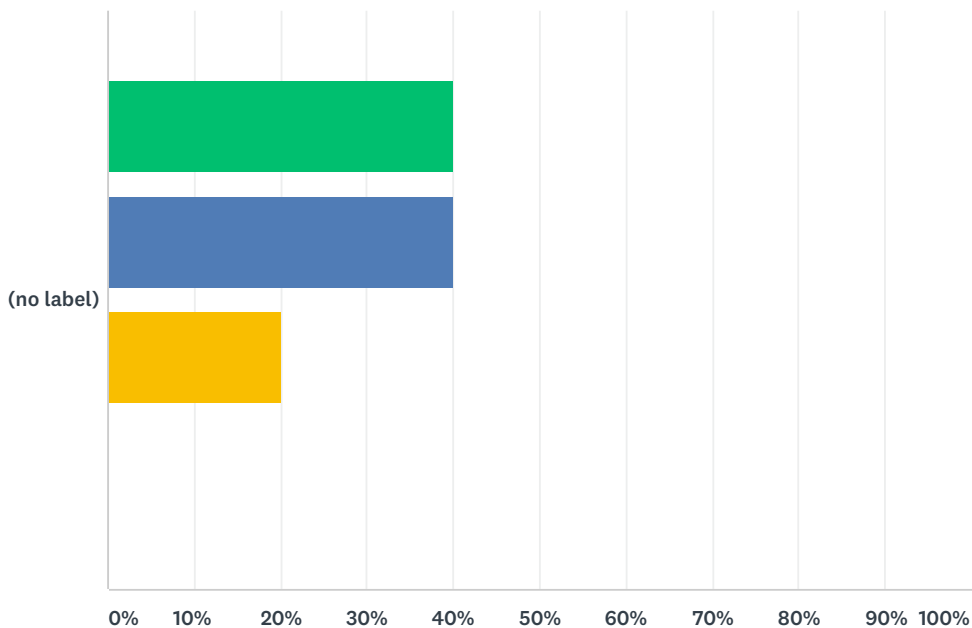


■ 4   
 ■ 3   
 ■ 2   
 ■ 1

	4	3	2	1	TOTAL	WEIGHTED AVERAGE
(no label)	40.00%	40.00%	20.00%	0.00%	5	3.20
	2	2	1	0		

### Q31 Acervo virtual de livros na biblioteca

Answered: 5 Skipped: 1



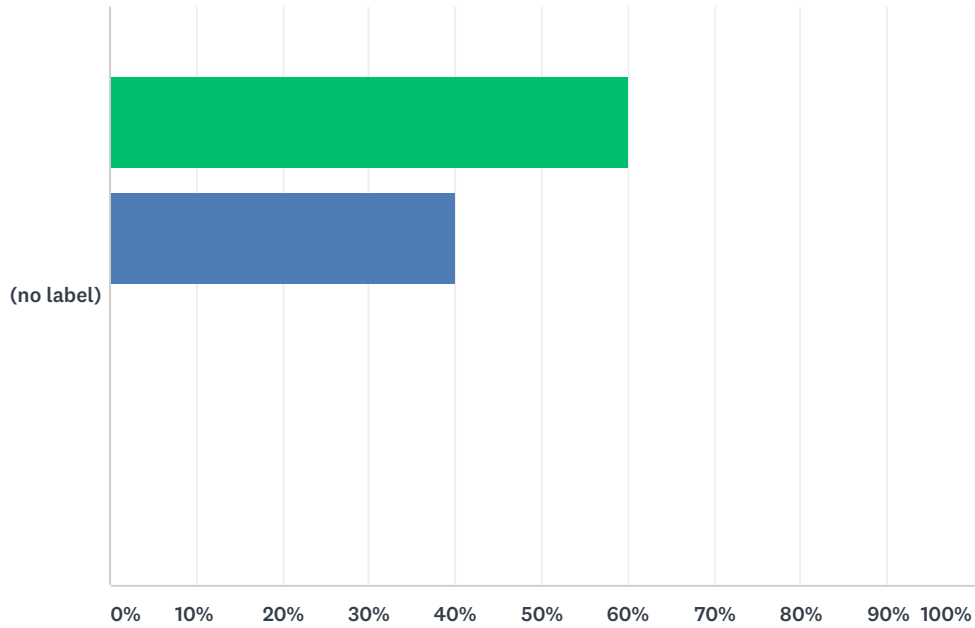
■ 4   
 ■ 3   
 ■ 2   
 ■ 1

	4	3	2	1	TOTAL	WEIGHTED AVERAGE
(no label)	40.00%	40.00%	20.00%	0.00%	5	3.20
	2	2	1	0		



### Q32 Acervo virtual de periódicos da CAPES

Answered: 5 Skipped: 1

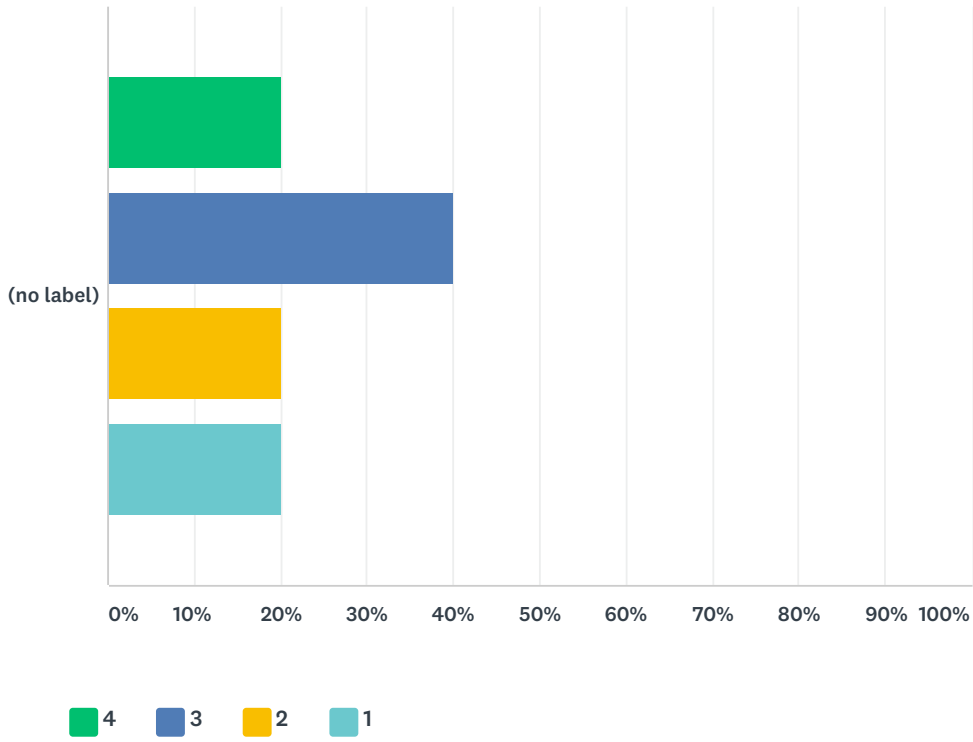


■ 4   
 ■ 3   
 ■ 2   
 ■ 1

	4	3	2	1	TOTAL	WEIGHTED AVERAGE
(no label)	60.00%	40.00%	0.00%	0.00%	5	3.60
	3	2	0	0		

### Q33 Acesso à Internet

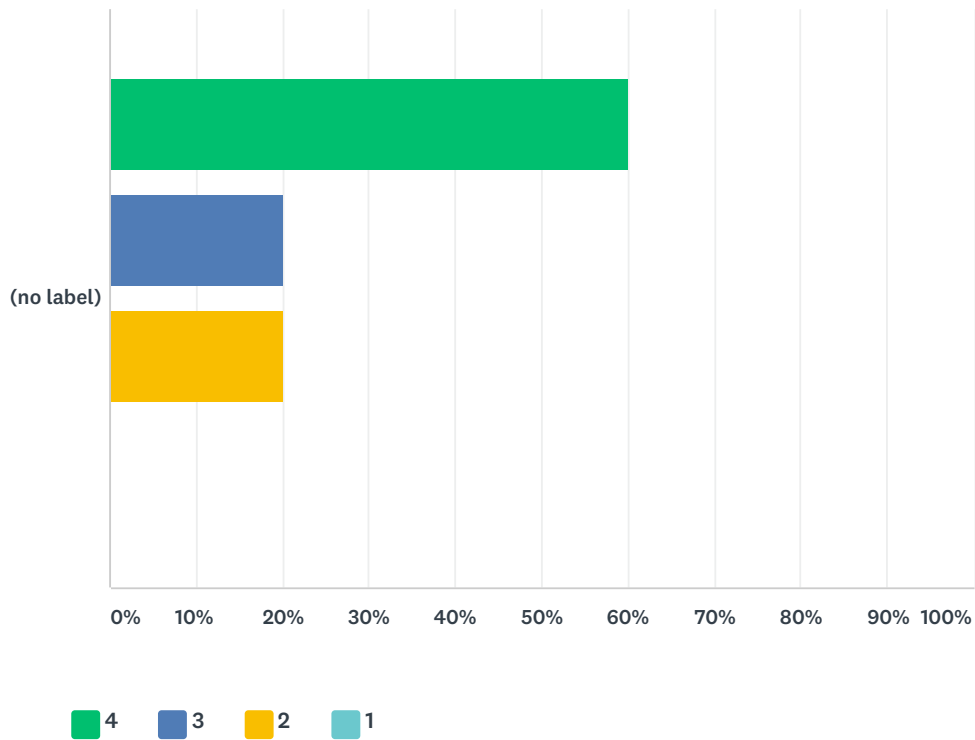
Answered: 5 Skipped: 1



	4	3	2	1	TOTAL	WEIGHTED AVERAGE
(no label)	20.00%	40.00%	20.00%	20.00%	5	2.60
	1	2	1	1		

### Q34 Infraestrutura física da universidade (salas de aula, salas de estudo, instalações sanitárias, áreas de convivência, auditórios)

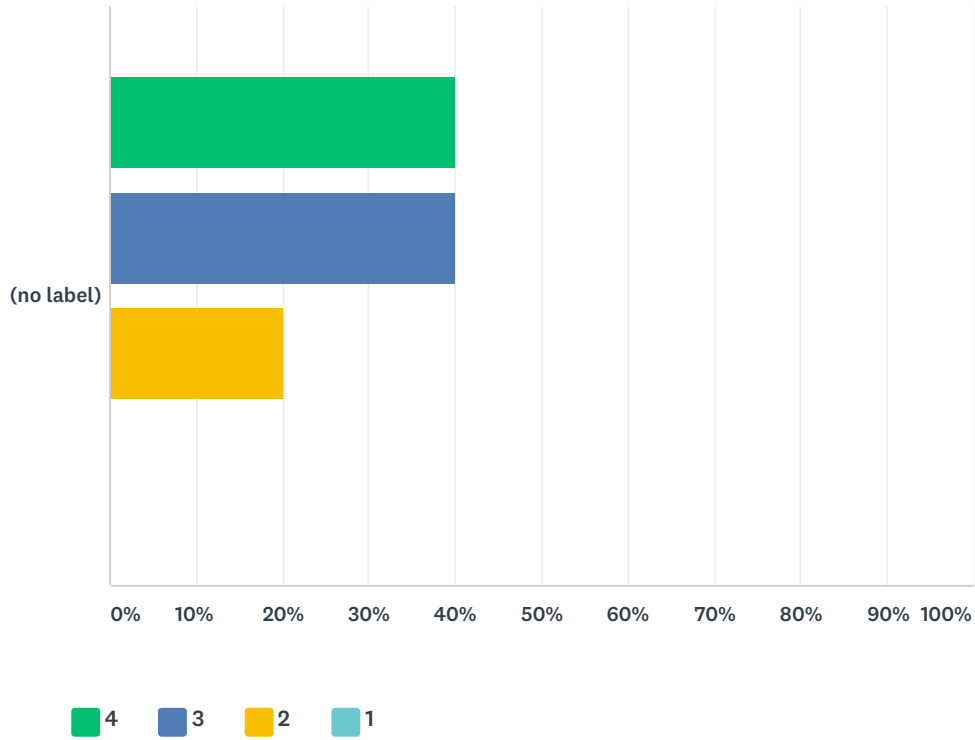
Answered: 5 Skipped: 1



	4	3	2	1	TOTAL	WEIGHTED AVERAGE
(no label)	60.00%	20.00%	20.00%	0.00%	5	3.40
	3	1	1	0		

### Q35 Acessibilidade (acesso disponível para pessoas com deficiência)

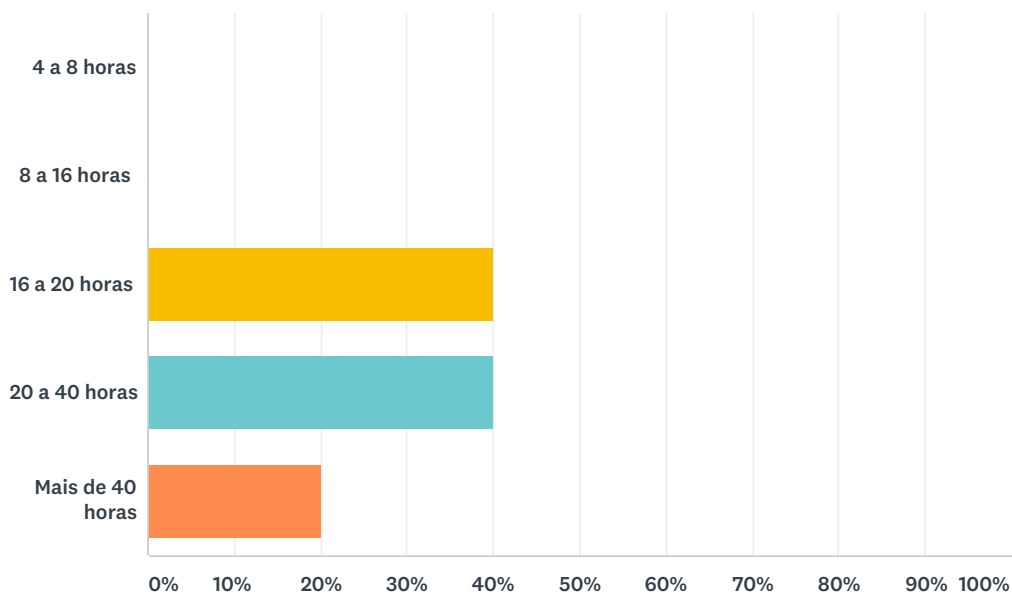
Answered: 5 Skipped: 1



	4	3	2	1	TOTAL	WEIGHTED AVERAGE
(no label)	40.00%	40.00%	20.00%	0.00%	5	3.20
	2	2	1	0		

### Q36 Meu tempo dedicado ao projeto de pesquisa de dissertação/tese (em horas por semana)

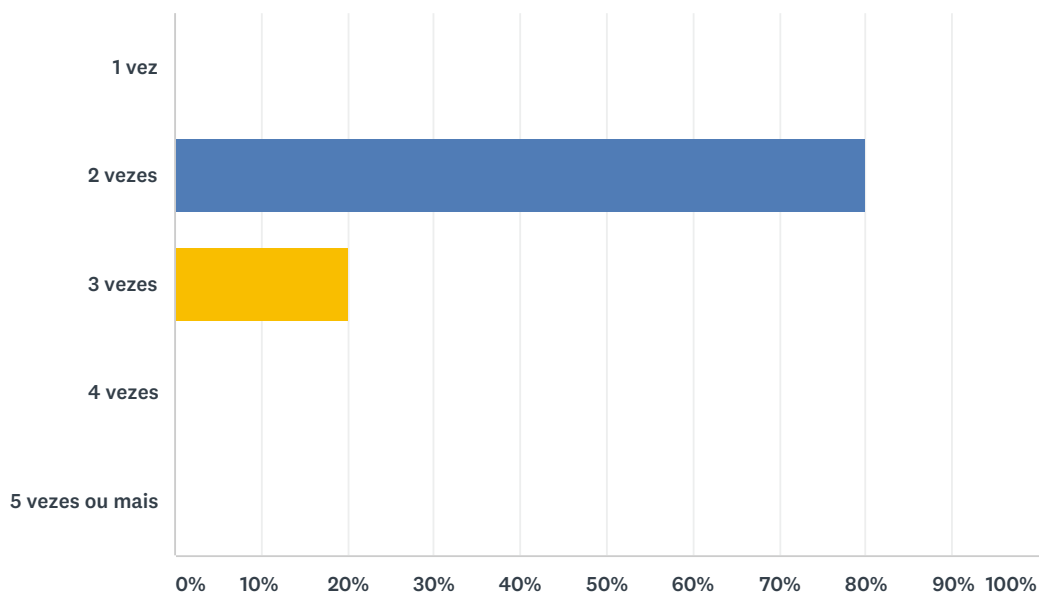
Answered: 5 Skipped: 1



ANSWER CHOICES	RESPONSES	
4 a 8 horas	0.00%	0
8 a 16 horas	0.00%	0
16 a 20 horas	40.00%	2
20 a 40 horas	40.00%	2
Mais de 40 horas	20.00%	1
<b>TOTAL</b>		<b>5</b>

### Q37 Meu acesso presencial e/ou virtual aos recursos da biblioteca (em vezes por semana)

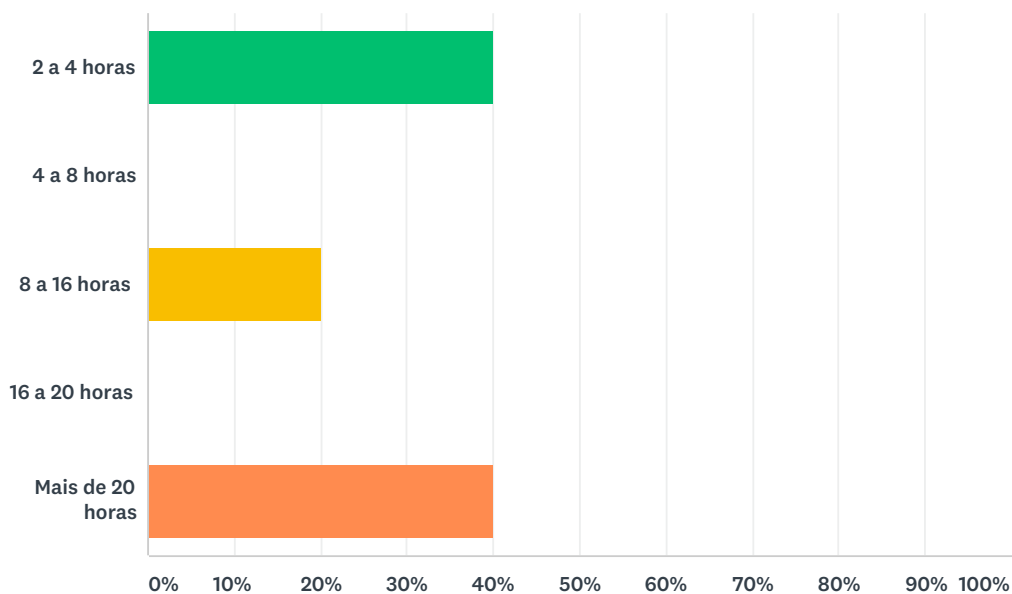
Answered: 5 Skipped: 1



ANSWER CHOICES	RESPONSES	
1 vez	0.00%	0
2 vezes	80.00%	4
3 vezes	20.00%	1
4 vezes	0.00%	0
5 vezes ou mais	0.00%	0
<b>TOTAL</b>		<b>5</b>

### Q38 Meu acesso aos recursos de Internet disponibilizados pela universidade (em horas por semana)

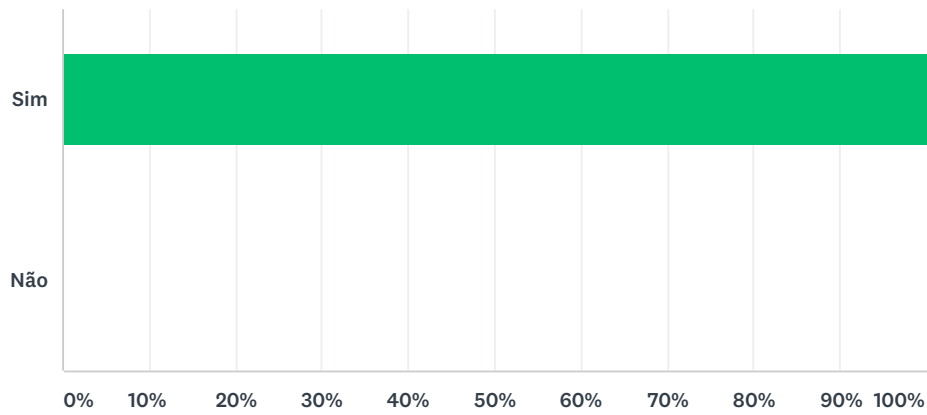
Answered: 5 Skipped: 1



ANSWER CHOICES	RESPONSES
2 a 4 horas	40.00% 2
4 a 8 horas	0.00% 0
8 a 16 horas	20.00% 1
16 a 20 horas	0.00% 0
Mais de 20 horas	40.00% 2
<b>TOTAL</b>	<b>5</b>

### Q39 Com base em sua experiência conosco você indicaria o curso para outras pessoas?

Answered: 5 Skipped: 1



ANSWER CHOICES	RESPONSES	
Sim	100.00%	5
Não	0.00%	0
TOTAL		5