



Lexplore Intensive

Marking Book

Turquoise Level



Contents Page

New Graphemes:	6
New Graphemes ay, ou, ie, ea, oy	7
Real and Nonsense Words: ay, ou, ie, ea, oy & Consonants	8
New Graphemes: ir, ue, aw, oe	9
Real and Nonsense Words: ir, ue, aw, oe & Consonants	10
New Graphemes: ew, au, ey	11
Real and Nonsense Words: ew, au, ey & Consonants	12
New Graphemes: wh, ph	13
Real and Nonsense Words: wh, ph, Vowels & Consonants	14
New Graphemes (Split Digraphs) Simple Words: a-e, i-e	15
New Graphemes (Split Digraphs) Simple Words: e-e, o-e, u-e	16
Real and Nonsense Words (Split Digraphs: a-e, e-e, i-e, o-e, u-e, & Consonants)	17
Alternative Vowel Phonemes, Spellings & Pronunciations:	18
Alternative Spellings for /ee/: ea	19
Alternative Spellings for /ee/: e, e-e	20



Alternative Spellings for /ee/: y, ie	21
Alternative Spellings for /ee/: ey	22
Alternative Spellings for /ow/: ou, ough	23
Alternative Spellings for /ee/ & /ow/: ee, ea, e, e-e, y, ie, ey, ou, ough	24
Alternative Spellings for /ai/: ay, a-e	25
Alternative Spellings for /ai/: eigh, ey	26
Alternative Spellings for /oi/: oy	27
Alternative Spellings for /ai/ & /oi/: ay, a-e, eigh, ey, oy	28
Alternative Spellings for /oo/: o, ue, u-e	29
Alternative Spellings for /oo/: ew, ui	30
Alternative Spellings for /ar/: a, al	31
Alternative Spellings for /oo/ and /ar/: o, ue, u-e, ew, ui, a, al	32
Alternative Spellings for /igh/: ie, y	33
Alternative Spellings for /igh/: i-e, i	34
Alternative Spellings for /oo/: ou, u, oul	35
Alternative Spellings for /igh/ and /oo/: ie, y, i-e, i, ou, u, oul	36



Alternative Spellings for /oa/: o, ow	37
Alternative Spellings for /oa/: o-e, oe	38
Alternative Spellings for /oa/: o, ow, o-e, oe	39
Alternative Spellings for /or/: au, aw	40
Alternative Spellings for /or/: a, our, augh	41
Alternative Spellings for /or/: au, aw, a, our, augh	42
Alternative Spellings for /ch/: tch, ture	43
Alternative Spellings for /ur/: or, ir	44
Alternative Spellings for /ur/: er, ear	45
Alternative Spellings for /ch/ & /ur/: tch, ture, or, ir, er, ear	46
Alternative Spellings for /ear/: eer, ere	47
Alternative Spellings for /air/: ere, ear, are	48
Alternative Spellings for /ear/ and /air/: eer, ere, ear, ere, are	49
Alternative Spellings for /j/ and /m/: dge and mb	50
Alternative Spellings for /n/: kn, gn	51
Alternative Spellings for /r/: wr	52



Alternative Spellings for /j/, /m/, /n/, and /r/: dge, mb, kn, gn, wr	53
Alternative Spellings for /s/: soft c	54
Alternative Spellings for /sh/: ti, ch, s, soft c	55
Alternative Spellings for /s/ & /sh/: soft c, st, se, ti, ch, s, soft c	56
Alternative Spellings for /(y) oo/: u-e, ue, ew, u, ou, ough	57
Alternative Spellings: /z/: se	58
Alternative Spellings: /u/: o	59
New Phoneme: /zh/	60
Alternative Pronunciations: e	61
Alternative Pronunciations: a	62
Alternative Pronunciations: i	63
Alternative Pronunciations: o	64
Alternative Pronunciations: u	65
Alternative Pronunciations: ou	66
Alternative Pronunciations: ea	67



Alternative Pronunciations: /y/	68
Alternative Pronunciations: /ch/	69
Alternative Pronunciations: /g/	70
Alternative Pronunciations: ough	71
Polysyllabic and Compound Words	72
Polysyllabic Words	73 – 74
Compound Words	74 – 75
High Frequency and Sticky Tricky Words	77 -84
Spellings	87 - 89



New Graphemes




Student Name:

Date:

ay				ou				ea				ie			
oy				ay				oy				ou			
ou				ie				ay				ea			
oy				ea				oy				ay			
ay				ou				ea				ie			
ie				oy				ou				oy			
ea				ay				ie				ou			
oy				ie				ay				ea			

New Graphemes: ay, ou, ie, ea, oy

? The graphemes here, all say long Huge Hug vowel sounds  that were previously learnt in the **Lexplore Intensive Yellow Level**. These correspond (in order) to the previously learnt phonemes: /ai/, /ow/, /igh/, /ee/ and /oi/. Make this a talking and learning point if the student is keen and able to do so.

Page 7 – Student Book



Student Name:

Date:

oyster				blay ▲				denied				treat			
deaj ▲				sprout				tried				proud			
least				delay				drouf ▲				repeat			
cried				cloud				found				mieg ▲			
bead				gloy ▲				Roy				found			
koup ▲				seat				loud				joy			
tray				replied				sleaf ▲				crayon			
pie				destroy				spray				glay ▲			

Real and Nonsense Words: ay, ou, ie, ea, oy & Consonants

Page 8 – Student Book







Student Name:

Date:

ir				ue				aw				oe			
oe				oe				ue				ir			
ue				ir				oe				aw			
oe				aw				aw				ue			
ir				ue				ir				oe			
aw				ir				ue				aw			
ir				oe				aw				ue			
oe				aw				oe				ir			

New Graphemes: ir, ue, aw, oe

 The graphemes here, all say long Huge Hug vowel sounds  that were previously learnt in the **Lexplore Intensive Yellow Level**. These correspond (in order) to the previously learnt phonemes: /er/, /oo/ or /u/ , /or/ and /o/ . Make this a talking and learning point if the student is keen and able to do so.

Page 9 – Student Book



Student Name:

Date:

third			blue			saw			dloe ▲			
pruel ▲			bird			venue			Sue			
yawn			Joe			kraw ▲			toe			
true			lawn			first			ueg ▲			
goes			minue ▲			claw			tomatoes			
jaw			woe			zirth ▲			shawl			
doet ▲			thirteen			heroes			due			
girl			bawj ▲			rescue			shirt			

Real and Nonsense Words: ir, ue, aw, oe & Consonants

Page 10 – Student Book







Student Name:

Date:

ew				au				ey				ew			
ey				ew				au				ey			
au				ey				ew				au			
ey				au				ey				ew			
au				ey				ew				au			
ey				ew				au				ew			
ew				ey				ew				ey			
ey				ew				au				au			

New Graphemes: ew, au, ey

 The graphemes here, all say long Huge Hug vowel sounds  that were previously learnt in the **Lexplore Intensive Yellow Level**. These correspond (in order) to the previously learnt phonemes: /oo/ or /u/ , /or/ and /e/ . Make this a talking and learning point if the student is keen and able to do so.

Page 11 – Student Book



Student Name:

Date:

launch			money			blew			haum ▲		
chimney			stew			pley ▲			daub		
Paul			prew ▲			cockney			monkey		
screw			few			haunted			slaug ▲		
dley ▲			chew			Turkey			taunt		
sauna			donkey			cley ▲			trolley		
haul			brauf ▲			jockey			August		
chrew ▲			new			valley			grew		

Real and Nonsense Words: ew, au, ey & Consonants

Page 12 – Student Book




Student Name:

Date:

wh				ph				wh				ph			
ph				wh				ph				wh			
wh				ph				wh				ph			
wh				ph				ph				wh			
ph				wh				wh				ph			
wh				ph				wh				ph			
ph				wh				ph				wh			
wh				ph				wh				ph			

New Graphemes: wh, ph

 The graphemes here, say a consonant sound. The /wh/ phoneme is mostly said with a /w/ sound and is usually followed by a vowel. The /ph/ phoneme makes a /f/ sound.

Page 13 – Student Book



Student Name:

Date:

when				phim ▲				orphan				white				
Ralph				which				whale				whoff ▲				
nephew				graph				chip ▲				whip				
phub ▲				whiz				phone				dolphin				
phantom				phrase				whet				whag ▲				
whim				throph ▲				whelk				photo				
kaliph				elephant				whuz ▲				while				
liphs ▲				wheel				whirl				graph				

Real and Nonsense Words: wh, ph, Vowels & Consonants

Some of the words included here are also on 'Sticky Tricky' lists, where the phonemes do not always 'say' what you expect them to. This could be a talking and learning point.

Page 14 – Student Book



Student Name:

Date:

came				like				shape				time			
invite				made				prize				bake			
escape				wide				make				bride			
slide				flake				hide				take			
fine				game				grape				inside			
same				ripe				quite				flame			
pine				chase				snake				stripe			
grape				spine				shine				amaze			

New Graphemes (Split Digraphs) Simple Words: a-e, i-e

? The term 'split digraph' is used freely in schools and the majority of students are familiar with the term. Whilst the idea of 'magic e' (that makes the vowel say its name) is less popular in educational circles, if this aids the student in retaining the knowledge, go with it. This could be a talking and learning point.

Page 15 – Student Book





Student Name:

Date:

even		bone		June		theme	
cube		evening		compete		note	
here		rude		vote		tube	
alone		stone		mule		Eve	
complete		computer		stampede		fume	
flute		explode		prune		gene	
Steve		joke		rule		envelope	
pole		concrete		home		sphere	

New Graphemes (Split Digraphs) Simple Words: e-e, o-e, u-e

? The split digraph u-e can be said in two ways, depending upon the word. This will be the long Huge Hug  /oo/ sound, like the word 'June', or long Huge Hug  /u/, like the word 'fume'. This could be a talking and learning point.

Page 16 – Student Book



Student Name:

Date:

snake				laje ▲				mute				Eve			
like				froze				leze ▲				shame			
shake				slide				game				mibe ▲			
drele ▲				cute				pine				quote			
prune				nofe ▲				Crete				rule			
hope				brake				kuche▲				slope			
sheve ▲				kite				tune				stone			
file				grape				delete				thife ▲			

Real and Nonsense Words (Split Digraphs): a-e, e-e, i-e, o-e, u-e & Consonants

Page 17 – Student Book



Alternative Vowel Phonemes, Spellings and Pronunciations




Student Name:

Date:

pea				deam ▲				bead				seam			
meat				peat				preag▲				heap			
pleam▲				treat				flea				leaf			
tea				neat				least				treaf ▲			
steamy				kead ▲				eat				lean			
treav ▲				weak				meal				read			
seat				gleak ▲				repeat				heat			
sea				real				sheal ▲				teal			

Alternative Spellings for /ee/: ea

? The phonemes on the following pages are those most commonly found in English words as alternatives for the long Huge Hug /e/ sound . Many of the graphemes in this level also make different sounds, when seen in different words. Make this a talking and learning point if the student is keen and able to do so.

Page 19 – Student Book



Student Name:

Date:

mebe ▲			he			these			evening		
even			severe			ke ▲			compete		
theme			pleke ▲			me			Pete		
she			gene			complete			eve ▲		
ske ▲			be			extreme			delete		
here			pleme ▲			Steve			evil		
frequent			ego			we			drebe ▲		
Eve			concrete			ze ▲			equal		

Alternative Spellings for /ee/: e, e-e

Page 20 – Student Book



Student Name:

Date:

happy			prieg ▲			chief			belief			
shield			daddy			relief			ruppy▲			
luffy ▲			thief			sunny			pier			
priest			believe			yieb ▲			yield			
sadly			pliek ▲			field			shriek			
immy ▲			penny			mummy			family			
candy			funny			sorry			tiej ▲			
quickly			brief			bieg ▲			copy			

Alternative Spellings for /ee/: y, ie

Page 21 – Student Book



Student Name:

Date:

key			olley ▲			gluey			money			
hockey			donkey			trilley ▲			jockey			
lonkey▲			turkey			storey			motley			
honey			Surrey			valley			lompey▲			
pulley			barley			prulley▲			Jersey			
turrey▲			parsley			trolley			alley			
monkey			Abbey			pricey			zey ▲			
kidney			brey▲			Turkey			chimney			

Alternative Spellings for /ee/: ey

Page 22 – Student Book



Student Name:

Date:

out				loud				noun				poug▲				
down				chowk▲				our				town				
oust				plough				drowl ▲				hour				
brown				sour				frown				wowp ▲				
drouz ▲				fount				drought				clown				
foul				lout				gloum ▲				dour				
plowm ▲				bout				grout				ouch				
bough				glough▲				ours				how				

Alternative Spellings for /ow/: ou, ough

Page 23 – Student Book



Student Name:

Date:

shout				mebe ▲				she				plough			
cow				meet				eap ▲				valley			
theme				be				relief				pree ▲			
repeat				mield ▲				even				smelly			
goup ▲				happy				slough				town			
shout				shield				sleep				money			
rukky ▲				dream				dre ▲				complete			
sheep				read				shriek				drey ▲			

Alternative Spellings for /ee/ and /ow/: ee, ea, e, e-e, y, ie, ey, ou, ough

Page 24 – Student Book



Student Name:

Date:

play				glay ▲				came				game				
snake				delay				prake ▲				same				
amaze				Ray				day				tay ▲				
ake ▲				stray				escape				May				
crayon				grabe▲				clay				hay				
made				crayon				delay				zay ▲				
spray				may				maje ▲				take				
thay ▲				make				tray				say				

Alternative Spellings for /ai/: ay, a-e

Page 25 – Student Book



Student Name:

Date:

drey ▲		they		weight		obey
eight		gleigh ▲		grey		sleigh
prey		eighteen		zey ▲		prey
obey		sleigh		weighty		keigh ▲
grey		shrey ▲		prey		eighth
cheigh ▲		neigh		eight		survey
convey		whey		breigh ▲		weight
weigh		they		outweigh		shey ▲

Alternative Spellings for /ai/: eigh, ey

Page 26 – Student Book



Student Name:

Date:

proy ▲				boy				ploy				destroy			
coy				alloy				toy				broy ▲			
cloy				loyal				groy ▲				oil			
tannoy				floy ▲				decoys				Floyd			
throy ▲				enjoy				joy				boil			
deploy				chroy ▲				envoy				royal			
oyster				coil				croy ▲				coin			
annoy				join				Roy				sloy ▲			

Alternative Spellings for /oi/: oy

Page 27 – Student Book



Student Name:

Date:

toy				groy ▲				pain				oil			
make				rain				eight				shey ▲			
spray				foil				goip ▲				play			
prain ▲				made				employ				sleigh			
weight				threy ▲				explain				obey			
grain				royal				they				glay ▲			
grey				away				chate ▲				enjoy			
reigh ▲				drain				take				boil			

Alternative Spellings for /ai/ & /oi/: ay, a-e, eigh, ey, oy

Page 28 – Student Book



Student Name:

Date:

bruje ▲				to				June				plume			
dune				rule				tune				sume ▲			
clue				tho ▲				Prue				argue			
tissue				flute				grue ▲				rue			
prune				glue				do				thue ▲			
gruke ▲				conclude				brute				cute			
true				wue ▲				flue				rude			
Sue				fluke				clupe ▲				blue			

Alternative Spellings for /oo/: o, ue, u-e

Page 29 – Student Book



Student Name:

Date:

drew				kewm ▲				suit				few			
truit ▲				dew				screw				fruit			
blew				curfew				shoog▲				review			
mildew				renew				crew				slewb ▲			
hew				scrut ▲				new				nephew			
suitcase				chew				Andrew				nuil ▲			
splew ▲				pew				grew				recruit			
view				flew				choom▲				brew			

Alternative Spellings for /oo/: ew, ui

Page 30 – Student Book




Student Name:

Date:

father		half		car		dra ▲
market		last *		cralf ▲		calf
afternoon *		grald ▲		lather		far
plarm ▲		almond		calm		grass *
jar		rather		yath ▲		qualm
pass *		park		balm		garp ▲
shark		sprart ▲		path *		palm
chalt ▲		dark		branch *		bath *

Alternative Spellings for /ar/: a, al

? The words followed by * in this chart and the following, depend upon the regional accent spoken by the student. If these words are not said with the long Huge Hug /ar/ sound  by the student, omit these words from this page. Make this a talking and learning point if the student is keen.

Page 31 – Student Book



Student Name:

Date:

kral ▲				argue				suit				shark			
lather				calf				gra ▲				rule			
to				glue				fruit				bruij ▲			
sprew ▲				nephew				calm				view			
half				mube ▲				cute				do			
qualm				grass *				frue ▲				recruit			
dro ▲				grew				father				flute			
flew				broom				moon				scrar ▲			

Alternative Spellings for /oo/ and /ar/: o, ue, u-e, ew, ui,
a, al

Page 32 – Student Book



Student Name:

Date:

cly ▲				pie				by				died			
sky				bighm ▲				replied				dry			
fried				fry				kied ▲				lie			
spy				July				fly				hy ▲			
tie				applied				jighn ▲				denied			
my				giep ▲				cried				shy			
tief ▲				why				try				tried			
deny				spied				reply				bry ▲			

Alternative Spellings for /igh/: ie, y

Page 33 – Student Book



Student Name:

Date:

pine				smile				gride ▲				mind			
wild				ripe				quite				lind ▲			
grighk ▲				pint				time				find			
slide				kime ▲				ride				shine			
blind				prize				glike ▲				pile			
child				drive				polite				pripe ▲			
while				sri ▲				five				white			
mighm ▲				like				kind				grind			

Alternative Spellings for /igh/: i-e, i

Page 34 – Student Book





Student Name:

Date:

slood ▲				could				put *				wool			
hook				broug ▲				wood				should			
look				good				pull *				scrung ▲			
country				took				droup ▲				foot			
full *				cousin				would				jund ▲			
swoug ▲				bush *				young				push *			
awful *				splunt ▲				book				bull *			
shook				playful *				croub ▲				pudding *			

Alternative Spellings for /oo/: ou, u, oul

🗣️ On the next two pages, the phoneme /oo/ is making its short Happy smile /u/ sound , together with the alternatives. The words followed by * in the next two charts, depend upon the regional accent spoken by the student. If these words are not said with the short Happy /u/ sound  by the student, omit these words from this page. Make this a talking and learning point if the student is keen.

Page 35 – Student Book



Student Name:

Date:

grux ▲				tried				could				grind			
tonight				young				light				thoum ▲			
kind				jinp ▲				cried				book			
pull *				took				chike ▲				should			
thry ▲				denied				country				mind			
remind				push *				shook				bieg ▲			
child				bright				koop ▲				playful *			
wild				dighb ▲				behind				would			

Alternative Spellings for /igh/ and /oo/: ie, y, i-e, i, ou, u,
oul



Student Name:

Date:

no				low				bonus				strow ▲			
both				kro ▲				told				grow			
hotel				so				plowm▲				crow			
roth ▲				window				mow				row			
gold				show				snow				sprow▲			
scro ▲				glow				focus				go			
tow				old				thro ▲				cold			
hold				choam ▲				don't				bowl			

Alternative Spellings for /oa/: o, ow

Page 37 – Student Book



Student Name:

Date:

bone			stone			broem ▲			tomatoes		
potatoes			stroan▲			woke			roe		
lote ▲			goes			Joe			note		
explode			hoe			chope ▲			alone		
hoe			home			envelope			prote ▲		
stone			sloal ▲			doe			slope		
loag ▲			foe			pole			heroes		
woe			globe			toe			jome ▲		

Alternative Spellings for /oa/: o-e, oe

Page 38 – Student Book



Student Name:

Date:

chope▲				toe				slow				window			
doe				old				bone				drow ▲			
so				mobe ▲				grow				boat			
Joe				go				cro ▲				foe			
stone				coat				plow ▲				phone			
snow				proe ▲				goes				bowl			
woe				show				alone				sproe ▲			
cho ▲				glow				goat				no			

Alternative Spellings for /oa/: o, ow, o-e, oe

Page 39 – Student Book



Student Name:

Date:

forg ▲			haul			scrawl			launch		
haub ▲			shawl			maul			crawl		
bawl			paunch			spawn			clawm▲		
Paul			hawk			staunch			yaw ▲		
prawn			laug ▲			daub			draw		
yawn			shawf ▲			squawk			taut		
fraud			drawn			krorl ▲			trawl		
lawn			haunch			thaux ▲			cause		

Alternative Spellings for /or/: au, aw

Page 40 – Student Book



Student Name:

Date:

daugh▲				caught				your				all			
walk				shorp ▲				honour				call			
fraught				fourth				rall ▲				taught			
colour				always				pour				noup ▲			
bourm▲				four				daughter				hall			
talk				nalk ▲				ball				vapour			
naught				wall				gaugh ▲				rumour			
fall				mourn				court				shalk ▲			

Alternative Spellings for /or/: a, our, augh

Page 41 – Student Book



Student Name:

Date:

haul				clawm▲				mourn				always			
shawl				pour				laug ▲				naught			
talk				squawk				four				thaux ▲			
bourm▲				walk				trawl				four			
taught				gaugh▲				scrawl				fraught			
lawn				hall				thalk ▲				Paul			
wall				launch				prawn				haub ▲			
krorl ▲				taut				caught				ball			

Alternative Spellings for /or/: au, aw, a, our, augh

Page 42 – Student Book



Student Name:

Date:

catch				mixture				woch ▲				kitchen			
hutch				picture				Dutch				flutch ▲			
bintch▲				adventure				scratchy				creature			
mature				gorture▲				match				fetch			
notch				future				putch ▲				ditch			
nature				pitch				capture				blatch ▲			
siture▲				kitchens				crutch				puncture			
stitch				wetch▲				feature				signature			

Alternative Spellings for /ch/: tch, ture

Page 43 – Student Book



Student Name:

Date:

word		birthday	first	chur ▲
worch▲		thirst	squirt	worship
squirm		girm ▲	worthy	shirt
thirteen		homework	stirk ▲	firm
skirt		worst	worm	girst ▲
blirp ▲		world	thirty	birth
worth		worj ▲	stir	words
twirl		worse	swirg ▲	work

Alternative Spellings for /ur/: or, ir

Page 44 – Student Book



Student Name:

Date:

tearp ▲			learn			nerve			fern		
her			yer ▲			jerky			early		
search			germ			terg ▲			stern		
herb			permanent			rehearsal			peard ▲		
lurb ▲			heard			pearl			earl		
herbs			mearm ▲			perk			pearls		
earn			servant			ker ▲			earnest		
Bernard			earth			herbs			rur ▲		

Alternative Spellings for /ur/: er, ear

Page 45 – Student Book



Student Name:

Date:

fern				blirp ▲				match				picture			
ditch				herbs				terg ▲				learn			
kitchen				church				earth				airk ▲			
wicture▲				germ				nature				twirl			
thirst				putch ▲				word				stern			
squirt				thirty				morj ▲				hutch			
work				mixture				shirt				mearm▲			
perb ▲				early				such				burp			

Alternative Spellings for /ch/ and /ur/: tch, ture, or, ir, er, ear

Page 46 – Student Book



Student Name:

Date:

here		meerkat		drere ▲		cheer
cheery		adhere		peer		grere ▲
spleer ▲		sneer		mere		volunteer
cheers		kear ▲		steer		revere
veer		severe		screar ▲		sheer
sphere		jeer		interfere		eerg ▲
thear ▲		Windermere		gear		career
deer		flere ▲		beer		tear

Alternative Spellings for /ear/: eer, ere

Page 47 – Student Book



Student Name:

Date:

fare			plare▲			dare			everywhere		
there			wares			grair ▲			scare		
hare			pears			care			jare ▲		
drere ▲			mare			where			wears		
stare			screre▲			square			bare		
nowhere			share			grare ▲			tear		
bear			rare			somewhere			shlair ▲		
prere ▲			wear			pear			swear		

Alternative Spellings for /air/: ere, ear, are

Page 48 – Student Book



Student Name:

Date:

tear				adhere				skleer ▲				peer			
scare				thear ▲				fare				volunteer			
crere ▲				hare				there				revere			
cheers				nowhere				grare ▲				care			
square				share				here				shlair ▲			
eerk ▲				steer				bare				where			
rare				plare ▲				severe				beer			
stare				pears				gear				flere ▲			

Alternative Spellings for /ear/ and /air/: eer, ere, ear, ere, are



Student Name:

Date:

bridge				numb				nudge				scrimb▲			
trimb ▲				ledge				climb				thumb			
plumber				plimb ▲				wedge				lodge			
badge				comb				momb▲				lambs			
limb				dodge				bomber				wadge▲			
dromb ▲				dumb				crumb				judge			
edge				fredge▲				hedge				fridge			
lamb				badger				kidge ▲				fudge			

Alternative Spellings for /j/ and /m/: dge and mb

? The following four pages look at words containing silent letters; that is, that in the combinations seen here, they do not 'say their names' in the typical way. These spelling patterns must be learnt as familiar alternatives. These can be used as teaching and learning points if the student is keen.

Page 50 – Student Book




Student Name:

Date:

knad ▲				gnat				knit				knee			
know				knug ▲				gnaws				design			
gnome				knock				gnump▲				knife			
knew				kneel				knave				gnast▲			
gniff ▲				resign				gnash				knap			
knob				gnurb				knot				knack			
				▲											
sign				knuckle				gnerg ▲				align			
knight				gnaw				gnarl				knem ▲			

Alternative Spellings for /n/: kn, gn

 To aid the recall of the spellings of words containing silent letters, it frequently helps students, if they are encouraged to 'say' the sounds to themselves when recalling the word, in order to spell it accurately, for example, the word 'knit', would be said as 'k-nit', when thinking of the spelling.

Page 51 – Student Book



Student Name:

Date:

wrap				wruch▲				wrote				wrangle			
wrath				wriggle				wrenk▲				wreck			
wry				written				wretch				wrend▲			
wrisk▲				wreak				wren				wright			
wrest				wrinth▲				wrack				wring			
wrong				wrecks				wrust▲				wretched			
wrist				write				wrench				wrut▲			
wremp▲				wreath				wraith				wrong			

Alternative Spellings for /r/: wr

Page 52 – Student Book



Student Name:

Date:

numb				knee				wudge▲				edge				
sign				hedge				crumb				glimb▲				
bromb▲				wrote				fudge				wriggle				
knock				gniff▲				resign				wrist				
gnarl				limb				knem▲				knack				
bridge				write				knew				wrunth▲				
gnurb▲				climb				gnaw				badger				
know				wruch▲				wrench				lamb				

Alternative Spellings for /j/, /m/, /n/ and /r/: dge, mb, kn,
gn, wr



Student Name:

Date:

cell		cent		Cynthia		incer ▲
grice ▲		December		success		accent
celery		ploce ▲		central		spice
race		fancy		crice ▲		mice
acid		dice		twice		ceng ▲
kice ▲		cells		cycle		nice
slice		boce ▲		fence		fancy
cellar		trace		drice ▲		icy

Alternative Spellings for /s/: soft c

Page 54 – Student Book



Student Name:

Date:

special			station			chim ▲			sure			
chef			official			sugar			dotion ▲			
mocial ▲			Charlotte			caption			machine			
Michelle			sute ▲			potion			chute			
emotion			patience			kissue			mention			
						▲						
artificial			motion			passion			egotion▲			
gration▲			pressure			social			facial			
position			pacial ▲			tissue			ancient			

Alternative Spellings for /sh/: ti, ch, s, soft c

Page 55 – Student Book



Student Name:

Date:

trace			special			chute			grice ▲		
missue ▲			race			sugar			sure		
motion			boce ▲			pace			house		
social			machine			pration▲			icy		
incer ▲			station			horse			listen		
fence			chim ▲			slice			chef		
castle			mice			drice ▲			caption		
official			whistle			purse			ceng ▲		

Alternative Spellings for /s/ and /sh/: soft c, st, se, ti, ch, s

Page 56 – Student Book



Student Name:

Date:

pursue			thume ▲			tune			duty			
cube			renew			hude ▲			you			
knew			due			huge			srue ▲			
humad ▲			new			nephew			use			
music			pruje ▲			unit			through			
few			amuse			gew ▲			argue			
cue			dew			rescue			munue ▲			
druem ▲			value			computer			venue			

Alternative Spellings: / (y)oo/: u-e, ue, ew, u, ou, ough

Page 57 – Student Book



Student Name:

Date:

please			tease			browse			boise ▲			
noise			cause			oise ▲			cheese			
meese ▲			browse			please			pause			
blouse			ouse ▲			rouse			ease			
cheese			because			ause ▲			noise			
tease			eases			teases			glouse ▲			
drause ▲			rouse			pause			cause			
ease			gease ▲			because			blouse			

Alternative Spellings: /z/: se

Page 58 – Student Book



Student Name:

Date:

brother		some		none		plove ▲	
oven		blove ▲		month		shovel	
done		come		fozen ▲		wonder	
love		dozens		Monday		tother▲	
kother ▲		month		money		honey	
money		zoney ▲		son		nothing	
worry		none		tonth ▲		mother	
rone ▲		cover		gloves		come	

Alternative Spellings for /u/: o

Page 59 – Student Book



Student Name:

Date:

masual ▲		treasure		pleasure		Asia	
casualty		kision ▲		leisure		erosion	
beige		division		esia ▲		explosion	
rouge		camouflage		genre		misual ▲	
teledision▲		Asia		vision		treasure	
visual		egosion ▲		beige		casual	
erosion		usual		fasual ▲		vision	
casual		television		rouge		neige ▲	

New Phoneme: /zh/

? The new phoneme has been left until this stage, due to the difficult nature of many of the words it is in. The phoneme can be made with an s, si, ge or g. Practice saying the sound with the student. Using a mirror, is a good way to embed the sound in the longer-term memory, building metacognition about the physical formation of the sound.

Page 60 – Student Book




Student Name:

Date:



we		de ▲		the **		she
relax		decent		ple ▲		become
frequent		he		recent		shle ▲
gecent ▲		be		we		recess
me		hecent ▲		region		be
decent		recent		shre ▲		me
the **		she		frequent		demax▲
jepax ▲		between		he		region

Alternative Pronunciations: e

 The short Happy sound  for the vowels on the following pages is not included in the words in the chart, as this is the most common form and will be very familiar to most students. The word 'the' (followed by ** here), is said with the long Huge Hug sound , when the word comes before a vowel, for example 'the apple'.

Page 61 – Student Book





Student Name:

Date:

walleb ▲				watch				was				angel			
what				agrin ▲				fast *				nation			
last				station				whab ▲				path *			
acorn				Rachel				pass *				wapd▲			
jagel ▲				grass *				bagel				after *			
squash				adron ▲				wasp				wash			
apricot				want				wath ▲				apron			
squad				bacon				wallet				gast ▲			

Alternative Pronunciations: a

 The words followed by * in this chart depend upon the regional accent spoken by the student. If these words are not said with the long Huge Hug  /ar/ sound by the student, omit these words from this page. Make this a talking and learning point if the student is keen.

Page 62 – Student Book



Student Name:

Date:

find				grind				dild ▲				blind			
idea				mind				item				shild ▲			
prind ▲				behind				wild				final			
blind				lild ▲				grind				kind			
silent				child				ifem ▲				mild			
pilot				pint				crisis				ibem ▲			
minal ▲				remind				child				iron			
kind				thild ▲				irate				behind			

Alternative Pronunciations: i

Page 63 – Student Book



Student Name:

Date:

go			focus			don't			jold ▲			
gotel ▲			old			hotel			total			
program			ano ▲			poem			robot			
told			omit			yold ▲			gold			
local			so			moment			rogus▲			
nodent▲			yoga			also			cold			
ago			zoth ▲			no			bogus			
both			rodent			ro ▲			hold			

Alternative Pronunciations: o

Page 64 – Student Book




Student Name:

Date:

lumour ▲			duty			unit			stupid		
put *			music ▲			pull *			human		
music			push *			nuture			full *		
						▲					
pudding *			unicorn			bull *			runion ▲		
mutility ▲			awful *			union			cushion *		
humour			ruty ▲			bush *			tuba		
humans			future			duba ▲			utility		
university			units			cupid			umidorn▲		

Alternative Pronunciations: u



The words followed by * in this chart depend upon the regional accent spoken by the student. If these words are not said with the long Huge Hug  'ah' sound by the student, omit these words from this page. Make this a talking and learning point if the student is keen.

Page 65 – Student Book



Student Name:

Date:

you			fou ▲			would			could		
should			soup			kou ▲			moulds		
mould			about			group			ould ▲		
broup ▲			would			could			shoulder		
shoulders			zoup ▲			shout			group		
boulder			should			doup ▲			would		
trout			shoulder			boulder			dould ▲		
coulf ▲			could			you			should		

Alternative Pronunciations: /ou/

Page 66 – Student Book



Student Name:

Date:

head		sea		geady▲		squeak	
bead		instead		feast		deag ▲	
dreaven▲		meat		dead		pleasant	
pheasant		breag ▲		wheat		cheat	
reach		breakfast		heag ▲		deaf	
ready		teach		leave		deam ▲	
tead ▲		bread		stream		feather	
deal		feach ▲		heaven		dream	

Alternative Pronunciations: /ea/

Page 67 – Student Book



Student Name:

Date:

try				gym				very				shly ▲			
pary ▲				reply				why				carry			
yawn				gly ▲				bicycle				Egypt			
crystal				dry				gyb ▲				ferry			
fry				happy				yes				rairy ▲			
kappy ▲				funny				mystery				sky			
crunchy				dystery▲				carry				hairy			
spy				my				chry ▲				by			

Alternative Pronunciations: /y/

Page 68 – Student Book



Student Name:

Date:

echi ▲		school		machine		chalet	
technical		iche ▲		chasm		cheery	
such		brochure		chorg ▲		chute	
Chris		headache		Charlotte		chuf ▲	
chusn ▲		chemist		echo		Christmas	
chemical		juch ▲		much		chaos	
chord		ache		chob ▲		chronic	
chef		chin		chorus		chrif ▲	

Alternative Pronunciations: /ch/

Page 69 – Student Book



Student Name:

Date:

gym			chog ▲			gent			gentle			
gran			Gill			giff ▲			gem			
garage			manage			fog			gyf ▲			
fage ▲			rampage			rage			gold			
Egypt			girm ▲			magic			gel			
gentle			giant			uge ▲			danger			
tragedy			girl			ginger			marage▲			
bamger ▲			damage			age			energy			

Alternative Pronunciations: /g/

Page 70 – Student Book



Student Name:

Date:

tough				enough				ough ▲				fought			
sought				brought				plough				zough ▲			
grough▲				ought				cough				although			
trough				shough▲				thorough				lough			
drought				bough				though				ough ▲			
rough				toughen				kough ▲				bought			
mought▲				thought				nought				dough			
through				wough ▲				sough				rough			

Alternative Pronunciations: ough



This combination of letters in English, has many origins and is a very good example of just how complex the English language can be. Depending upon the interest of the student, this can be made into a teaching and learning point.

Page 71 – Student Book



Polysyllabic and Compound Words



Student Name:

Date:

yesterday		dentist		annoying		singing	
mountain		frightening		punishment		acrobats	
elephants		Friday		cactus		numbers	
garden		thirteen		rescue		Thursday	
elbow		boiling		crocodile		yellow	
Tuesday		butter		jewel		feather	
printer		Wednesday		Sunday		twisting	
Saturday		computer		coffee		Monday	

Polysyllabic Words

Page 73 – Student Book



Student Name:

Date:

February		crayon		loudest		replied	
alphabet		envelope		August		repeat	
destroy		September		permanent		mystery	
chemical		adventure		interfere		October	
bicycle		July		signature		tournament	
April		denied		November		rehearsal	
mystery		complete		sympathy		January	
extreme		December		technical		conclude	

Polysyllabic Words

Page 74 – Student Book



Student Name:

Date:

outside		glasshouse		myself		cupcake	
sunlight		seaside		whenever		cloakroom	
afternoon		football		snowman		driftwood	
cupboard		pancake		headache		weekend	
blueberry		babysitter		handbag		everybody	
everyone		beanstalk		nowhere		popcorn	
somewhere		bathroom		dustbin		blackbird	
playground		everywhere		bedroom		greenhouse	

Compound Words

Page 75– Student Book



Student Name:

Date:

carpet		bedtime		haircut		fingerprint	
rainbow		backpack		sandpaper		earring	
sunshine		himself		classroom		lifespan	
bookshelf		leapfrog		lamppost		ladybird	
armpit		leftover		herself		comeback	
airfield		backache		lookout		aircraft	
armchair		became		homework		bodyguard	
airbrush		background		bookcase		snowball	

Compound Words

Page 76 – Student Book



High Frequency and Sticky Tricky Words



Student Name:

Date:

don't				old				I'm				by			
time				house				about				your			
day				made				came				make			
here				saw				very				put			
your				by				day				time			
made				I'm				old				don't			
house				about				make				here			
saw				put				came				very			

High Frequency and Sticky Tricky Words

Page 78 – Student Book



Student Name:

Date:

water				whole				pretty				only			
break				would				busy				poor			
because				hour				again				told			
climb				great				prove				should			
only				pretty				because				again			
hour				poor				would				break			
whole				water				told				climb			
great				should				busy				prove			

High Frequency and Sticky Tricky Words

Page 79- Student Book



Student Name:

Date:

money			wild			both			door		
mind			most			hold			cold		
half			move			find			child		
floor			sure			even			improve		
door			both			wild			money		
cold			mind			improve			most		
hold			half			move			find		
child			floor			sure			even		

High Frequency and Sticky Tricky Words

Page 80 – Student Book



Student Name:

Date:

every			eye			any			who		
kind			clothes			many			sugar		
Christmas			plant			behind			steak		
parents			everybody			beautiful			after		
who			any			eye			every		
steak			Christmas			plant			behind		
clothes			sugar			many			kind		
beautiful			after			parents			everybody		

High Frequency and Sticky Tricky Words

Page 81 – Student Book



Student Name:

Date:

away			want			over			going		
where			know			bear			again		
after			wanted			everyone			two		
has			more			round			shouted		
know			again			where			bear		
wanted			after			two			everyone		
going			over			away			want		
shouted			round			more			has		

High Frequency and Sticky Tricky Words

Page 82 – Student Book



Student Name:

Date:

other			through			these			began		
animals			never			baby			gave		
mouse			something			found			narrator		
small			around			laughed			suddenly		
began			other			through			these		
narrator			mouse			found			something		
baby			gave			animals			never		
suddenly			small			laughed			around		

High Frequency and Sticky Tricky Words

Page 83 – Student Book



Student Name:

Date:

another			why			because			before		
place			mother			morning			each		
different			which			inside			friends		
better			across			gone			really		
each			place			mother			morning		
before			another			why			because		
friends			inside			which			different		
really			gone			across			better		

High Frequency and Sticky Tricky Words

Page 84 – Student Book



Student Name:

Date:

once			horse			river			giant		
use			along			dragon			fly		
earth			early			circle			often		
bicycle			history			length			quarter		
fly			use			along			dragon		
horse			river			giant			once		
quarter			length			bicycle			history		
circle			often			early			earth		

High Frequency and Sticky Tricky Words

Page 85 – Student Book



Student Name:

Date:

oh			their			people			Mr		
Mrs			looked			called			asked		
could			thought			would			can't		
Mr			people			oh			their		
looked			asked			Mrs			called		
can't			could			thought			would		
their			people			asked			could		
called			looked			would			Mrs		

High Frequency and Sticky Tricky Words

Page 86 – Student Book




Spellings



Spellings

It is recommended that the student can now begin to use the previously encountered word lists, as spelling lists. The instructor can choose which list the student should begin with, whether this is from this level or previously ones. Use knowledge of the student here, to determine which word lists are most appropriate, for example, if they struggle frequently with spelling a particular phoneme, begin with words containing that. Each page has four columns of eight words and for most children, this is a good number to choose. For those students who experience memory challenges, use four words and maybe check them more frequently.

An excellent and proven way to check spellings, is to use the 'Trace/Copy/Memory/Eyes Shut' routine:

<u>Trace</u> spray crayon delay stray	<u>Copy</u>
<u>Memory</u>	<u>Eyes Shut</u> 



The paper should be folded across the middle, so that the student can write over the top of the word/phoneme in question in the 'trace' section. As they do this, they should say the letters out loud. When this has been done, they should copy the word (in the 'copy' box) and check for accuracy. After this, the student flips the sheet over and in the 'memory' box, writes the word from memory, before checking and finally, writing the word with their eyes shut. Many students are amazed by how neat their writing is with their eyes closed and they enjoy the process of overlearning, without feeling like they are doing this.

