

## Adding images to your TripleseatDirect listing


TripleseatDirect offers the ability to showcase your menu items and additional offerings right on your listing, as in the example shown below.

**Book an Event**

A La Carte Options   **Millie's Dinner Options**

**Whole Brisket** **\$185.00**

Whole Smoked Brisket with choice of 2 sides  
Serves 12 guests



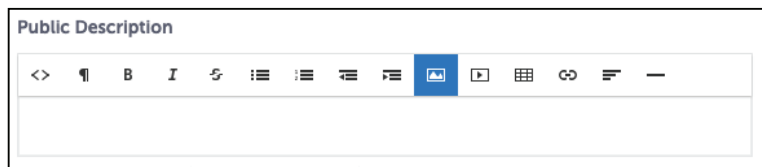
Name	Price	Quantity	Subtotal
<i>You have no items in your cart.</i>			
<b>Total</b>			<b>\$0.00</b>

Prices do not include room rental fees.

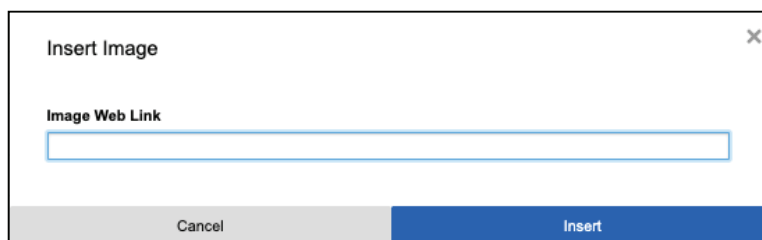
Consuming raw or undercooked meats, poultry, seafood, shellfish, or eggs may increase your risk of foodborne illness

### How?

- Upload your image to the internet--such as on your website or Google images
- Users with appropriate access can head into Settings > TripleseatDirect
- Click on 'Items' or 'Packages', and either create new or edit any existing
- Under Public Description, click on the image icon



- You will be prompted to insert an image web link — copy and paste the link of your image here, and click Insert



- Click Update once you are done
- Any Menu with photos included will now appear on your form!