



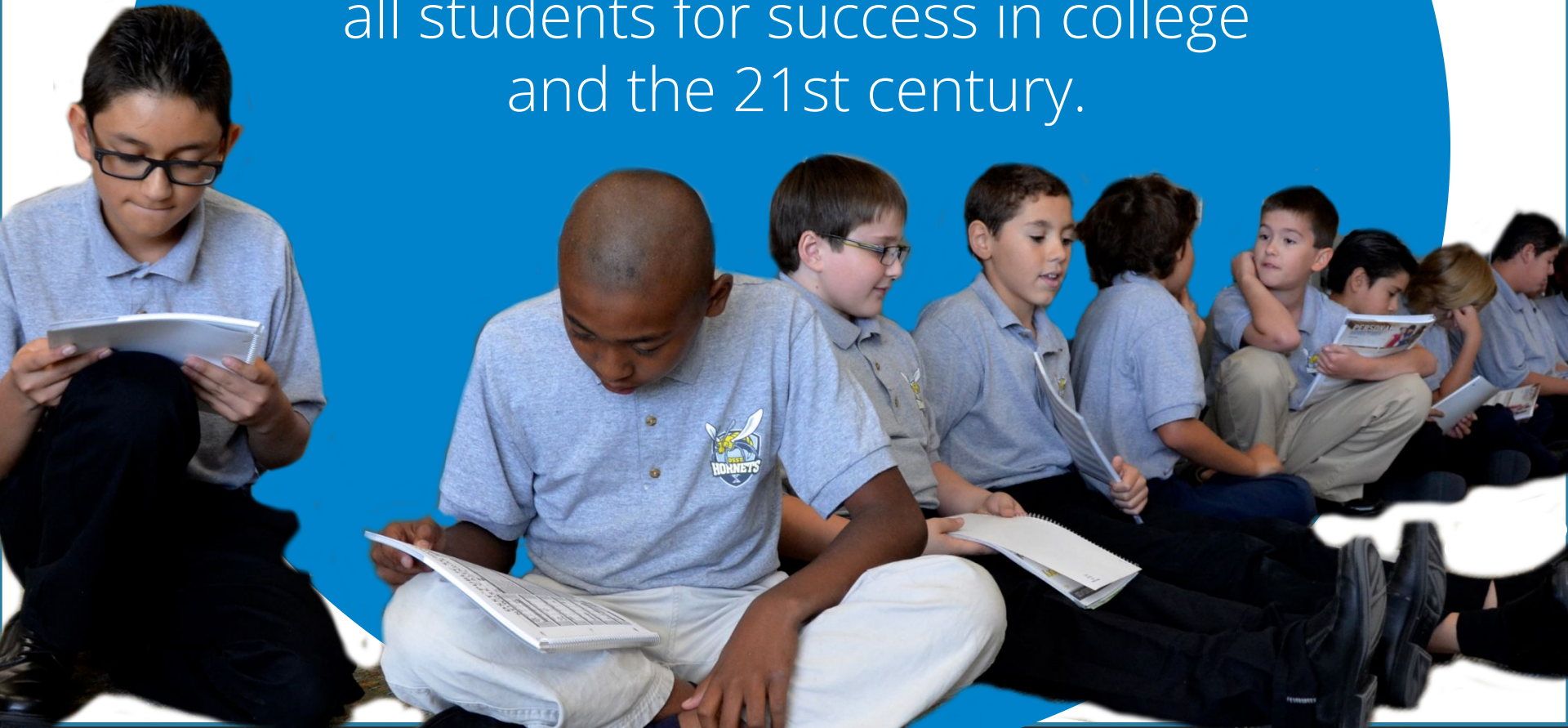
DSST Public Schools Strategic Overview

Board Orientation 2021



Who We Are

DSST Public Schools transforms
urban public education by
eliminating educational inequity
and preparing
all students for success in college
and the 21st century.





RESPECT

RESPONSIBILITY

COURAGE

CURIOSITY

INTEGRITY

DOING
YOUR BEST

In 2021-22 DSST has 8 Middle Schools and 7 High Schools

6-12



6-12



6-12



6-12



6-12



6-12



6-9



6-8



...serving nearly 7,000 students

2021-22 CAMPUS MAP

DSST: Cole

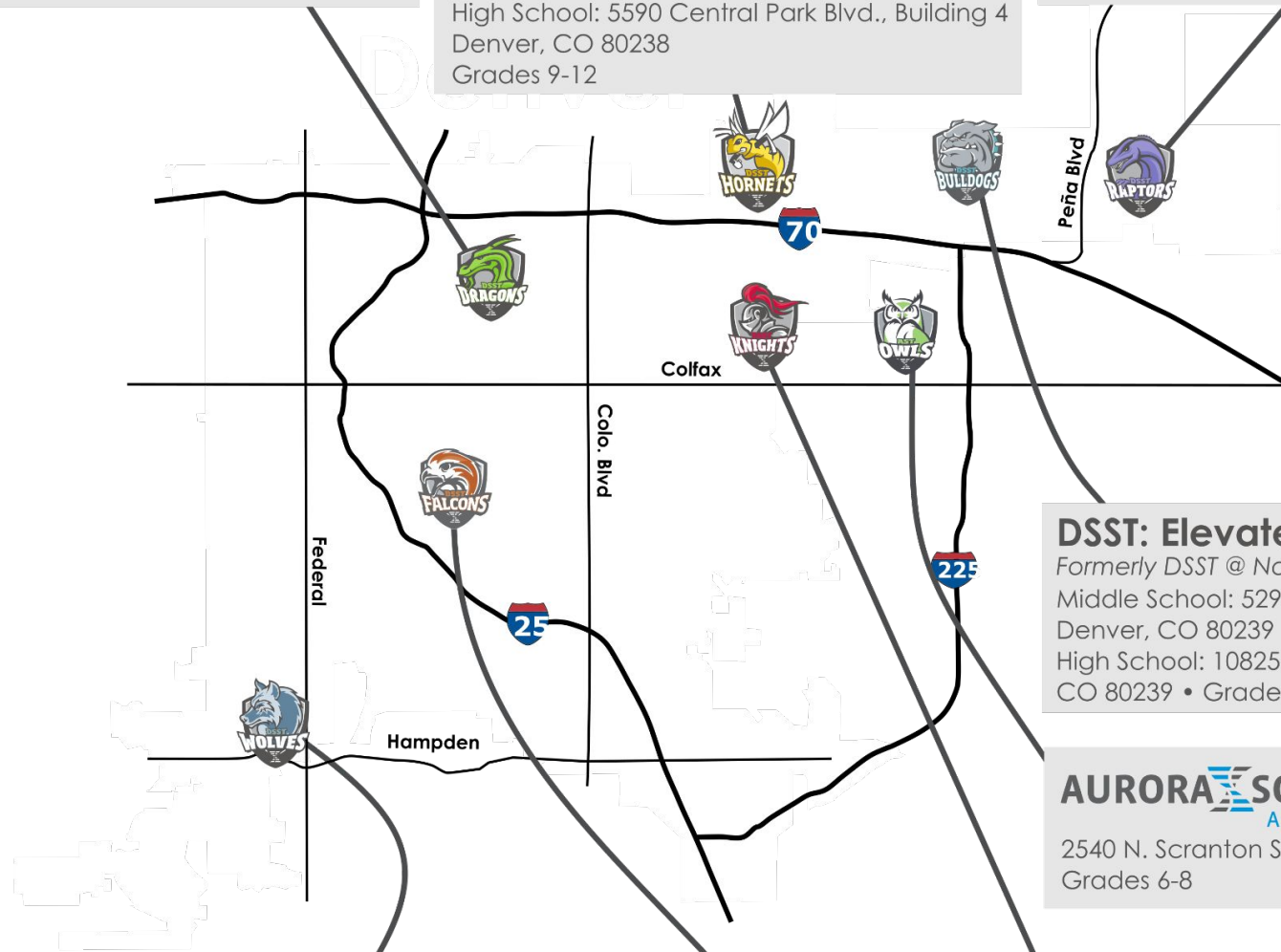
3240 Humboldt St.
Denver, CO 80205 • Grades 6-12

DSST: Conservatory Green

Middle School: 8499 E. Stoll Pl.
Denver, CO 80238 • Grades 6-8
High School: 5590 Central Park Blvd., Building 4
Denver, CO 80238
Grades 9-12

DSST: Green Valley Ranch

4800 Telluride St. Buildings 2&3
Denver, CO 80249 • Grades 6-12



DSST: Elevate Northeast

Formerly DSST @ Noel
Middle School: 5290 Kittredge St.
Denver, CO 80239 • Grades 6-8
High School: 10825 E. 47th Ave. Denver,
CO 80239 • Grade 9

AURORA SCIENCE & TECH

A DSST PUBLIC SCHOOL

2540 N. Scranton St. Aurora, CO 80045
Grades 6-8

DSST: College View

3111 W. Dartmouth Ave.
Denver, CO 80236 • Grades 6-12

DSST: Byers

150 S. Pearl St. (Cedar St. Entrance)
Denver, CO 80209 • Grades 6-12

DSST: Montview

2000 Valentia Street
Denver, CO 80238 • Grades 6-12

NETWORK STUDENT DIVERSITY

Race & Ethnicity



- 59% Hispanic/Latino
- 19% Black/African American
- 13% White
- 4% Asian
- 4% Two or more races
- 1% Other

Income Background



- 70% FRL (Free & Reduced Price Lunch)
- 30% Non-FRL

Multiple Language Learners (MLL)



- 68% Non-MLL
- 32% MLL

Special Education (SPED)



- 76% Non-SPED
- 13% Gifted & Talented
- 11% Students with Disabilities

Sex



- 53% Female
- 47% Male

DENVER & AURORA STUDENT POPULATIONS

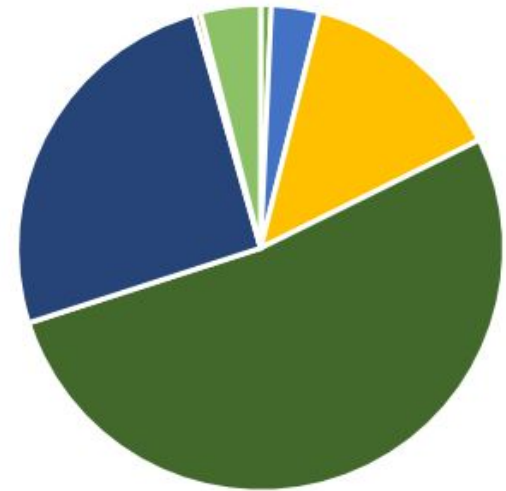
Aurora Public Schools



- Native American
- Asian
- Black
- Hispanic
- White
- Native Hawaiian/Pacific Islander
- Two or More Races

74.2% of students qualify for free or reduced lunch

Denver Public Schools



- Native Indian or Alaska Native
- Asian
- Black or African American
- Hispanic
- White
- Native Hawaiian or Other Pacific Islander
- Two or More Races

61.73% of students qualify for free or reduced lunch

MIDDLE SCHOOL PERFORMANCE

2018-19



DSST runs 6 of the top 10 middle schools in Denver

HIGH SCHOOL PERFORMANCE

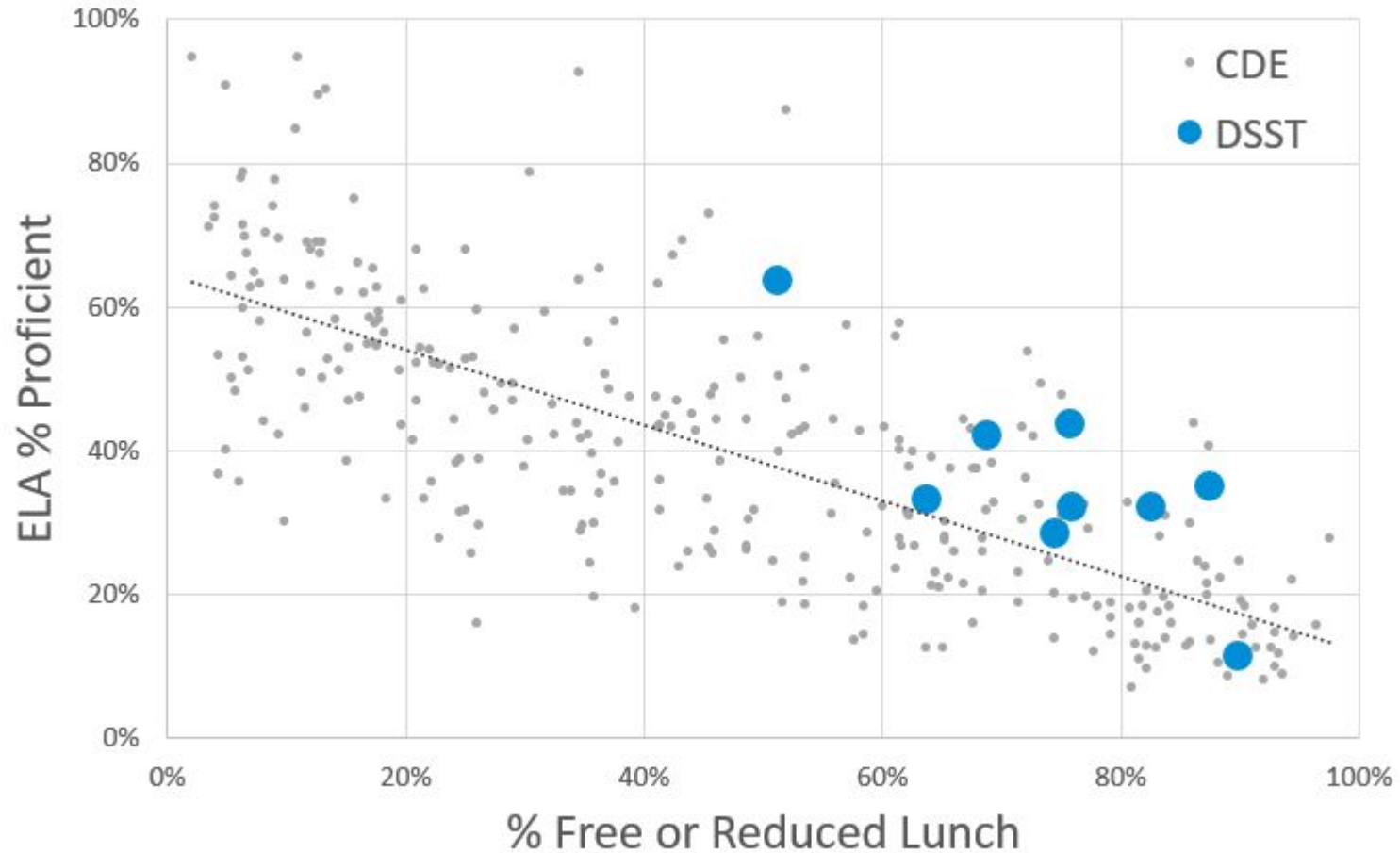
2018-2019



DSST runs 6 of the top 10 high schools in Denver

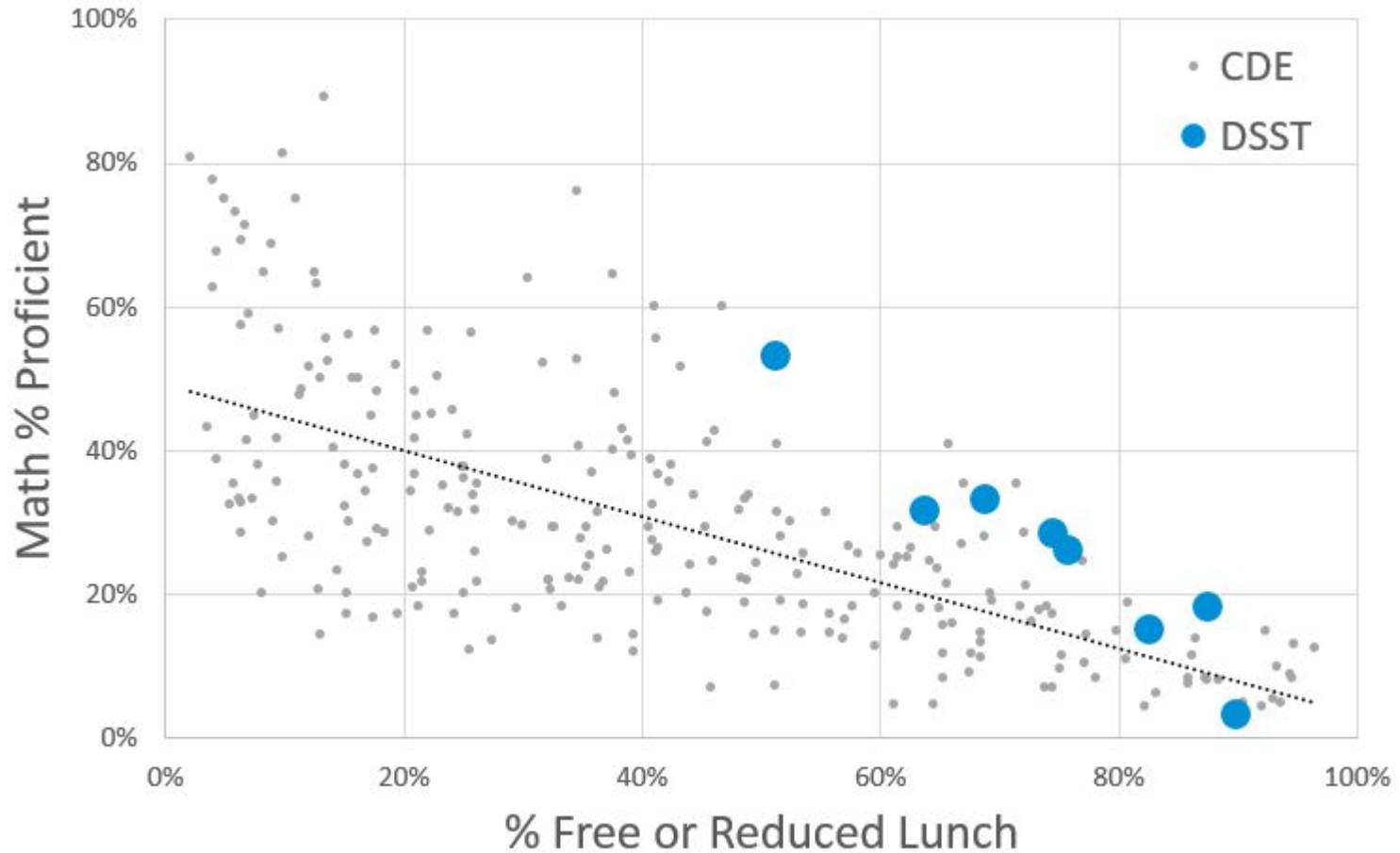
2021 MIDDLE SCHOOL RESULTS

7th Grade CMAS English Language Arts | Colorado Middle Schools



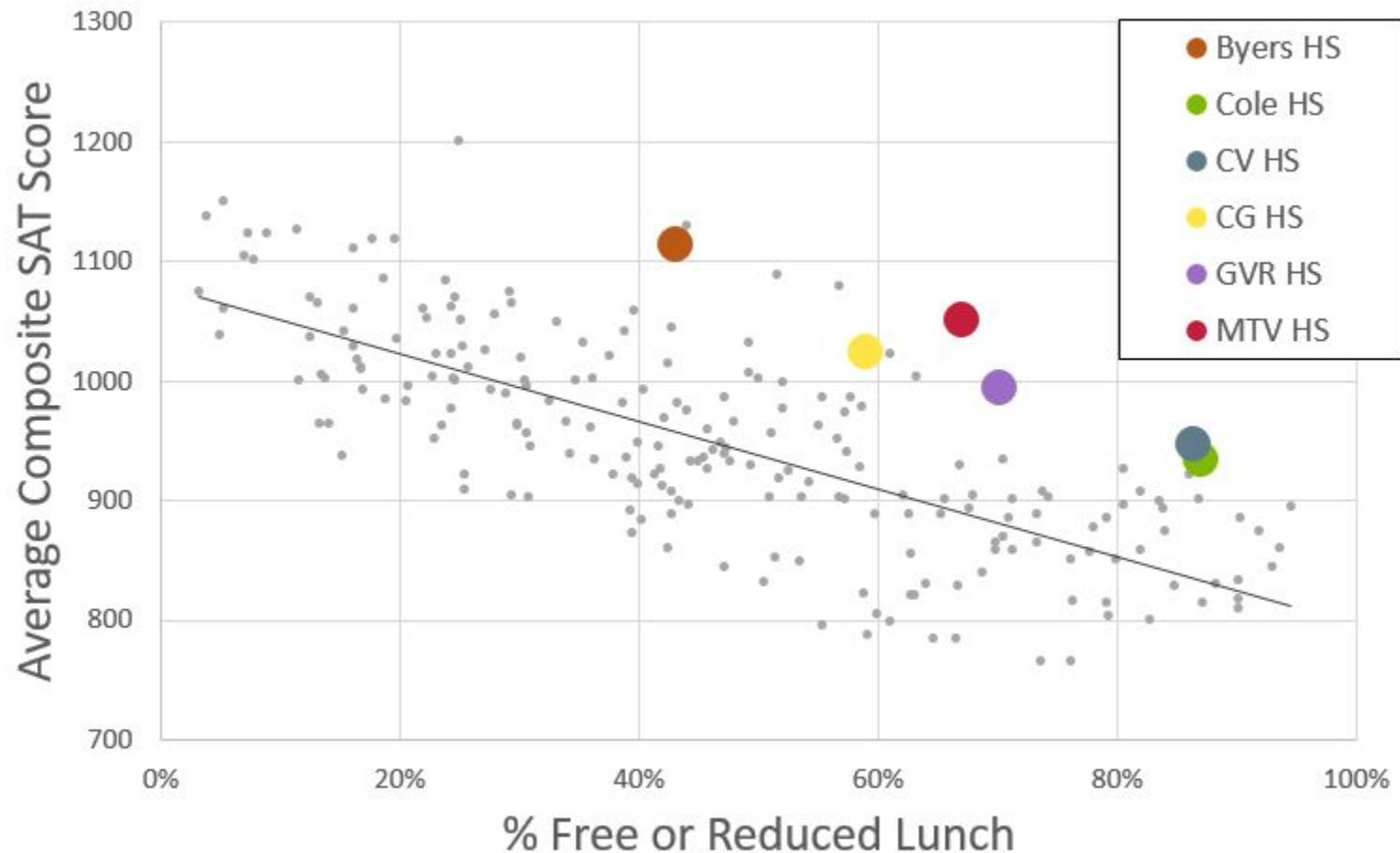
2021 MIDDLE SCHOOL RESULTS

8th Grade CMAS Math | Colorado Middle Schools



2021 COLLEGE READINESS

2021 SAT Results | Colorado High Schools





This Year's Events

Fight for Noel/Elevate NE HS

In October 2020 the DPS School Board rejected a contract for DSST: Noel HS (later DSST: Elevate Northeast HS) to open at the beginning of the 2021-2022 school year, citing DSST: Cole performance as one of several factors. This rejection followed a year-long intensive campaign of advocacy from the DSST Noel community including hundreds of hours spent at board meetings, public testimonies, local and national media coverage, and thousands of petition signatures calling for the DPS Board to approve DSST Noel High School.

DSST appealed this decision (the first such appeal in DSST history) to the State Board of Education, who convened a special board meeting in November 2020 to hear the case.

The State Board of Education overturned the decision by a vote of 6-1 and order the DPS Board of Education to approve a contract to open DSST Noel in the fall of 2021-2022.

The DPS Board of Education approved a revised contract to approve DSST Noel in December 2020.



Responding to Covid-19

This past calendar year has forced us to be nimble.
During this time we:

- Implemented E-School – which included synchronous virtual instruction
- Reopened our schools for 2 school days for any student who wanted to come in person; implementing vigorous safety measures
- Implemented synchronous instruction for virtual and in-person learners
- Created Project: Create with CBS4 – a weekly STEAM contest for k-12 students



Henry / College View Consolidation

After waning enrollment at DSST: Henry Middle School DSST made the decision to consolidate DSST: Henry and DSST: College View Middle School to ensure that all students would be able to have the full robust programming that comes with a fully enrolled school.

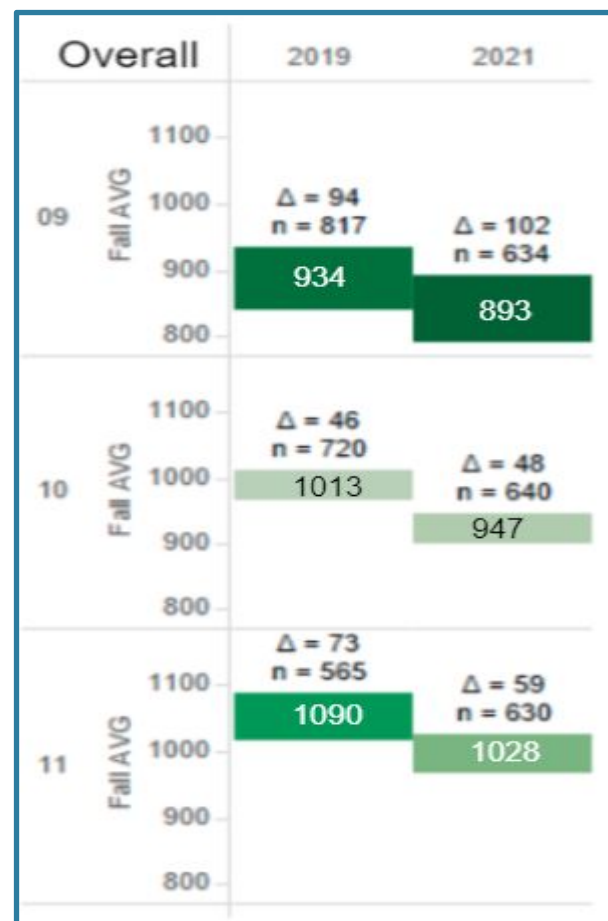
All current DSST: Henry students were offered a spot at DSST: College View (including 8th graders who can continue at DSST: College View HS) in order to fully consolidate the two schools at the end of the 20-21 school year.



Learning Loss from COVID

School	Sub.	Gr	2021 Participation	2021 %Prof	2019 %Prof	2018 %Prof	2017 %Prof
DSST Network	Math	6	72%	14%	33%	27%	32%
DSST Network	ELA	7	67%	37%	51%	56%	52%
DSST Network	Math	8	64%	27%	42%	46%	46%

- Proficiencies were much lower than in prior years--Math 6 %Prof was particularly low



- Overall P/SAT Fall average scores came in lower than in Fall 2019 in all grades, and ended lower than Spring Scores in 2019

Mental Health Challenges from COVID

Children's Hospital declares State of Emergency. From January to April 2021, youth behavioral health visits in emergency departments across the hospital system have increased more than 70 percent over the same time period in 2019. In April 2021 alone, there was a 90 percent increase over April 2019, according to Children's Hospital Colorado.

- We are seeing this at DSST in our student body. Over the last two weeks, we have completed more safety protocols for students experiencing suicidal ideation than in past years.
- We are also seeing increases in trauma responses - fight, flight, and freeze. Some students are having larger escalations, while others are shutting down in class and becoming unresponsive, and others are just not coming to school at all. These responses are a means to protect and cope with a world around them that has felt unpredictable and unstable.

DSST Network Priorities

Network Priority | **“Back to Basics”**

High Quality Instructional Core

Recommit to core instructional practices that drive student achievement and reduce equity gaps, especially instructional planning and accompanying data cycles. Address unfinished learning in a non-punitive way by returning to “back to basics” to ensure baseline, high-quality instructional practices for every student, in every classroom, at every campus.

Network Priority | **School Culture & Student Experience**

Develop, and maintain a joyful, engaging, inclusive, and safe student culture where students can become the best versions of themselves.

DSST Programmatic Shifts

Programmatic Shift | **STEM & Creative Core**

Become a district leader in STEM. Expand and strengthen our STEM and Creative Core offerings to provide strong whole child education, cultivating lifelong student interests and meeting student and family desires for greater electives and choice. Provide equitable access to STEM and Creative Core programming.

Programmatic Shift | **Community Engagement**


Foster true partnerships with our families and communities to better appreciate, value, and support the social, emotional, and wellness needs of our students, build collaborative and authentic regional connections and support the neighborhoods surrounding our schools



Strategic Plan

DSST STRATEGIC PLAN


CORE MODEL ELEMENTS



ACADEMIC
PREPARATION



VALUES
DEVELOPMENT



INTEGRATED
SCHOOLS




COLLEGE
SUCCESS

ORGANIZATIONAL INITIATIVES



PEOPLE
DEVELOPMENT



NETWORK CLARITY



CONTINUOUS
IMPROVEMENT

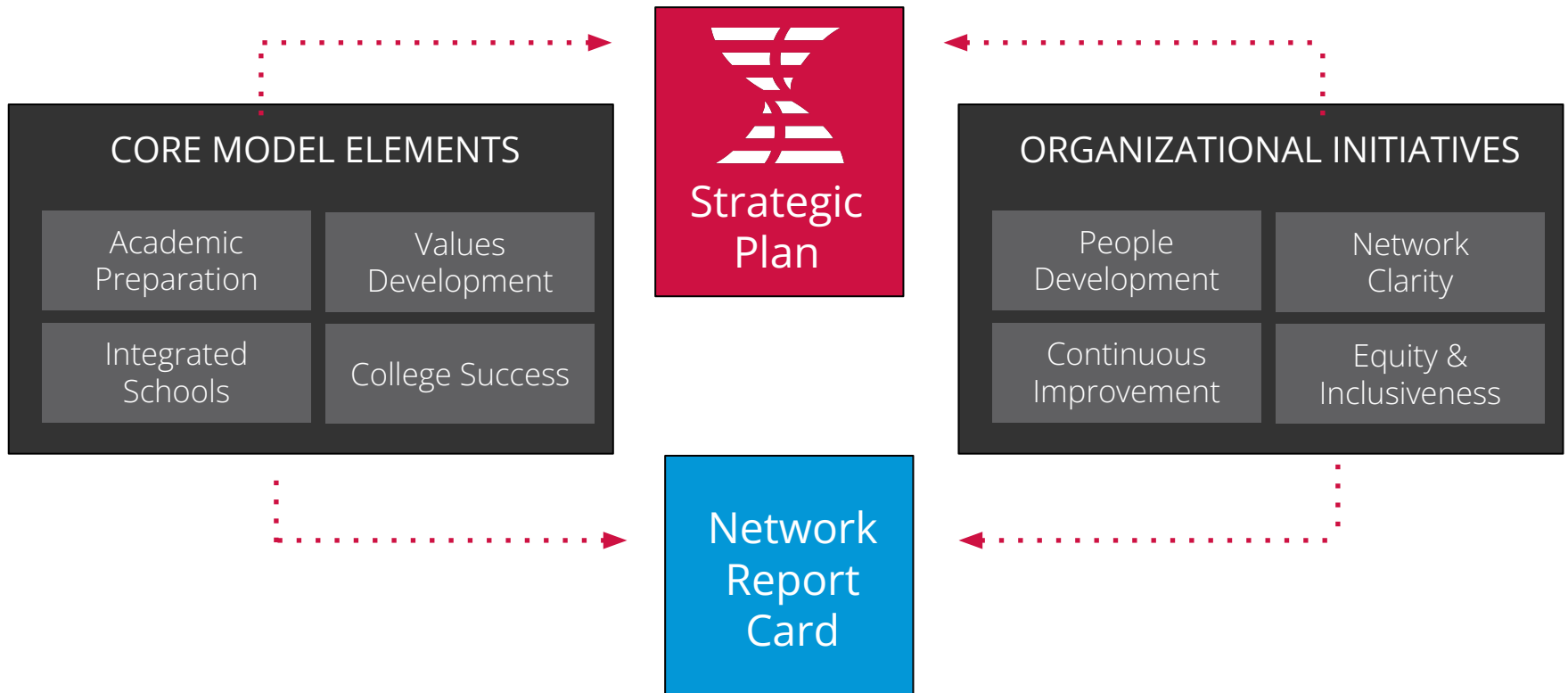


EQUITY &
INCLUSIVENESS

2020-2021 NETWORK REPORT CARD

Core Model Outcome	Component	Goal & DSST Standard
Academic Preparedness	Growth MS	iReady Combined MGP of 50+
	Growth HS	P/SAT Fall to Spring growth of +60
	Proficiency MS	iReady 65%+ Combined 8th grade ELA/Math Proficiency (ELA/Math)
	Proficiency HS	80%+ 11th grade students 1010+ on SAT
	Gaps MS	iReady growth gap of 8 MGP or less between SWD or MLL or SOC students and the rest of the school (SWD/MLL/SOC)
	Gaps HS	Growth gap of +10 points or less between SWD or MLL or SOC students and the rest of the school on P/SAT (SWD/MLL/SOC)
College Success	College Success	Average grad rate of colleges enrolled in by the graduating class equals or exceeds the average IGR of the graduating class
Values Development	Student Values	Student re-enrollment of 90%+
	Staff Values	Staff retention of 85%+
Integrated Schools	%FRL	%FRL 40-70%
	Recruitment	Round 1 first choice is 115%+ of seat offers
Organization Health (in support of Core Model Elements)	Budget	Net income greater than or equal to budget
	Development	Meet our annual fundraising target (\$3.2M)
	Risk	DSST risk assessments shows an acceptable preparation level

MULTI-YEAR STRATEGIC PLANNING



What are the problems preventing us from achieving the above in any given year?



Network Growth

GROWTH STRATEGY

Denver | Growth through 7 campuses

Aurora | Growth through 2 campuses

Future Decisions:

- Evaluate further growth in Aurora
- Evaluate potential for 3rd market
 - may be accelerated based on Denver market shifts

SCHOOL BUILD OUT SCHEDULE

DSSTSM PUBLIC SCHOOLS

Projected Growth (consistent in all scenarios)

Opening in the Fall of...

New School	2021-22	2022-23	2023-24	2024-25	2025-26	2026-27	2027-28	2028-29	2029-30
AST HS		X							
APS 2 MS		X							
APS 2 HS					X				

	2021	2022	2023	2024	2025	2026	2027	2028	2029	2030
Schools Operating	15	15	17	17	17	18	18	18	18	18
Enrollment	6,856	6,834	7,373	7,811	8,196	8,456	8,605	8,723	8,825	8,825

VISION 2025

We have the opportunity to create a 100 year institution that fundamentally changes public education in Colorado.





Thank You