



---

# What is the impact of covid on the labour market?

October 15th 2020

**Arjan Visser**

[#Indeedinsights](#)

# Agenda

01

Current economic situation

02

How are employers and jobseekers reacting?

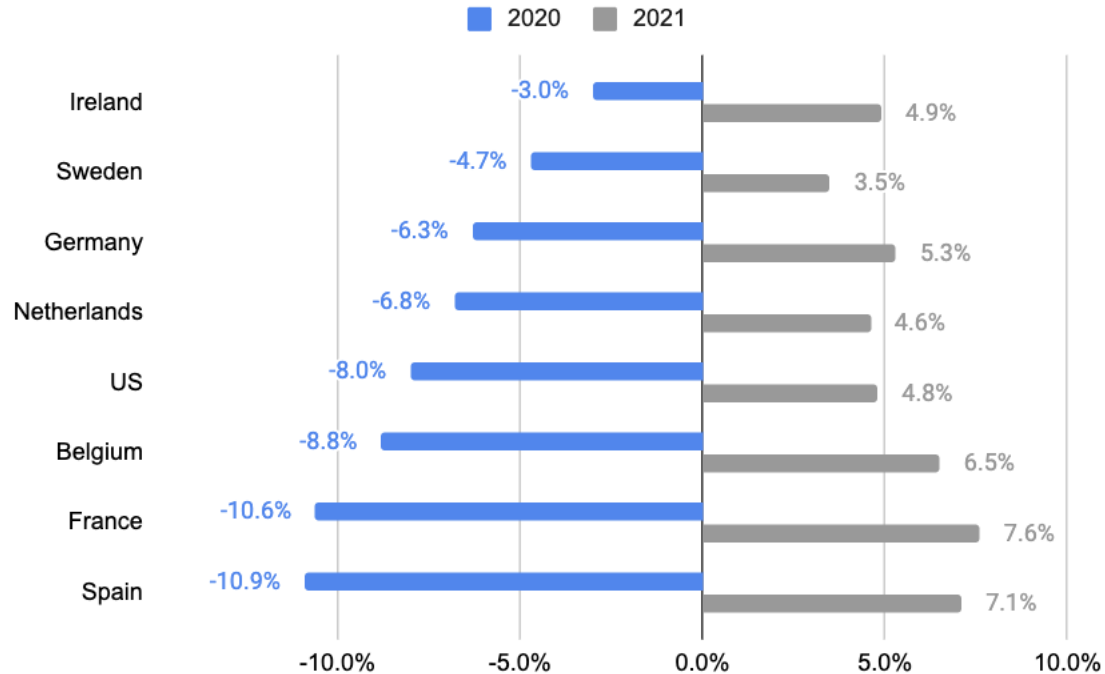
03

How is Indeed adapting?

04



## Expected Economic Growth (GDP YoY 2020 – 2021)



## Polling 6: Labour market back on pre pan... ▼ [Edit](#)

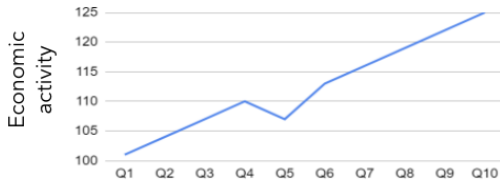
### 1. What do you think?

When will the labour market be back on the same level as before the pandemic?

- ☐ By the end of 2021
- ☐ Somewhere in 2022 or 2023
- ☐ After 2023
- ☐ Never
- ☐ Don't know

# Different types of recessions

"V"-Scenario



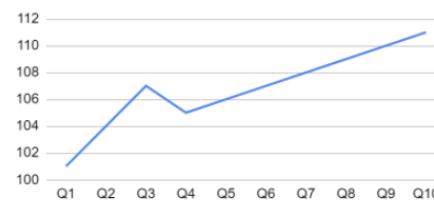
Economic shock where growth eventually rebounds

"U"-Scenario



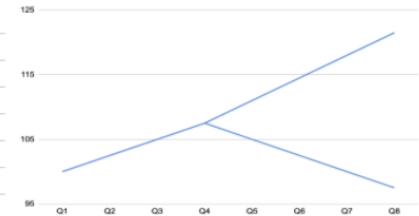
Some permanent loss in output after shock

"L"-Scenario



Signalling real structural damage with significant impact on growth

"K"-Scenario



Economic activity impacted whereby some companies show acceleration and others are strongly impacted

## Polling 7: Job postings drop



Edit

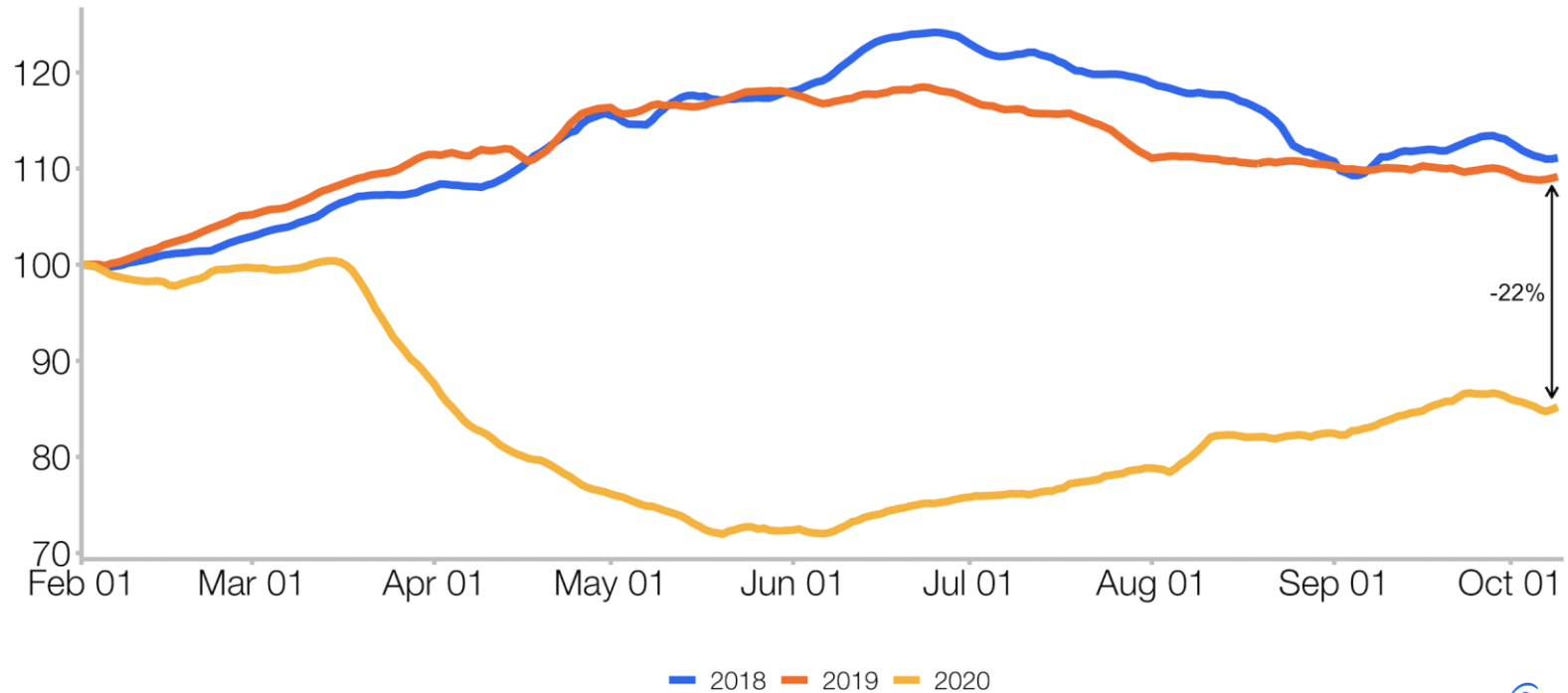
### 1. What do you think?

**By how much did job postings drop between 1st October 2020 and 1st October 2019?**

- ☐ No drop
- ☐ Between 0% and 15% drop
- ☐ Between 15% and 30% drop
- ☐ Between 30% and 50% drop
- ☐ More than 50% drop

## Job postings on Indeed

7 day moving avg through Oct 09, indexed to Feb 01



-22%

Sectors	% change in postings trend		
	5 Jun	28 Aug	2 Oct
<i>Smaller than average declines</i>			
Veterinary	-19,4	31,8	38,7
Med dental	-29,9	3,9	19,9
Chemical technology		30,2	15,5
Nursing	-15,8	-1,0	8,1
Construction	-18,3	-10,6	-0,1
<i>Declines similar to economy average</i>			
Management	-31,2	-22,5	-20,7
Mechanical engineering	-28,3	-19,9	-21,1
Social services	-34,0	-23,4	-21,8
<i>Larger than average declines</i>			
Insurance	-57,8	-58,3	-57,2
Hospitality	-70,4	-49,2	-50,9
Pharmacy	-39,4	-51,2	-47,5
Customer service	-54,4	-45,2	-37,3
Administration	-51,8	-38,7	-36,2

Source: Indeed. Green percentages show improvements in trends compared to previous month





## In demand jobs

job posting analysis over the period september 1st- october 3rd 2020

### Top 10 roles with most postings

Customer support (+8,6%)

Cleaner(+4,6%)

Nurse ig (+4,2%)

Carpenter (+3,5%)

Sales (+3,3%)

Cashier (+2,0%)

Internship (+1,8%)

Nurse (+1,4%)

Mechanic (+1,1%)

Planner (-1,8%)

### Top 10 roles with biggest increase in postings

Concrete carpenter (+47,3%)

Staffing agent (+33,0%)

Optician (+28,7%)

Apprentice Carpenter (+28,4%)

Order picker (+26,0%)

Childcare worker (+25,4%)

Beautician (+25,3%)

Service desk employee (+24,3%)

Software Tester (+24,0%)

Doctors assistant (+23,7%)

# Job posting trend per country

Postings on Indeed as of October 2nd

## Country

	5 juni	28 Aug	2 Oct
United Kingdom	-61%	-52%	-46%
France	-43%	-38%	-34%
Ireland	-56%	-38%	-29%
Italy	-43%	-27%	-28%
New Zealand	-56%	-36%	-25%
Australia	-48%	-30%	-21%
Netherlands	-38%	-26%	-21%
Germany	-26%	-23%	-20%
Canada	-43%	-23%	-16%
United States	-32%	-20%	-16%

Source: Indeed. Green percentages show improvements in trends compared to previous month



## Fastest growing search terms compared to last year

Top 10 risers in share of searches on indeed.nl on 2 October (vs. same day in 2019)

Search term	Relative growth
Healthcare service   ggd	541%
Healthcare without diploma   zorg zonder diploma	143%
Packer   inpakmedewerker	113%
Driver driving licence B  bezorger rijbewijs b	99%
Student job  bijbaan student	94%
Cleaner hospital   schoonmaak ziekenhuis	86%
Freelance courier  zzp koerier	80%
Work from home   thuis werken	77%
18 years   18 jaar	73%
Receptionist callcenter   receptioniste telefoniste	73%

Source: Indeed.

## Fastest decreasing search terms compared to last year

Top 10 drops in share of searches on indeed.nl on 2 October (vs. same day in 2019)

Search term	Relative decrease
Primark   primark	-66%
Sales   verkoopster	-61%
Events   evenementen	-58%
Packing   inpakken	-56%
Event manager   event manager	-53%
Financial Admin   financiële administratie	-49%
Theater   theater	-48%
Large international companies   grote internationale bedrijven	-48%
Aldi   aldi	-48%
Finance   financieel	-47%

Source: Indeed.



## Remote work searches (%) on Indeed in the Netherlands in 2020



Source: Indeed data (Netherlands)

## Polling 8: Working from home

[Edit](#)

### 1. What would be the biggest reason for you not to work from home?

- ☐ Difficulty unplugging after work
- ☐ Tendency to work harder and/or work more hours than paid for
- ☐ Difficulty staying motivated
- ☐ Loneliness
- ☐ Lack of collaboration and/or communication
- ☐ My home set up is not ideal for home working

## Wavewood Coffee Event

In progress | Apr 8th, 2020 4:00 PM — 6:00 PM CST

Invite interviewer

Make announcement

... More actions

End event

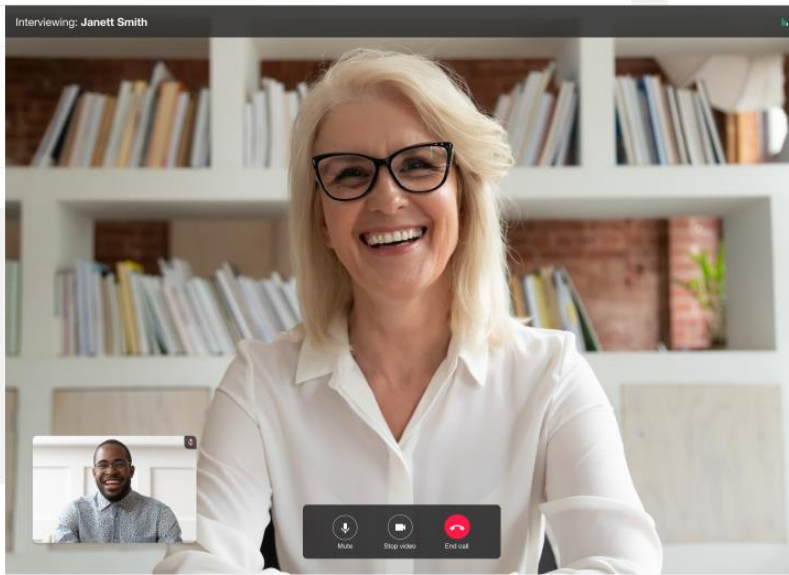
Lobby Summary

Main lobby (0)

Store Clerk (0)

[+ Create lobby](#)

	Name	Wait time	Status	
1	Susan Smith	15m 12s	Interviewing...	<a href="#">Start interview</a>
2	Oliver Wood	10m 02s	Waiting for interview	<a href="#">Start interview</a>
3	Lindsay Simpson	07m 32s		
4	Jane Brooklyn	06m 48s		
5	Emily Stein	06m 32s		
6	Jimmy Lynn	02m 01s		
7	Robert Lyod	01m 14s		



# Thank you!



@IndeedNL



[avissers@indeed.com](mailto:avissers@indeed.com)



[blog.indeed.nl/category/covid19/](https://blog.indeed.nl/category/covid19/)





Here to  
help.