

TALENT INTELLIGENCE

Weekly Trucking Insight

FEB. 16, 2022

**Specialized Trucking
Sectors Still Struggling
to Recover**



Overview

Job Board Searches and Clicks

- Last week, truck driver searches were down 5% from the previous week, while clicks ticked up 1%.
 - Owner-operator postings saw a large decrease in activity.

Spot Freight Market

- Overall spot rates were flat from the previous week.
- Total load postings increased 2%.
- Overall truck availability decreased 2%.

Story of the Week

- There are 26,300 more individuals employed at truck transportation establishments than two years ago.
 - The general freight sectors (consumer-oriented freight) have seen increases in employment.
 - The specialized sectors have not yet recovered from their 2019 levels.
- This data highlights the substantial shift of trucking capacity towards the general freight sector since the start of the pandemic.

Numbers at a Glance

SPOT RATES

WoW: ■ Flat

SPOT RATES BY SEGMENT

WoW: Dry Van ▲ Up 1¢ per mile

WoW: Refrigerated ▼ Down 6¢ per mile

WoW: Flatbed ▲ Up 2¢ per mile

LOAD POSTING VOLUME

WoW: ▲ Up 2%

LOAD VOLUME BY SEGMENT

WoW: Dry Van ▲ Up 1%

WoW: Refrigerated ▼ Down 1%

Wow: Flatbed ▲ Up 4%

TRUCK AVAILABILITY

WoW: ▼ Down 2%

TRUCK DRIVER SEARCHES

WoW: ▼ Down 5%

MoM: ▲ Up 6%

YoY: ▼ Down 15%

CLICKS ON TRUCK DRIVER POSTINGS

WoW: ▲ Up 1%

MoM: ▲ Up 4%

YoY: ▲ Up 51%

This Week in Job Board Searches & Clicks

Searches and Clicks on Job Aggregator Partner Network¹

Truck Driver Searches

vs 1 Week Ago:

▼ 5%

vs 1 Month Ago:

▲ 6%

vs 1 Year Ago:

▼ 15%

Clicks on Truck Driver Postings

vs 1 Week Ago:

▲ 1%

vs 1 Month Ago:

▲ 4%

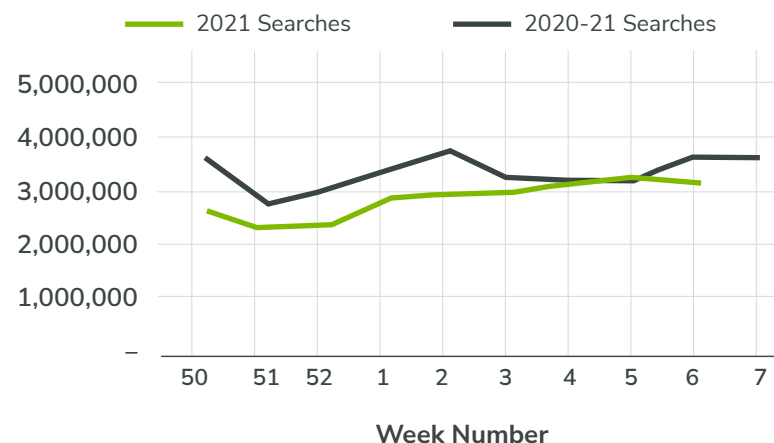
vs 1 Year Ago:

▲ 51%

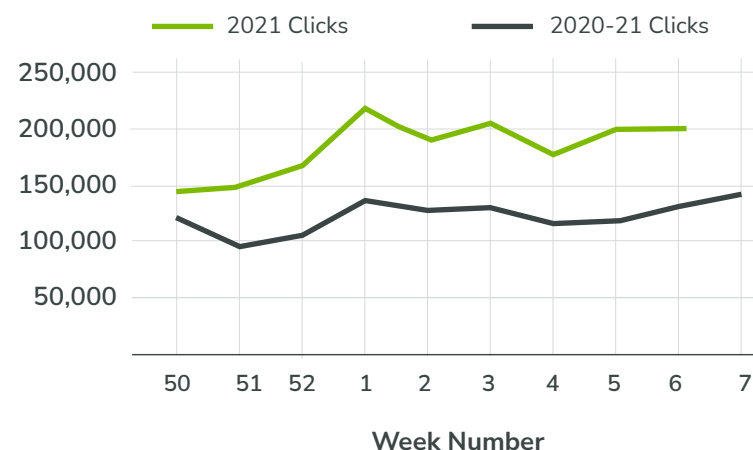
- Last week, owner-operator postings saw the largest decrease in activity.
 - Job searches on job boards decreased 32%, and clicks decreased 19%.
- Search and click activity also decreased on postings for both team and inexperienced/trainee positions.
- Company driver postings, which make up the majority of the total truck driver postings, had an increase in clicks, while the number of searches was flat.

¹ JOB BOARD DATA IS AGGREGATED FROM MANY PARTNERS.

Truck Driver Searches



Clicks on Truck Driver Postings



This Week in Spot Freight

Overall spot markets changed little in the latest week.²

Spot rates were flat from the previous week.

Dry Van: +1¢ CPM | Refrigerated: -6¢ CPM | Flatbed: +2¢ CPM

- A sharp increase in fuel prices (+10 cents) kept rates from falling.

Total load postings increased 2% from the previous week.

Dry Van: +1% WoW | Refrigerated: -1% WoW | Flatbed: +4% WoW

- The Midwest and South Central regions accounted for almost all the gain in volume.

Overall truck availability declined 2% from the previous week.

- The overall load-to-truck ratio rose slightly and remains stronger than before the holidays.
 - The load-to-truck ratio rose for Dry Van and Flatbed but declined for Refrigerated.



WoW Spot Freight

Spot Rates Excluding Fuel Charges

■ Flat WoW

Total Load Postings

▲ 2% WoW

Overall Truck Availability

▼ 2% WoW

² DATA IS TAKEN FROM FTR VIA TRUCKSTOP. TO READ THE FULL WEEKLY REPORT, [CLICK HERE](#).

Story of The Week

Trucking has added 26,300 jobs since the end of 2019.³

Revised Bureau of Labor Statistics (BLS) data shows there are 26,300 more individuals employed at truck transportation establishments than two years ago.

- December 2021 is now an all-time December record for trucking employment.

Overall, companies hauling general freight (consumer-oriented freight) have seen increases in employment.

- The gains from December 2019 are primarily due to the general freight, local sector.
- But there have also been gains in the general freight, long distance TL and LTL sectors.

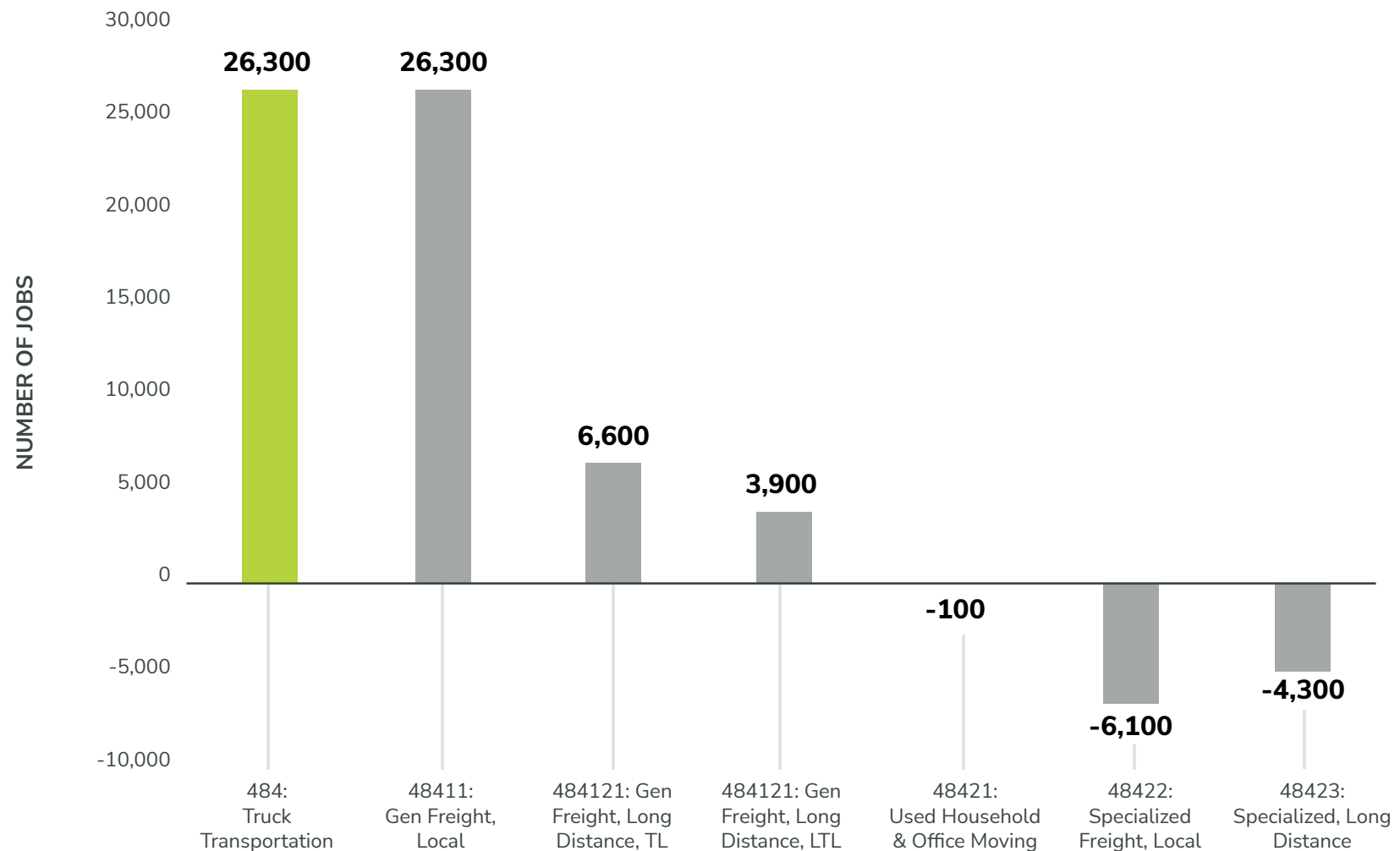
The specialized sectors have not yet recovered from their 2019 levels.

- This makes sense because manufacturing output is still below pre-Covid levels, and some industries, such as hydraulic fracturing, have not fully recovered.

The data on the next page highlights the substantial shift of trucking capacity towards the general freight sector since the start of the pandemic.

- It also reflects drivers' increased interest in jobs that offer increased home time.
- It will be interesting to see if the infrastructure package and rebounding manufacturing spurs more employment in the specialized sectors in 2022.

Change in Employment for Truck Transportation Sectors: December 2021 Relative to December 2019 (Not Seasonally Adjusted)



3 MILLER, JASON. "[LINKEDIN POSTING: CHANGE IN EMPLOYMENT FOR TRUCK TRANSPORTATION SECTORS](#)," 8 FEB 2022, LINKEDIN.COM.



We are **the growth platform** for **vital industries** such as transportation, construction and agriculture. Through a combination of people and technology, we give our clients **unique capabilities** to sell to and serve their end customers better. We create better **relationships**, better **insights**, and better **results** in sales, recruiting and other essential services that drive sustainable growth for our clients.

For more information, visit: www.randallreilly.com.