

EXPERIENCE A BETTER WAY

Our NEW User Experience

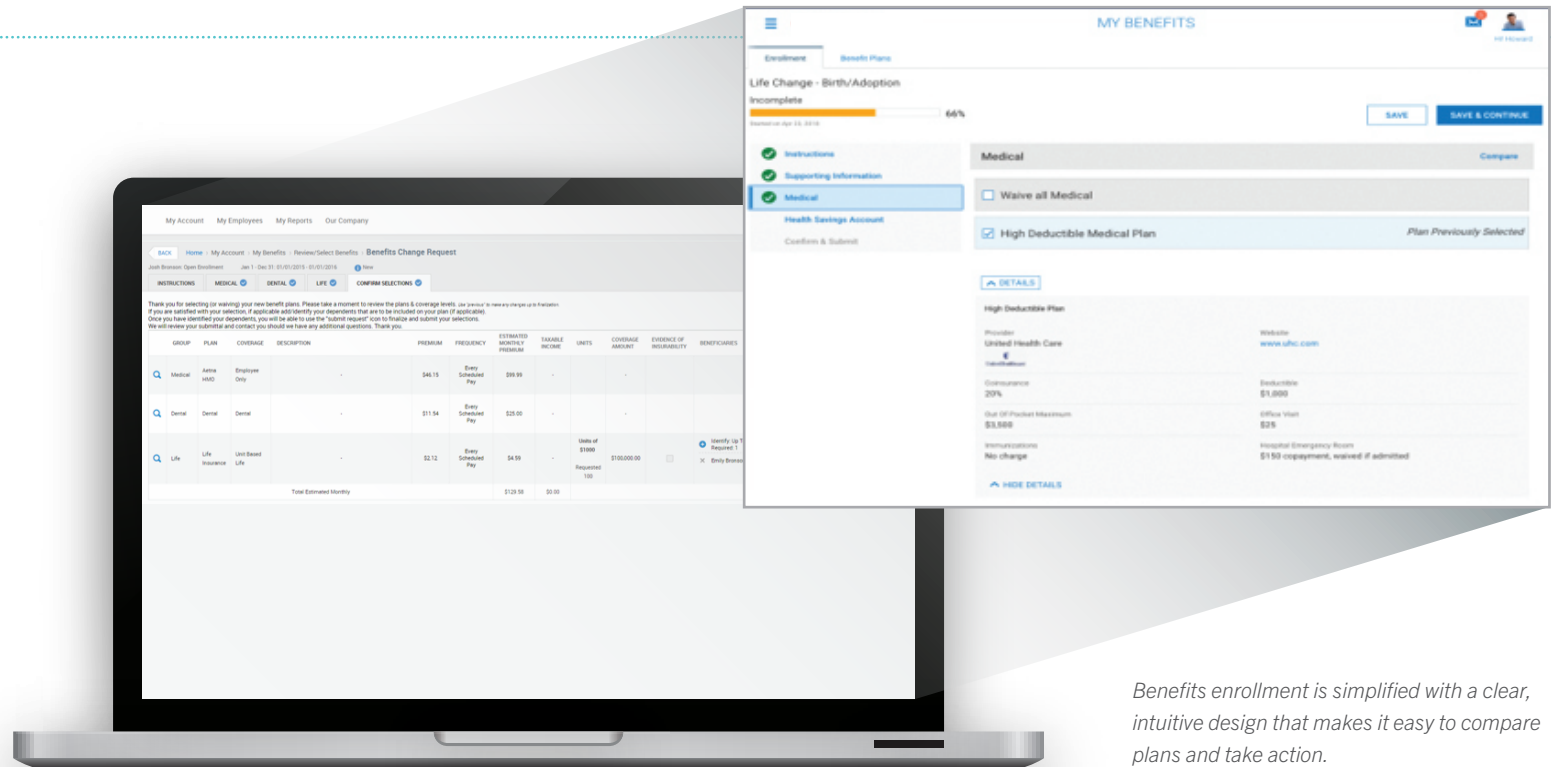
More than just a facelift, it's a whole new way to experience work

While change can be disruptive, it can also be transformational. Think moving to our new human capital management (HCM) experience is all effort and no value? Think again. Much more than just a snazzy user interface (UI), the reimagined design revolutionizes the way your people experience work by bringing consumer-grade simplicity and convenience to HCM. Complete tasks in fewer steps. Get actionable insights at a glance. And take care of business from anywhere on any device. It's designed for the way people work today — and in the future — to drive new levels of productivity and engagement.

Take a look at how our new HCM experience changes everything for the better.

Efficiency

We've streamlined every aspect of the user experience, so your people get more done faster. Navigate with ease. Access information instantly. Complete actions in fewer clicks. The homepage is now a configurable, one-stop hub that's personalized by role. Just scroll through widgets to perform day-to-day tasks — punch in/out, submit timesheets, request time off, view paystubs, enroll in benefits, and more — and move on to the next priority.

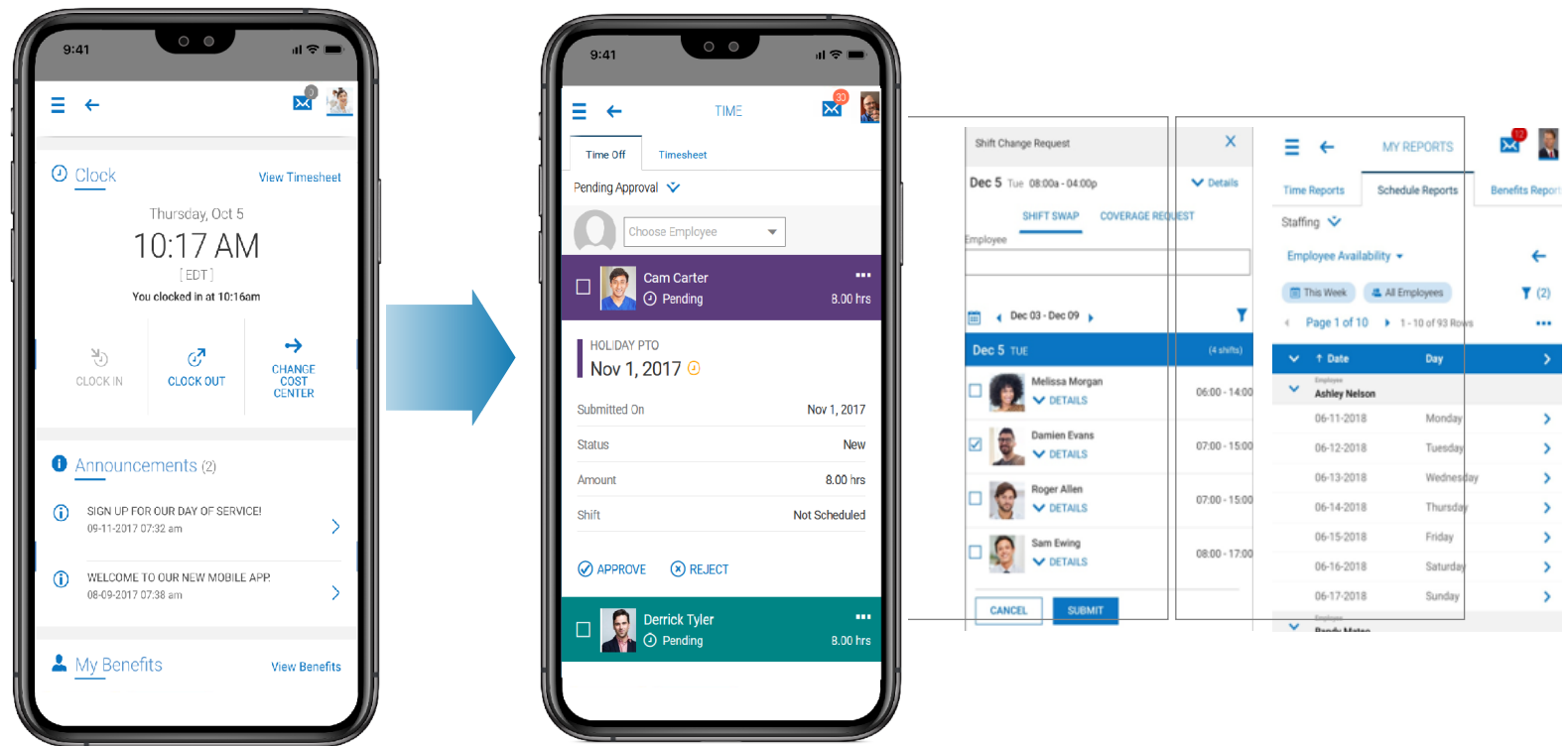


Benefits enrollment is simplified with a clear, intuitive design that makes it easy to compare plans and take action.

Availability

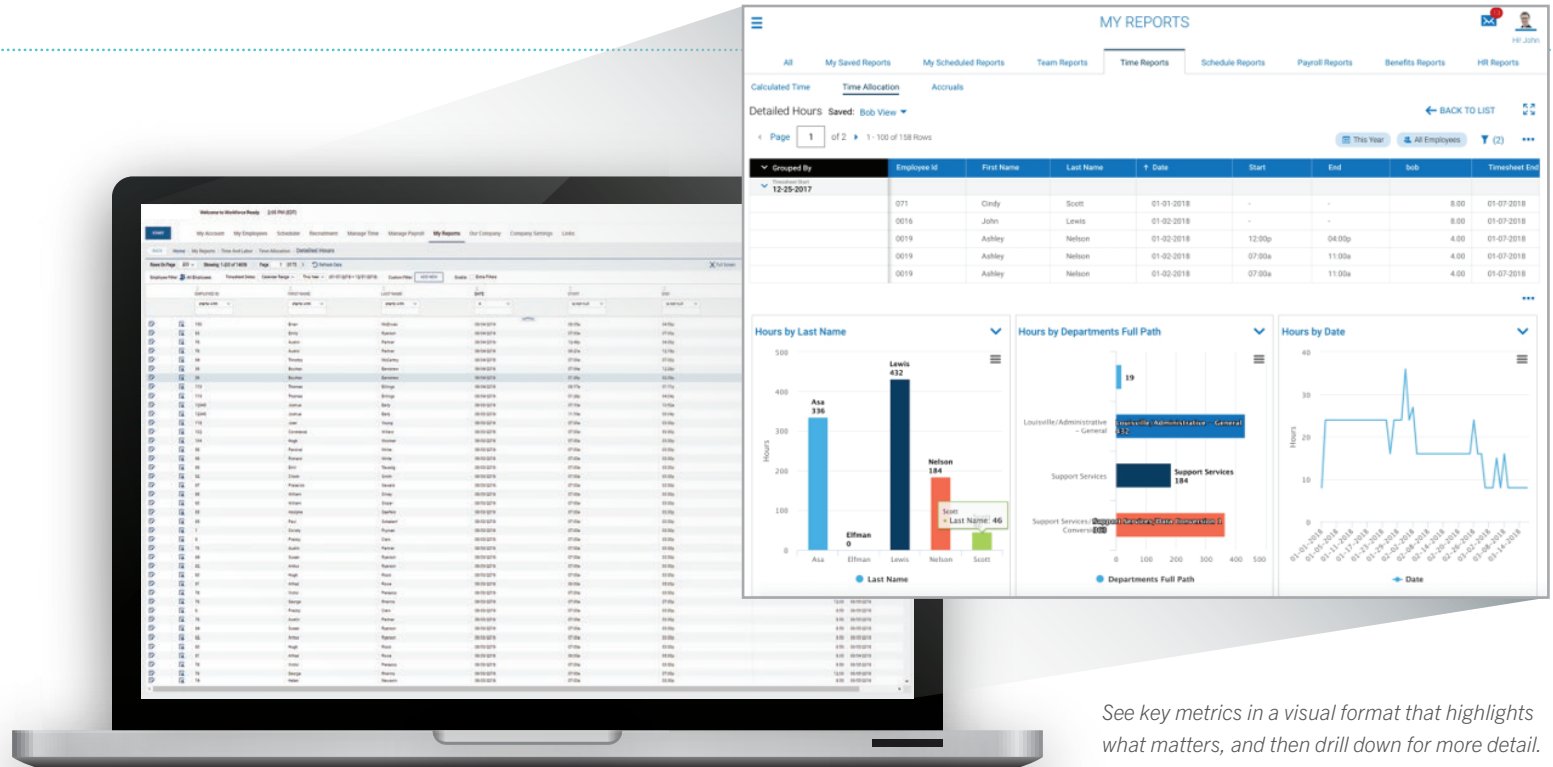
The responsive design adapts to different devices so your people can stay productive anywhere. Compare benefit plans at home on a smartphone and enroll on a computer at work. Apply for a job from the train or request time off from the factory floor via mobile phone. Configure a detailed report on a desktop and access it from a tablet in the field. It's a seamless experience that delivers flexibility without compromise.

Say goodbye to clunky interfaces and enjoy a consistent, responsive user experience across all devices.



Visibility

Embedded analytics deliver instant insights across the HCM experience to guide smarter decisions. Transform traditional line-by-line reports into interactive charts and graphs in a few simple clicks. View trends at a glance and take immediate action. You'll spend less time searching for data and more time influencing outcomes.



See key metrics in a visual format that highlights what matters, and then drill down for more detail.