

Affordability, Convenience, Efficiency for all your Cold Storage needs!

CoolBot[®]
— WALK IN COOLER



Think Inside the Box

- **Save \$1,000s vs. traditional cooling systems and enjoy energy savings up to 42%**
- **Perfect for: Agriculture, Brewing, Floral, Dairy, Hunting, Food Storage, Wine**
- **Assembles in as little as 1 - 3 hours**
- **Powered by the revolutionary CoolBot Pro and an LG window air conditioner**

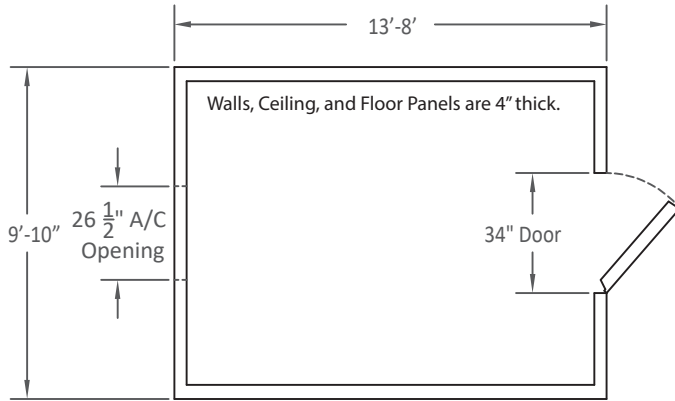


- Enjoy cold storage powered by revolutionary CoolBot Pro technology
- Energy Efficient insulating Cam Lock panels for reliability both indoors & outdoors
- No expensive refrigeration system installation or repairs
- Sanitation listed to NSF 7 and safety listed to UL 471 by Intertek
- Easy to clean panels come with a 10 year warranty
- Energy savings / green conscious
- Simple DIY installation with commercial grade materials
- CoolBot Pro and LG air conditioner included
- Remote temperature monitoring and alerts with free CoolBot Pro App
- Includes exterior temperature readout, vapor proof led light, door closer
- Insulating rating of 4" thick cooler panels R-value 28
- Over 90,000 CoolBots in use keeping products refrigerated

Get Connected - Stay Cool™

www.storeitcold.com | cooler@storeitcold.com | (888) 871-5723

10' x 14' WALK-IN COOLER



OPTIONS

- Indoor or Outdoor
- With or w/out Floor
Outdoor coolers must have a floor
- A/C Position (Back, Left, or Right Wall)
- Door Position (Front, Left or Right Wall)
- Door Hinges (Left or Right)

ADD-ONS

- 36" or 42" Door: With or without floor
- 48" Door: Without floor only
- Door Window (12" x 12") and/or Wall Windows (24" x 24")
- Second A/C unit (35°F storage)

TECHNICAL DATA

BOX HEIGHT

Exterior / Interior (With Floor)	7'- 8 ¹ / ₂ " / 7'- 0 ¹ / ₂ "
Exterior / Interior (Without Floor)	7'- 4" / 7'- 0"

INSULATION

High Density Foam, UL/ETL classified	4" R-Value 28
Core Flame Spread	≤ 25 / ≤ 25
Smoke Rating	≤450 / >500

WALL/CEILING PANELS

Interior Finish	26 Ga. Stucco Embossed Galvanized
Exterior Finish	26 Ga. Stucco Embossed Galvanized

FLOOR PANELS (FLOOR OPTION)

Standard NSF Panel	Smooth Aluminum
Load Rating (Stationary)	600 Lbs/ Sq. Ft

DOOR

Standard NSF Left or Right Hinge (chosen at time of order)	34"W x 78"H
Interior/Exterior Finish	26 Ga. Stucco Embossed Galvanized
Heavy Duty Deadbolt Handle Latch	Safety Release Mechanism
Self Closing Mechanism	Hydraulic
Vapor Proof Light & Globe	120 V, 0.8 Amp
Digital LED Thermometer with Pilot Light Switch	NSF Approved

REFRIGERATION (INCLUDED)

CoolBot Pro Digital Controller	120 V, 1 Amp
LG 24K BTU Window Air Conditioner	208 - 230 V / 20 Amp Circuit Required

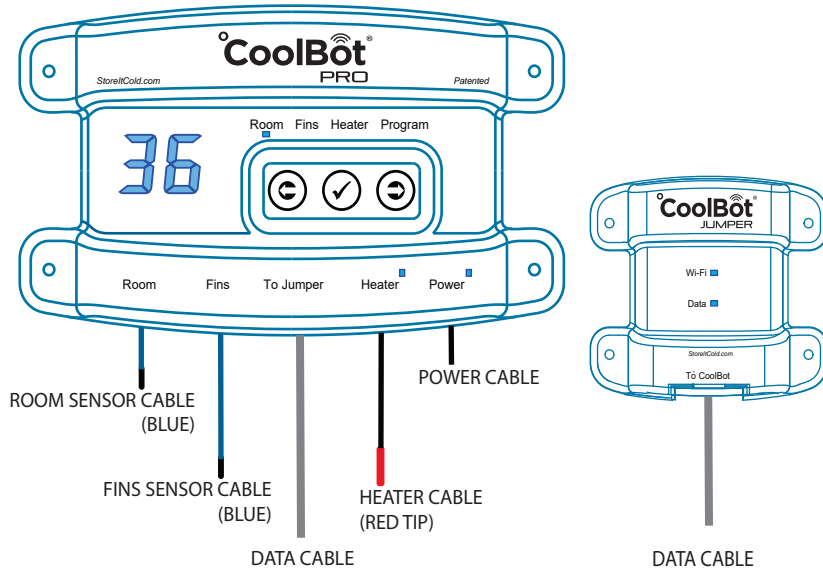
ACCESORIES (SHIPPED LOOSE)

NSF Vinyl Floor Screeding (W/out Floor Option)	1 Set
A/C Rain Hood & Door Rain Gutter (Outdoor Package Option Only)	1 Set
40-mil PVC Roof Membrane (Outdoor Package Option Only)	1

WI-FI ENABLED DIGITAL TEMPERATURE CONTROLLER



GET CONNECTED - STAY COOL™




FEATURES

The CoolBot Pro is a patented Wi-Fi enabled temperature controller that enables users to create a low-cost walk-in cooler using a standard digitally-controlled Window or Mini Split A/C unit.

- User friendly installation and operation
- Can be set to Fahrenheit or Celsius
- Power Auto Restart - your last settings saved in memory
- Simple User Interface with Capacitive Touch Buttons or via App
- Temperature Setting Range: 32°F ~ 65°F / 0°C ~ 18°C
- Wi-Fi Relay Module included - Jumper
- Remote Temperature Monitoring (via App)
- Settings Adjustment via App
- User-designated Temperature Ranges for Alerts and Notifications (via App)
- Critical Alerts via SMS and e-mail (on mobile device or PC via App)
- Temperature Log Graphic (via App)

COMMON USES



REQUIREMENTS

- A CoolBot Pro
- A room insulated with Rigid Foam to a value of R25
- A compatible Digitally-Controlled Window or Mini-Split A/C unit
- An available Wi-Fi Network and Internet Connection (if using Wi-Fi and App Features)

TECHNICAL DATA

CONNECTIONS / SENSORS AND CABLES

2.5mm / Temperature Sensor Cables (Blue)	2
2.5mm / Heater Cable (Red Tip)	1
RJ11 / Data Transfer Cable (Grey / Silver)	1
Mini USB / UL Listed Power Supply	1

ELECTRICAL RATINGS

Input Voltage 50-60Hz	120-240 VAC
Output Voltage	5 VDC
Output Amps	1 Amp

MATERIALS / FINISH

Case	Plastic
Color	Dark Blue

DIMENSIONS

Controller (LxWxD)	6 x 3.4 x 1.1 inches
Jumper (LxWxD)	4 x 3.6 x 1.1 inches
Sensor Cables and Heater (L)	36 inches
Data Cable	25 feet
Shipping (LxWxD)	10 x 6 x 2.8 inches
Net Weight	13.6 oz
Shipping Weight	20 oz

WARRANTY

Standard	1 Year
Extended (Testimonial Form required)	2 Years

UPC CODE

SKU Number	CC-S0HV-MOUT
------------	--------------

WWW.STOREITCOLD.COM

<https://twitter.com/storeitcold>

<https://www.instagram.com/storeitcold>

<https://www.facebook.com/thecoolbot>

<https://www.youtube.com/storeitcold>

Design, features and specifications are subject to change without notice.
Weights and measurements are approximate.

Rev 2018-07A © 2018 Store It Cold, LLC.

TECHNOLOGY THAT'LL BLOW YOU AWAY

Looking for some real cooling power? How about 24,500 BTUs with a 9.8 Energy Efficiency Ratio? This is our most powerful window unit yet, and can take on up to 1,560 square feet with three cooling and fan speeds. Plus, with Auto Restart, if the power goes out, your unit automatically turns on after it is restored. Easy breezy.



PERFORMANCE

- 24,000/24,500 BTU
- CEER 10.3/10.3 / EER 10.3/10.3
- Dehumidification (Pts/Hr) 7.7
- Est. Cooling Area 1,560 sq. ft. (Room size 39' x 40')

FEATURES

- 3 Cooling & Fan Speeds with Auto Cool
- 4-Way Air Direction
- Power Failure Auto Restart
- Remote Control
- Timer 24 Hr. On/Off

3 Cooling & Fan Speeds with Auto Cool

Three powerful cooling and fan speeds allow you to control the temperature of your room at your pace.

4-Way Air Direction

Enjoy the cool air even more with our 4-way air direction. By adjusting the deflection, air is directed up, down, left or right to move the air where it's needed most.

Power Failure Auto Restart

Living isn't always easy in the summer. There are storms, high winds and extreme heat that can lead to power outages. Keep yourself covered with Auto Restart, which automatically turns the unit back on when power is restored.

PERFORMANCE

BTU Performance	24,000/24,500
CEER	10.3/10.3
EER	10.3/10.3
ENERGY STAR®	Yes
Dehumid. (Pts/Hr)	7.7
Dry Air Flow (CFM)	530
dBA Level (Indoor/Outdoor)	62/69
Est. Cooling Area (SQ. FT.)	1,560
Refrigerant	R32

FEATURES

Thermostat Control	Thermistor
Air Deflection	4-Way
Remote Controller	Yes
Auto Restart	Yes
Energy Saver Function	Yes
Timer	24 Hr, On/Off
Filter Alarm Function	Yes
Fan Speed Cooling	3
Fan Only Speed	3
Compressor	Rotary
In Door Fan Type	Turbo
Type Air Discharge	Top Discharge
Outdoor Vent/Exhaust	Yes
Chassis Type	Slide In-Out

MATERIALS/FINISHES

Available Colors	White
------------------	-------

ELECTRICAL RATINGS

Voltage/60Hz	230/208
Watts	2,330/2,370
Rated Amps	11.8/10.9

DIMENSIONS

Product (WxHxD)	26" x 17 11/16" x 28 1/8"
Shipping (WxHxD)	29 1/8" x 22 7/16" x 30 7/16"
Net Weight	136 lbs.
Shipping Weight	151 lbs.

LIMITED WARRANTY

	1 Year Parts and Labor
--	------------------------

UPC CODES

LW2516ER	048231 379496
----------	---------------

