

Doc id: 559369

ACCEPTED

Classified for
"RESTRICTED USE"
in New York State
under 6NYCRR Part 326

FOR REGISTRATION

Oct 29, 2018

New York State Department
of Environmental Conservation
Division of Materials Management
Pesticide Product Registration

GROUP 14 HERBICIDE

Clipper® SC

AQUATIC HERBICIDE

**FOR THE MANAGEMENT OF UNDESIRABLE AQUATIC VEGETATION
IN SLOW MOVING OR QUIESCENT WATERS**

ACTIVE INGREDIENT:

Flumioxazin* 44.0%

OTHER INGREDIENTS: 56.0%

TOTAL: 100.0%

*2-[7-fluoro-3,4-dihydro-3-oxo-4-(2-propynyl)-2H-1,4-benzoxazin-6-yl]-4,5,6,7-tetrahydro-1H-isoindole-1,3(2H)-dione
Clipper SC contains 4 pounds flumioxazin per gallon.

Shake Well Before Use

KEEP OUT OF REACH OF CHILDREN

Si usted no entiende la etiqueta, busque a alguien para que se la explique a usted en detalle.
(If you do not understand the label, find someone to explain it to you in detail.)

SEE BELOW FOR ADDITIONAL PRECAUTIONARY STATEMENTS

For Chemical Spill, Leak, Fire,
or Exposure, Call CHEMTREC
(800) 424-9300
For Medical Emergencies Only,
Call (877) 325-1840

EPA REG. NO. 71368-114

EPA EST. NO. indicated by the first two letters
of the batch number on this package
(VA) 70815-GA-002, (CH) 228-IL-001



Net Contents
1 Gal. (3.78 L)
Nonrefillable Container

Manufactured for
Nufarm Inc.
11901 S. Austin Ave.
Alsip, IL 60803



Grow a better tomorrow.

PRECAUTIONARY STATEMENTS
HAZARDS TO HUMANS AND DOMESTIC ANIMALS

Harmful if inhaled or absorbed through the skin. Causes moderate eye irritation. Avoid breathing spray mist. Avoid contact with skin, eyes or clothing.

HOT LINE NUMBER

Have the product container or label with you when calling a poison control center or doctor, or going for treatment. You may also contact 1-877-325-1840 for emergency medical treatment information.

PERSONAL PROTECTIVE EQUIPMENT (PPE):

Some of the materials that are chemical-resistant to this product are listed below.

Applicators and other handlers must wear:

- long-sleeved shirt and long pants
- chemical-resistant gloves made of any waterproof material examples include polyethylene or polyvinyl chloride
- shoes and socks.

Follow manufacturer's instructions for cleaning/maintaining PPE. If there are no such instructions for washables, use detergent and hot water. Keep and wash PPE separately from other laundry.

USER SAFETY RECOMMENDATIONS

Users Should:

- Wash hands before eating, drinking, chewing gum, using tobacco, or using the toilet.
- Remove clothing/PPE immediately if pesticide gets inside. Then wash thoroughly and put on clean clothing.
- Remove PPE immediately after handling this product. Wash the outside of gloves before removing. As soon as possible, wash thoroughly and change into clean clothing.

ENVIRONMENTAL HAZARDS

If not used in accordance with directions on the label, this product can be toxic to non-target plants and aquatic invertebrates. Do not apply directly to treated, finished drinking water reservoirs or drinking water receptacles when the water is intended for human consumption. Drift and runoff may be hazardous to non-target plants and aquatic organisms in water adjacent to treated areas. Do not apply where runoff is likely to occur. Do not apply when weather conditions favor drift from treated areas. Do not contaminate water when disposing of equipment washwaters.

This pesticide is toxic to plants. Use strictly in accordance with the drift and run-off precautions on this label in order to minimize off-site exposures.

Treatment of aquatic weeds can result in oxygen loss from decomposition of dead weeds. This loss can cause fish suffocation. Therefore, to minimize this hazard, treat 1/3 to 1/2 of the water area in a single operation and wait at least 10 to 14 days between treatments. Begin treatment along the shore and proceed outwards in bands to allow fish to move into untreated areas. Consult with the State agency with primary responsibility for regulating pesticides before applying to public waters to determine if a permit is needed.

Do not discharge effluent containing this product into lakes, streams, ponds, estuaries, oceans, or other waters unless in accordance with the requirements of a National Pollutant Discharge Elimination System (NPDES) permit and the permitting authority has been notified in writing prior to discharge. Do not discharge effluent containing this product to sewer systems without previously notifying the local sewage treatment plant authority. For guidance contact your State Water Board or Regional Office of the EPA.

PHYSICAL OR CHEMICAL HAZARDS

Do not mix or allow coming in contact with oxidizing agent. Hazardous chemical reaction may occur.

DIRECTIONS FOR USE

It is a violation of Federal law to use this product in a manner inconsistent with its labeling.

Read the entire label before using this product. Use strictly in accordance with label precautionary statements and directions, and with applicable state and federal regulations.

Do not apply this product in a way that will contact workers or other persons, either directly or through drift. Only protected handlers may be in the area during application. For any requirements specific to your State or Tribe, consult the agency responsible for pesticide regulation.

RISKS OF USING THIS PRODUCT

The Buyer and User (referred to collectively herein as "Buyer") of this product must be aware that there are inherent unintended risks associated with the use of this product which are impossible to eliminate. These risks include, but are not limited to, injury to plants and crops to which this product is applied, lack of control of the target pests or weeds, resistance of the target pest or weeds to this product, injury caused by drift, and injury to rotational crops caused by carryover in the soil. Such risks of crop injury, non-performance, resistance or other unintended consequences are unavoidable and may result because of such factors as weather, soil conditions, disease, moisture conditions, irrigation practices, condition of the crop at the time of application, presence of other materials either applied in the tank mix with this product or prior to application of this product, cultural practices or the manner of use or application, (or a combination of such factors) all of which are factors beyond the control of Nufarm. The Buyer must be aware that these inherent unintended risks may reduce the harvested yield of the crop in all or a portion of the treated acreage, or otherwise affect the crop such that additional care, treatment and expense are required to take the crop to harvest. If the Buyer chooses not to accept these risks, THEN DO NOT APPLY THIS PRODUCT. By applying this product Buyer acknowledges and accepts these inherent unintended risks AND TO THE FULLEST EXTENT ALLOWED BY LAW, AGREES THAT ALL SUCH RISKS ASSOCIATED WITH THE APPLICATION AND USE ARE ASSUMED BY THE BUYER.

Nufarm shall not be responsible for losses or damages (including, but not limited to, loss of yield, increased expenses of farming the crop or such incidental, consequential or special damages that may be claimed) resulting from use of this product in any manner not set forth on the label. Buyer assumes all risks associated with the use of this product in any manner or under conditions not specifically directed or approved on the label.

See also **WARRANTY DISCLAIMER** and **LIMITATION OF LIABILITY** sections of the label for additional information.

RESISTANCE MANAGEMENT

This product is a Group 14 herbicide. Any weed population may contain or develop plants naturally resistant to this product and other Group 14 herbicides. Weed species with acquired resistance to Group 14 herbicides may eventually dominate the weed population if Group 14 herbicides are used repeatedly in the same field or in successive years as the primary method of control for targeted species. This may result in partial or total loss of control of those species by this product or other Group 14 herbicides.

To delay herbicide resistance consider:

- Avoiding the consecutive use of this product or other target site of action Group 14 herbicides that might have a similar target site of action, on the same weed species.
- Using tank mixtures or premixes with herbicides from different target site of action Groups as long as the involved products are all registered for the same use, have different sites of action and are both effective at the tank mix or prepack rate on the weed(s) of concern.
- Basing herbicide use on a comprehensive Integrated Pest Management (IPM) program.
- Monitoring treated weed populations for loss of field efficacy.
- Contacting your local extension specialist, certified crop advisors and/or manufacturer for herbicide resistance management and/or integrated weed management directions for specific crops and resistant weed biotypes.

For further information or to report suspected resistance, you may contact Nufarm at (800) 345-3330.

TANK MIXES

NOTICE: Tank mixing or use of this product with any other product which is not specifically and expressly authorized by the label shall be the exclusive risk of user, applicator and/or application advisor, to the extent allowed by applicable law.

It is the pesticide user's responsibility to ensure that all products are registered for the intended use. Read and follow the applicable restrictions for use on all product labels involved in tank mixing. Users must follow the most restrictive directions for use and precautionary statements of each product in the tank mixture.

PRODUCT INFORMATION

This product is a fast acting contact herbicide that controls selected submersed, emergent, and floating aquatic weeds. It is most effective when applied to young, actively growing weeds in water with a pH of less than 8.5.

This product may be applied to the following quiescent or slow moving bodies of water:

- Bayous
- Canals
- Drainage ditches
- Lakes
- Marshes
- Ponds (including golf course ponds)
- Reservoirs

Application of this product to public aquatic areas may require special approval and/or permits. Consult with local state agencies, if required.

USE RESTRICTIONS

- Do not apply to intertidal or estuarine areas.
- In areas with dense weed vegetation only treat 1/2 the water body at one time and wait 10-14 days before treating the remaining area. Do not retreat the same section of water within 28 days of application.
- Treated water may not be used for irrigation purposes on food crops until at least five (5) days after application.
- Do not use in water utilized for crawfish farming.
- Do not re-treat the same section of water with this product more than 6 times per year.
- Do not exceed 400 ppb of this product during any one application.

USE PRECAUTIONS

- There is no post-application holding restriction against use of treated water for drinking or recreational purposes (e.g. swimming, fishing).
- Treated water may be used for irrigation purposes on turf and landscape ornamentals as outlined in the *Irrigation Restrictions Following Application* table.

IRRIGATION RESTRICTIONS FOLLOWING APPLICATION

Application Method	Application Rate	Average Water Depth	Turf and Landscape Ornamentals	Ornamentals grown for production in Greenhouse and Nursery
Surface Spray	6 to 12 oz per surface acre	Greater than 3 feet	None	5 days
		Less than 3 feet	12 hours	5 days
Subsurface	Less than 200 ppb	N/A	1 day	5 days
	200 to 300 ppb	N/A	2 days	5 days
	300 to 400 ppb	N/A	3 days	5 days

SPRAY DRIFT MANAGEMENT

Avoiding spray drift at the application site is the responsibility of the applicator. The interaction of many equipment and weather-related factors determine the potential for spray drift. The applicator is responsible for considering all these factors when making decisions.

Do not spray this product under circumstances where spray droplets may drift on to unprotected persons, or plantings of food, forage or crops that might be damaged, or rendered unfit for sale, use or consumption. These precautions are not applicable for subsurface injection by closed systems.

- Use the largest droplet size consistent with acceptable efficacy. Formation of very small droplets may be minimized by appropriate nozzle selection, by orienting nozzles away from the air stream as much as possible and by avoiding excessive spray boom pressure. For ground boom and aerial applications, use medium or coarser spray nozzles according to ASAE 572 definition for standard nozzles or a volume mean diameter (VMD) of 300 microns or greater for spinning atomizer nozzles.
- Make aerial, ground or watercraft-based surface applications when wind velocity favors on-target product deposition. Apply only when the wind speed is less than or equal to 10 mph.
- Do not make aerial or ground applications into areas of temperature inversions. Inversions are characterized by stable air and increasing temperatures with increasing distance above the ground. Mist or fog may indicate the presence of an inversion in humid areas. Where permissible by local regulations, the applicator may detect the presence of an inversion by producing smoke and observing a smoke layer near the ground surface.
- Low humidity and high temperatures increase the evaporation rate of spray droplets, and therefore the likelihood of increased spray drift. Avoid spraying during conditions of low humidity and/or high temperatures.

Properly maintain and calibrate all aerial, ground and water based application equipment.

Where states have more stringent regulations, observe them.

APPLICATION AND SPRAYER INFORMATION**Mixing Instructions**

- Mix with water having pH of 5 to 7. If pH is higher than 7, use an appropriate buffer to reduce pH to desirable range.
- Fill clean spray tank 1/2 full of desired level with water and add buffering agent if necessary.
- Add the required amount of this product to the spray tank while agitating.

- Fill spray tank to desired level with water. Ensure that this product is thoroughly mixed before making applications. Continue agitation until spray solution has been applied.
- Mix only the amount of spray solution that can be applied the day of mixing. Apply this product within 48 hours of mixing.

ADDITIVES

When applying this product to the foliage of floating or emerged aquatic weeds, mix with an adjuvant approved for use in aquatic sites. Mix this product with a non-ionic surfactant containing at least 80% active ingredient. Follow adjuvant manufacturer's label rates. Verify mixing compatibility by a jar test before using.

JAR TEST TO DETERMINE COMPATIBILITY OF ADJUVANTS AND THIS PRODUCT

Perform a jar test before mixing commercial quantities of this product, when using this product for the first time, when using new adjuvants or when a new water source is being used.

1. Add 1 pint of the water to a quart jar. Use water from the same source and temperature as which will be used in the spray tank mixing operation.
2. Add 1 milliliter of this product to the quart jar for every 3 fl oz of this product per acre being applied (4 ml if 12 fl oz per acre is the desired rate of this product), gently mix until product goes into suspension.
3. Add 1 milliliter of non-ionic surfactant, gently mix.
4. Place cap on jar, invert 10 times, let stand for 15 minutes, evaluate.
5. An ideal tank mix combination will be uniform. If any of the following conditions are observed question the choice of adjuvant:
 - a) Layer of oil or globules on the mixture's surface.
 - b) Flocculation: fine particles in suspension or as a layer on the bottom of the jar.
 - c) Clabbering: Thickening texture (coagulated) like gelatin.

Sprayer Cleanup

If spray equipment is dedicated to application of aquatic herbicides, the following steps are to clean the spray equipment:

- Completely drain the spray tank and rinse the application equipment thoroughly, including the inside and outside of the tank and all in-line screens.

If spray equipment will be used for purposes other than applying aquatic herbicides, it must be thoroughly cleaned following application of this product. The following steps must be used to clean the spray equipment:

1. Completely drain the spray tank and rinse the application equipment thoroughly, including the inside and outside of the tank and all in-line screens.
2. Fill the tank with clean water and flush all hoses, booms, screens and nozzles.
3. Top off tank with clean water.
4. Circulate through sprayer for 5 minutes.
5. Then flush all hoses, booms, screens and nozzles for a minimum of 15 minutes.
6. Drain tank completely.
7. Remove all nozzles and screens and rinse them with clean water.

AERIAL APPLICATION

To obtain satisfactory weed control, aerial application of this product, must provide uniform coverage of surface weeds and sufficient contact time. When applied by air, this product may not provide adequate control of some submersed weeds. Do not apply by air when significant drift on to non-target plants may occur or when wind

velocity is more than 10 mph. Avoid spraying this product within 200 feet of dwellings, adjacent sensitive crops or environmentally sensitive areas. To obtain satisfactory application and avoid drift, the following directions must be observed:

Volume and Pressure

Apply this product in a minimum of 5 gallons of water per acre with a maximum spray pressure of 40 PSI. Application at less than 5 gallons per acre may not provide adequate weed control. Higher gallonage applications generally provide more consistent weed control.

Nozzles and Nozzle Operation

Use nozzles that produce flat or hollow cone spray patterns. Use non-drip type nozzles including diaphragm type nozzles to avoid unwanted discharge of spray solution. The nozzle must be directed toward the rear of the aircraft, at an angle between 0° and 15° downward. Do not place nozzles on the outer 25% of the wings or rotors.

Adjuvants

Refer to the additive section or the tank mix partners label for adjuvant specifications.

DIRECTIONS FOR USE TO CONTROL FLOATING AND EMERGED WEEDS USING SURFACE APPLICATION

This product will control weeds and algae listed in Table 1 when applied as a broadcast spray with appropriate equipment. For best results, apply this product to the foliage of actively growing weeds.

Table 1. Floating and Emerged Weeds

Common Name	Scientific Name
Alligator Weed	<i>Alternanthera philoxeroides</i>
Duckweed*	<i>Lemna</i> spp.
Frog's-bit	<i>Limnobium spongia</i>
Mosquito Fern	<i>Azolla</i> spp.
Water Fern	<i>Salvinia</i> spp.
Water Lettuce	<i>Pistia stratiotes</i>
Watermeal*	<i>Wolffia</i> spp.
Water Pennywort	<i>Hydrocotyle</i> spp.
Filamentous algae	<i>Pithophara</i>
Filamentous algae	<i>Cladophora</i>

* Coverage is essential for effective duckweed and watermeal control. Any duckweed and/or watermeal escapes left in the water column will quickly re-infest the water body. Apply 200 ppb concentration throughout the water body to control duckweed and watermeal.– see **DIRECTIONS FOR USE TO CONTROL SUBMERSED AND FLOATING WEEDS USING SUBSURFACE APPLICATIONS** section for additional application information.

Surface Application

Apply this product as a broadcast spray at 6 to 12 fl oz of formulated product per acre plus an adjuvant approved for use in aquatics.

This product is a contact herbicide that quickly degrades in the water column so plants that do not initially come in contact with the herbicide will not be controlled. Apply this product in a minimum of 30 gallons of water per acre to all areas of the water body where weeds exist. Coverage is essential for effective control as all floating weeds need to be exposed to lethal concentrations in all parts of the water body. Any untreated escapes or re-introductions of plants that were not treated will reestablish in areas where surface weeds had previously been controlled. If a second application is required to provide control, make a treatment once the return of these weeds is first observed, but no sooner than 28 days after the last treatment.

Application of this product during early morning hours may enhance weed control. When applying to densely packed actively growing surface weeds, ensure adequate coverage. Rapid decomposition of vegetation resulting from herbicide treatment can result in loss of oxygen in water. A sudden decrease in dissolved oxygen can result in fish suffocation. If aquatic vegetation is dense, treat floating surface weeds in sections to avoid a rapid decrease in dissolved oxygen.

This product may be tank mixed with 2,4-D, diquat, glyphosate or other registered foliar applied herbicides for enhanced control of floating and emergent weeds.

Consult a manufacturer's label for specific rate restrictions and weeds controlled. Always follow the most restrictive label restrictions and precautions for all products used when making an applications involving tank mixes.

Application Equipment

Apply this product with sprayers equipped with nozzles designed to deliver the desired spray pressure and spray volume. Apply by backpack or handgun sprayer, airboat, helicopter, airplane or other application equipment that will ensure thorough coverage of target plant foliage.

DIRECTIONS FOR USE TO CONTROL SUBMERSED AND FLOATING WEEDS USING SUBSURFACE APPLICATIONS

This product will control submersed and floating weeds listed in Table 2, *Submersed and Floating Weeds Controlled by Subsurface Application*, when applied subsurface with appropriate equipment.

Table 2. Submersed and Floating Weeds Controlled by Subsurface Application

Common Name	Scientific Name
Coontail	<i>Ceratophyllum demersum</i>
Duckweed	<i>Lemna</i> spp.
Fanwort	<i>Cabomba caroliniana</i>
Hydrilla	<i>Hydrilla verticillata</i>
Hygrophila	<i>Hygrophila polysperma</i>
Naiad, Southern	<i>Najas guadalupensis</i>
Pondweed, Curlyleaf	<i>Potamogeton crispus</i>
Pondweed, Sago	<i>Potamogeton pectinatus</i>
Pondweed, Variable-Leaf	<i>Potamogeton diversifolius</i>
Water Fern	<i>Salvinia</i> spp.
Water Lettuce	<i>Pistia stratiotes</i>
Watermeal	<i>Wolffia</i> spp.
Watermilfoil, Eurasian	<i>Myriophyllum spicatum</i>
Watermilfoil, Variable-Leaf	<i>Myriophyllum heterophyllum</i>

Subsurface Treatment

Apply this product at a rate that will produce an initial concentration of 200 to 400 ppb (of active ingredient flumioxazin) in the water column.

This product is rapidly absorbed by target plants, but also breaks down quickly in water with a pH greater than 8.5. The pH of water surrounding mats of submersed vegetation can exceed 8.5 by early to mid-day, due to photosynthetic processes. Application of this product under these conditions may provide only partial weed control, and regrowth is likely. For best control, apply this product in a minimum of 30 gallons of water per acre in the early morning to actively growing weeds and early in the season before surface matting occurs. Complete coverage and sufficient contact time of submersed weeds with this product is required for optimal performance. Application of this product with subsurface trailing hoses designed to distribute the herbicide within the plant stand will provide more effective and longer term control of submersed weeds. Use Table 3, *Subsurface Application Rates* to determine the amount of this product needed to achieve desired concentration at different water depths. Use higher concentrations when weed biomass is heavy and/or weeds are more mature and topped out. Any untreated plants that are left in the water column can re-infest treated areas that had previously been controlled. If a second application is required to provide control, make a treatment once the return of these weeds is first observed, but no sooner than 28 days after the last treatment.

When applying this product to densely packed actively growing submersed weeds, a rapid decomposition of vegetation resulting from herbicide treatment can result in loss of oxygen in water. A sudden decrease in dissolved oxygen can result in fish suffocation. If aquatic vegetation is dense, treat submersed weeds in sections to avoid a rapid decrease in dissolved oxygen.

This product may be tank mixed with other registered submersed applied herbicides for enhanced control of submersed and floating weeds.

Application Equipment for Water Column Treatment

To improve distribution in the water column and ensure adequate coverage, when possible apply this product with subsurface trailing hoses in order to place the herbicide under the surface and throughout the biomass of aquatic vegetation. Keep swath width to a minimum in order to maximize contact with submersed aquatic vegetation. In small shallow water bodies, surface sprays may be required to apply this product. Apply by backpack or handgun sprayer or other application equipment that will ensure adequate coverage of target plant.

Information on Hydrilla Control in Florida

Apply this product as a subsurface treatment for hydrilla control. For best control of hydrilla apply during the late Winter/early Spring and/or early to late Fall. Efficacy of this product will be enhanced at these timings due to lower potential biomass present and lower pH of the water. If applied to mature topped out hydrilla, this product will cause some discoloration and loss of growing tips, but regrowth will be rapid.

Tank mixing this product with other registered herbicides is recommended, especially if hydrilla is approaching maturity or biomass is heavy.

Subsurface Application Rates

Water Depth (feet)	Pints of This Product Required Per Surface Acre to Achieve Desired Water Concentration		
	200 ppb	300 ppb	400 ppb
1	1.1	1.6	2.1
2	2.1	3.2	4.2
3	3.2	4.8	6.4
4	4.2	6.4	8.5
5	5.3	8.0	10.6

Example: to achieve an initial concentration of 200 ppb of flumioxazin in a 4 foot deep water column, apply 4.2 pints of this product per surface acre.

STORAGE AND DISPOSAL

Do not contaminate water, food or feed by storage, disposal or clearing of equipment.

PESTICIDE STORAGE

Keep pesticide in original container. Store in a cool, dry, secure place. Do not put formulation or dilute spray solution into food or drink containers. Do not contaminate food or foodstuffs. Do not store or transport near feed or food. Not for use or storage in or around the home. For help with any spill, leak, fire or exposure involving this material, call day or night **CHEMTREC (800) 424-9300**.

PESTICIDE DISPOSAL

Wastes resulting from the use of this product may be disposed of on site or at an approved waste disposal facility.

CONTAINER HANDLING:

Nonrefillable container. Do not reuse or refill this container. Triple rinse container (or equivalent) promptly after emptying. **Triple rinse as follows:** Empty the remaining contents into application equipment or a mix tank and drain for 10 seconds after the flow begins to drip. Fill the container 1/4 full with water and recap. Shake for 10 seconds. Pour rinsate into application equipment or a mix tank or store rinsate for later use or disposal. Drain for 10 seconds after the flow begins to drip. Repeat this procedure two more times. Then offer for recycling or reconditioning, or puncture and dispose of in a sanitary landfill, or by other procedures approved by State and local authorities. Plastic containers are also disposable by incineration, or, if allowed by State and local authorities, by burning. If burned stay out of smoke.

WARRANTY DISCLAIMER

The directions for use of this product must be followed carefully. TO THE EXTENT CONSISTENT WITH APPLICABLE LAW, (1) THE GOODS DELIVERED TO YOU ARE FURNISHED "AS IS" BY MANUFACTURER OR SELLER AND (2) MANUFACTURER AND SELLER MAKE NO WARRANTIES, GUARANTEES, OR REPRESENTATIONS OF ANY KIND TO BUYER OR USER, EITHER EXPRESS OR IMPLIED, OR BY USAGE OF TRADE, STATUTORY OR OTHERWISE, WITH REGARD TO THE PRODUCT SOLD, INCLUDING, BUT NOT LIMITED TO MERCHANTABILITY, FITNESS FOR A PARTICULAR PURPOSE, USE, OR ELIGIBILITY OF THE PRODUCT FOR ANY PARTICULAR TRADE USAGE. UNINTENDED CONSEQUENCES, INCLUDING BUT NOT LIMITED TO INEFFECTIVENESS, MAY RESULT BECAUSE OF SUCH FACTORS AS THE PRESENCE OR ABSENCE OF OTHER MATERIALS USED IN COMBINATION WITH THE GOODS, OR THE MANNER OF USE OR APPLICATION, INCLUDING WEATHER, ALL OF WHICH ARE BEYOND THE CONTROL OF MANUFACTURER OR SELLER AND ASSUMED BY BUYER OR USER. THIS WRITING CONTAINS ALL OF THE REPRESENTATIONS AND AGREEMENTS BETWEEN BUYER, MANUFACTURER AND SELLER, AND NO PERSON OR AGENT OF MANUFACTURER OR SELLER HAS ANY AUTHORITY TO MAKE ANY REPRESENTATION OR WARRANTY OR AGREEMENT RELATING IN ANY WAY TO THESE GOODS.

LIMITATION OF LIABILITY

TO THE EXTENT CONSISTENT WITH APPLICABLE LAW, IN NO EVENT SHALL MANUFACTURER OR SELLER BE LIABLE FOR SPECIAL, INCIDENTAL, OR CONSEQUENTIAL DAMAGES, OR FOR DAMAGES IN THEIR NATURE OF PENALTIES RELATING TO THE GOODS SOLD, INCLUDING USE, APPLICATION, HANDLING, AND DISPOSAL. TO THE EXTENT CONSISTENT WITH APPLICABLE LAW, MANUFACTURER OR SELLER SHALL NOT BE LIABLE TO BUYER OR USER BY WAY OF INDEMNIFICATION TO BUYER OR TO CUSTOMERS OF BUYER, IF ANY, OR FOR ANY DAMAGES OR SUMS OF MONEY, CLAIMS OR DEMANDS WHATSOEVER, RESULTING FROM OR BY REASON OF, OR ARISING OUT OF THE MISUSE, OR FAILURE TO FOLLOW LABEL WARNINGS OR INSTRUCTIONS FOR USE, OF THE GOODS SOLD BY MANUFACTURER OR SELLER TO BUYER. TO THE EXTENT CONSISTENT WITH APPLICABLE LAW, ALL SUCH RISKS SHALL BE ASSUMED BY THE BUYER, USER, OR ITS CUSTOMERS. TO THE EXTENT CONSISTENT WITH APPLICABLE LAW, BUYER'S OR USER'S EXCLUSIVE REMEDY, AND MANUFACTURER'S OR SELLER'S TOTAL LIABILITY SHALL BE FOR DAMAGES NOT EXCEEDING THE COST OF THE PRODUCT.

If you do not agree with or do not accept any of the directions for use, the warranty disclaimers, or limitations on liability, do not use the product, and return it unopened to the Seller, and the purchase price will be refunded.

RV062017[2]

Clipper is a registered trademark of Nufarm Americas Inc.

GROUP 14 HERBICIDE

CLIPPER® SC AQUATIC HERBICIDE

FOR THE MANAGEMENT OF UNDESIRABLE AQUATIC VEGETATION IN SLOW MOVING OR QUIESCENT WATERS**ACTIVE INGREDIENT:**

Flumioxazin* 44.0%

OTHER INGREDIENTS: 56.0%**TOTAL:** 100.0%

*2-[7-fluoro-3,4-dihydro-3-oxo-4-(2-propynyl)-2H-1,4-benzoxazin-6-yl]-4,5,6,7-tetrahydro-1H-isoindole-1,3(2H)-dione
 Clipper SC contains 4 pounds flumioxazin per gallon.

Shake Well Before Use

KEEP OUT OF REACH OF CHILDREN

Si usted no entiende la etiqueta, busque a alguien para que se la explique a usted en detalle.
 (If you do not understand the label, find someone to explain it to you in detail.)

SEE BELOW FOR ADDITIONAL PRECAUTIONARY STATEMENTS

For Chemical Spill, Leak, Fire, or Exposure, Call CHEMTREC (800) 424-9300
For Medical Emergencies Only, Call (877) 325-1840

PRECAUTIONARY STATEMENTS**HAZARDS TO HUMANS AND DOMESTIC ANIMALS**

Harmful if inhaled or absorbed through the skin. Causes moderate eye irritation. Avoid breathing spray mist. Avoid contact with skin, eyes or clothing.

HOT LINE NUMBER

Have the product container or label with you when calling a poison control center or doctor, or going for treatment. You may also contact 1-877-325-1840 for emergency medical treatment information.

EPA REG. NO. 71368-114

EPA EST. NO. indicated by the first two letters of the batch number on this package: (VA) 70815-GA-002, (CH) 228-IL-001

Net Contents**1 Gal. (3.78 L)****Nonrefillable Container****Manufactured for****Nufarm Inc.****11901 S. Austin Ave.****Alsip, IL 60803**


STORAGE AND DISPOSAL

Do not contaminate water, food or feed by storage, disposal or cleaning of equipment.

PESTICIDE STORAGE: Keep pesticide in original container. Store in a cool, dry, secure place. Do not put formulation or dilute spray solution into food or drink containers. Do not contaminate food or foodstuffs. Do not store or transport near feed or food. Not for use or storage in or around the home. For help with any spill, leak, fire or exposure involving this material, call day or night **CHEMTREC (800) 424-9300**.

PESTICIDE DISPOSAL: Wastes resulting from the use of this product may be disposed of on site or at an approved waste disposal facility.

CONTAINER HANDLING: Nonrefillable container. Do not reuse or refill this container. Triple rinse container (or equivalent) promptly after emptying. **Triple rinse as follows:** Empty the remaining contents into application equipment or a mix tank and drain for 10 seconds after the flow begins to drip. Fill the container 1/4 full with water and recap. Shake for 10 seconds. Pour rinsate into application equipment or a mix tank or store rinsate for later use or disposal. Drain for 10 seconds after the flow begins to drip. Repeat this procedure two more times. Then offer for recycling or reconditioning, or puncture and dispose of in a sanitary landfill, or by other procedures approved by State and local authorities. Plastic containers are also disposable by incineration, or, if allowed by State and local authorities, by burning. If burned stay out of smoke.

PEEL HERE TO OPEN 

14410000

RV062017[2]

PROOF

THIS PROOF IS TO BE CHECKED FOR ACCURACY

Please review and approve **Text, Spelling, Copy Placement, Size, Shape, Colors** and **Dieline**.

Authorized signature accepts responsibility for accuracy of all copy, color break and artwork. Cimarron Label is not liable for any discrepancies subsequently identified.

PLEASE NOTE: Due to color variance between printers/monitors, the colors represented by this proof cannot be deemed accurate. Please refer to a color matching system such as the Pantone Matching System for a truer representation of spot colors.

THIS PROOF IS NOT ACCURATE FOR COLOR-MATCH.





Dieline does not print.

 **Cimarron Label**

Experts in Extended Text Labeling

4201 North Westport Ave. • Sioux Falls, SD 57107

Phone: (605) 978-0451 • Fax: (605) 978-0463

DATE	JOB NUMBER	CUSTOMER
7/12/17	129467	NUFARM
LABEL SIZE	BOOKLET SIZE	
5.0" x 5.5"	5.0" x 4.75"	
LABEL COLORS	BOOKLET COVER COLORS	BOOKLET INSIDE COLORS
 BLACK	 BLACK  348	 BLACK
PATTERN VARNISH: <input checked="" type="checkbox"/> YES <input type="checkbox"/> NO		

Form: CS 006B - 11/8/2011

ARTWORK IS APPROVED

REVISED PROOF NEEDED

**WE CANNOT PROCESS
THIS ORDER WITHOUT AN
AUTHORIZED SIGNATURE**

Signed _____ Date _____