



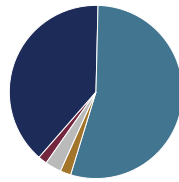
## ASSET ALLOCATION PREFERENCE FORM

The Bradley Impact Fund offers a spectrum of investment options to help you effectively pursue your short- and long-term objective for your charitable giving. You can choose the investment portfolio that best matches the intent and timeline for your giving.

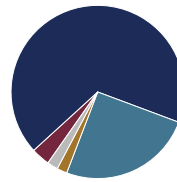
### BRADLEY IMPACT FUND PORTFOLIOS: ASSET ALLOCATION



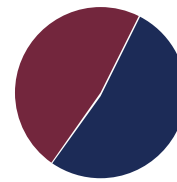
Aggressive Growth



Moderate Growth & Income



Moderate Income



Short Duration

ASSET CLASS	%	%	%	%
Cash Alternatives	1.6%	1.7%	3.5%	47.8%
Fixed Income	5.0	39.0	67.4	52.2
Equity	91.4	54.4	25.1	0.0
Real Assets	2.0	2.0	1.9	0.0
Alternative Investments	0.0	3.0	2.0	0.0
Other	0.0	0.0	0.0	0.0
Total Portfolio	100%	100%	100%	100%



This report was prepared with information you provided to Wells Fargo and that of Wells Fargo Bank, N.A. or its affiliates. Product information is provided by the Manager and/or Informa Investment Solutions and is believed to be reliable but is not guaranteed. Returns are not indicative of future results, do not reflect fees, and may be lower than projected with fees applied. This report is incomplete without the disclosures at its end. For use in one-on-one client presentations only.

## INVESTMENT OPTIONS

Please choose from the following Investment Options (see above for Bradley Impact Fund Portfolios' Asset Allocation):

Short Duration \_\_\_\_\_ %

The Short Duration Model emphasizes preservation of capital to meet possible withdrawal needs and protection of principal over a period from several months to an interest rate cycle. There is no consideration for capital appreciation as the assets are held in fixed income securities with short maturities and money market funds. Short Duration investors generally assume lower risk, but may still experience losses or have lower expected returns.

Moderate Income \_\_\_\_\_ %

The Moderate Income Model emphasizes current income with minimal consideration for capital appreciation and usually has less exposure to more volatile growth assets. Moderate Income investors are willing to accept a modest level of risk that may result in increased losses in exchange for the potential to receive modest returns.

See two more options on next page. >>

## INVESTMENT OPTIONS *continued*

**Growth & Income** \_\_\_\_\_ %

The Growth and Income Model emphasizes a blend of current income and capital appreciation and usually has some exposure to more volatile growth assets. Moderate Growth and Income investors are willing to accept a modest level of risk that may result in increased losses in exchange for the potential to receive modest returns.

**Aggressive Growth** \_\_\_\_\_ %

The Aggressive Growth Model emphasizes capital appreciation with minimal consideration for current income and usually has significant exposure to more volatile growth assets. Aggressive Growth investors seek a higher level of returns and are willing to accept a higher level of risk that may result in more significant losses.

### SIGNATURE

By signing below, I authorize Bradley Impact Fund to honor my allocation changes as stated above. I understand that Bradley Impact Fund will strive to make these allocation changes promptly and I agree to review my Bradley Impact Fund statement for accuracy. I agree to notify Bradley Impact Fund of any inconsistencies, so corrections can be made in a timely manner.

\_\_\_\_\_  
Donor's Signature

\_\_\_\_\_  
Date

\_\_\_\_\_  
Print Name

\_\_\_\_\_  
Gabe Conger, President, Bradley Impact Fund

\_\_\_\_\_  
Date Received