

# Truss Installation Systems



**Osmose®**

# Truss Installation Equipment



## Air Hammer Kit

Air hammer, cradle, two 1 1/4" driving shanks, 4" and 3 1/2" driving shoes, and hose kit

Part Number: **90-110-001-041**



## Winch Pole Kit

18' fiberglass pole with 800 lb capacity winch assembly and automatic locking mechanism for greater safety and easier use

Part Number: **90-060-001-433**



## Pull Down Winch Kit

Winch assembly and handle with C2 and C-Truss rollers

Part Number: **90-060-001-362**



## Tension Roller

Connects air hammer and pull down winch for steady driving force and faster installation

Part Number: **90-060-000-250**

# Banding Installation Equipment



## Air Tensioner

High-strength industrial tensioner with 2,000 lb tensoning capacity at 100 psi air pressure

Part Number: **90-110-000-090**



## Air Crimper

Crimps both single and double-wrap band applications; 3,000 lb crimp capacity to maximize joint efficiency

Part Number: **90-110-000-080**



## Manual Tensioner Kit

Part Number: **90-060-000-395**



## Manual Crimper

Part Number: **90-060-000-380**




## Air Tool Hose

Part Number: **90-100-001-412**

### Did you know?

Osmose trussing systems are engineered for safety and reliability and have been thoroughly tested and proven throughout their over 50 year history. Since the introduction of the original Osmose truss in 1965, no other pole restoration system has a comparable record of success in actual field applications.

# Installation Accessories



## Galvanized Seals

### ***Single Band Galvanized Seals***


Push-type; 2"x3"; box of 250

Part Number: **75-020-001-020**

### ***Double Band Galvanized Seals***

Closed-type; 2"x3"; box of 250

Part Number: **75-020-001-021**



## Banding

2" galvanized steel banding;  
approximately 300 ft coil

Part Number: **75-020-001-010**



## Band Dispenser

Part Number: **90-060-000-370**



## Cover Caps

### ***Small Cover Cap - C-Truss***

Designed for 6"-10" width truss  
installations

Part Number: **75-020-001-030**

### ***Large Cover Cap - C-Truss***

Designed for 11" width and larger truss  
installations

Part Number: **75-020-001-031**

### ***Cover Cap - C2-Truss***

Part Number: **75-020-001-033**

### ***Galvanized CoverCap Nails***

Part Number: **75-020-001-032**



## Band Cutter


Part Number: **90-060-000-260**

# Installation Accessories



## Sectional Winch Pole Kit (16')

Part Number: **90-060-001-435**



## Air Control Valve Kit

Part Number: **90-100-001-521**



## Whip Check

Connects to pressurized hose to prevent injury from a loose hose

Part Number: **90-130-000-030**



## Paint

***Gray Galvanizing Spray Paint***

Part Number: **75-020-001-040**

***Brown Spray Paint***

Part Number: **75-020-001-041**