

Pumper, PUC BODY

Pumper, PUC, Aluminum

CHASSIS

Enforcer Chassis, PUC

CHASSIS AXLE, FRONT, CUSTOM

19,500 Lb TAK-4 Axle

AXLE, REAR

27,000 Lb Meritor Axle

ENGINE

505 HP DD13 Engine

TRANSMISSION

Allison 5th Gen, 4000 EVS P

BUMPER

19" Extended Stainless Steel

CAB

7010 Enforcer Cab, PUC

BODY

WATER TANK

500 Gallon Poly Water Tank

COMPT, PUMPER, REAR

33.50" FF RollUp Rear Compt w/Tailboard, PUC

COMPT, PUMPER, LEFT SIDE

177" RollUp Full Height & Depth Front & Rear, PUC

COMPT, PUMPER, RIGHT SIDE

177" RollUp Full Height & Depth Front & Rear, PUC

FIRE SUPPRESSION PUMPHOUSE

Control Zone, PUC

PUMP

1500 GPM Pierce PUC

CROSSLAYS, 1.50"

(2) 1.50", Poly Trays, Std Capacity
(1) 1.50", Poly Tray, Special Capacity

CROSSLAYS, 2.50"

2.50", Not Required

GENERATOR

Generator Not Required

Foam System

Husky 3 Single Agent Foam System

Foam Cell

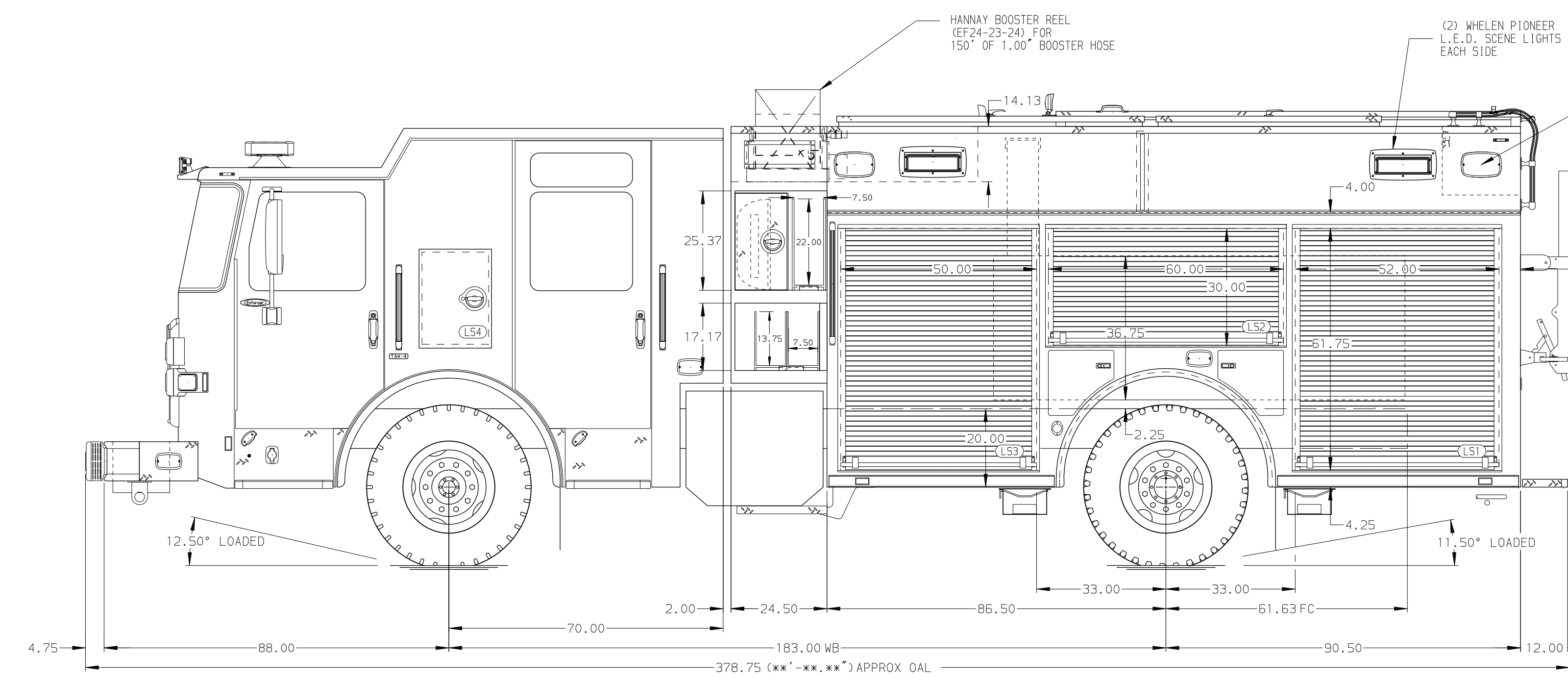
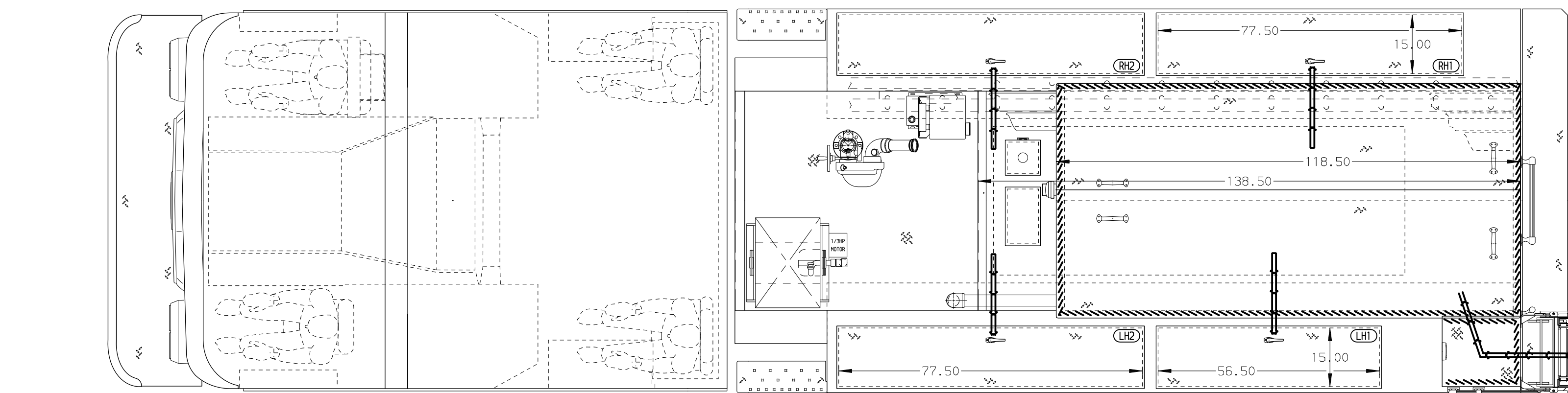
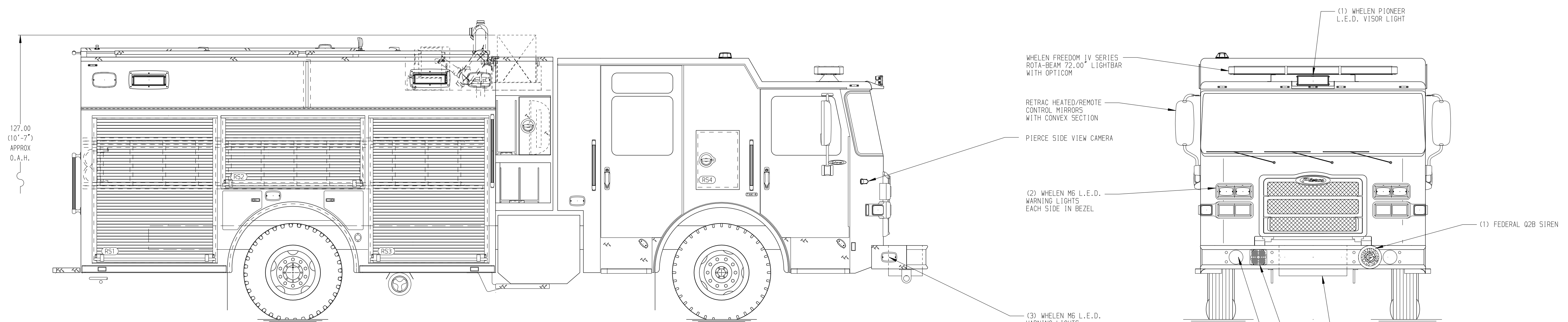
20 Gallon Foam Cell, Not Reduced Water, PUC

Side Roll and Frontal Impact Protection

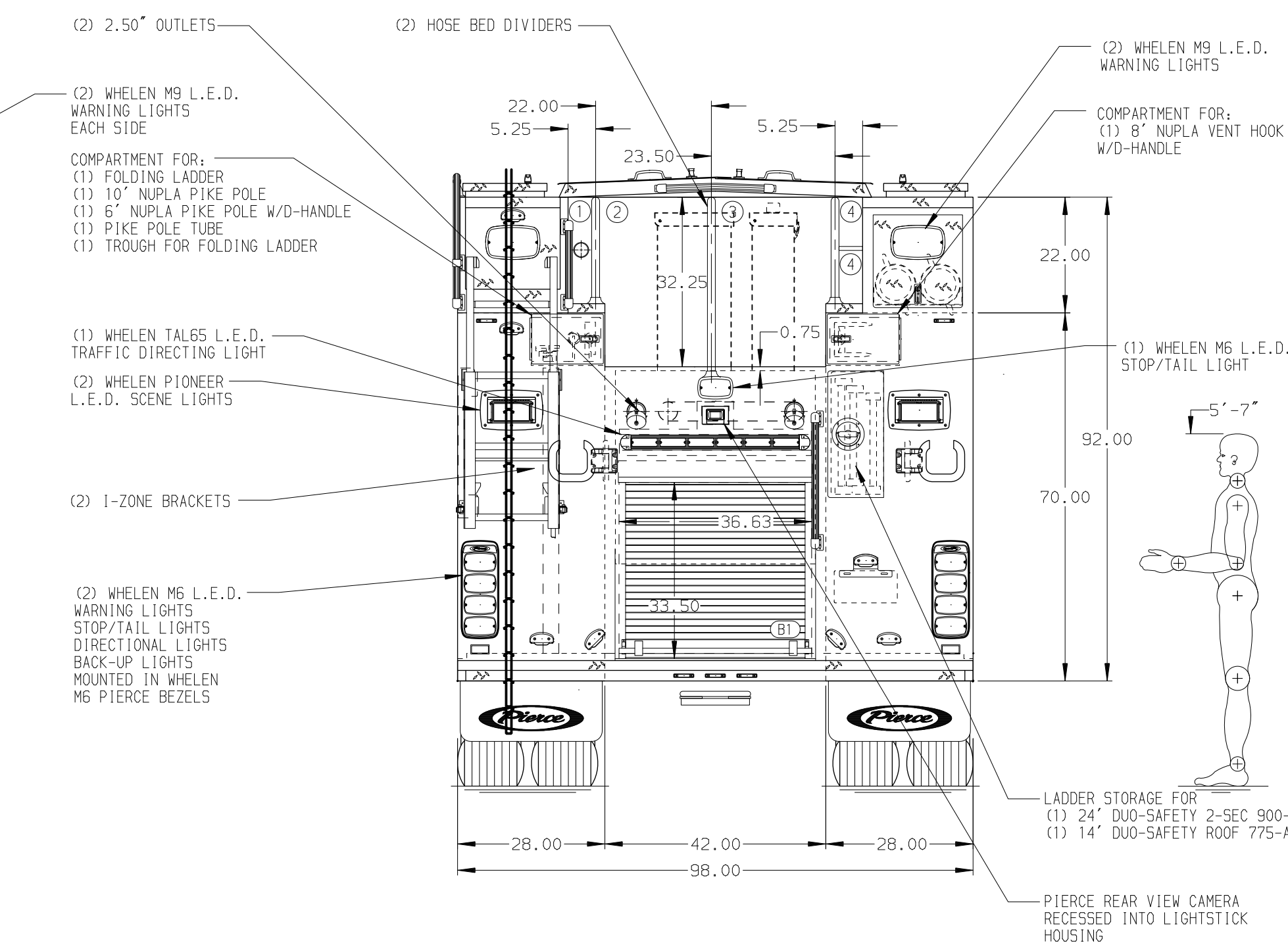
NOTE

DIMENSIONS SHOWN ARE APPROXIMATE AND ARE SUBJECT TO MINOR DEVIATIONS AS MAY OCCUR OR BE NECESSARY IN CONSTRUCTION. MINOR DETAILS NOT SHOWN.

- ONE 1.50 OUTLET WITH 2.00 PIPING AND SWIVEL LOCATED IN CENTER BUMPER TRAY
- SHORELINE RECEPTACLE WITH KUSSMAUL SUPER AUTO-EJECT LOCATED ON DRIVER SIDE IN STEP WELL
- AIR INLET WITH DISCONNECT COUPLING IN THE DRIVER SIDE STEPWELL
- BATTERY CHARGER LOCATED IN COMPARTMENT PER SHOP ORDER
- BATTERY CHARGE INDICATOR LOCATED ON THE DRIVER SIDE SEAT RISER
- TEN ADJUSTABLE SHELVES IN COMPARTMENTS PER SHOP ORDER
- THREE FLOOR MOUNTED SLIDE-OUT TRAY IN COMPARTMENT PER SHOP ORDER
- ONE FLOOR MOUNTED SLIDE-OUT TRAY (200LB) IN COMPARTMENT PER SHOP ORDER
- ONE SWING-OUT TOOLBOARD LOCATED IN COMPARTMENT PER SHOP ORDER
- ONE VERTICAL PARTITION LOCATED IN COMPARTMENT PER SHOP ORDER
- ONE SLIDE-OUT FENDER COMPARTMENT FORWARD OF REAR TIRE EACH SIDE



HOSEBED CAPACITY	
BED 1	200' OF 1.75\" D.J. POLY HOSE
BED 2	800' OF 4.00\" D.J. POLY HOSE
BED 3	1200' OF 2.50\" D.J. POLY HOSE
BED 4	(2) 100' OF 1.50\" WILDLAND HOSE



		JOB NO.	36499
		SCALE	DATE
TITLE	Pierce PUC Pumper Approval Drawing	DRAWN BY	MMF 21APR21
FOR	Canyon Lake Fire Department	CHECKED BY	COL 21APR21
DWG NO.	36499AD	SHEET SIZE	SHEET NO.
ENFORCER		D	1 OF 1

REV	DATE	BY	CH	ENFORCER
1	18OCT21	MMF	COL	CHASSIS DATA
2	30JUL21	MMF	COL	MAKE
3	15JUN21	MMF	COL	PIERCE
4	09JUN21	MMF	COL	MODEL