

PUMPER BODY

Medium Aluminum 2nd Gen Pumper

CHASSIS

Enforcer Chassis

CHASSIS AXLE, FRONT, CUSTOM

20,000 Lb Dana Axle

AXLE, REAR

27,000 Lb Meritor Axle

ENGINE

455 HP Cummins X12 Engine

TRANSMISSION

Allison 5th Gen, 4500 EVS P

BUMPER

13" Extended Painted Steel

CAB

7000 Enforcer Cab

BODY WATER TANK

500 Gallon New York Style Water Tank

COMPT, PUMPER, REAR

30.75" FF RollUp Rear Compt

COMPT, PUMPER, LEFT SIDE

152" RollUp Full Height Front & Rear FDLR

COMPT, PUMPER, RIGHT SIDE

152" RollUp Low FDLR

FIRE SUPPRESSION PUMPHOUSE

50" Control Zone Side Mount

PUMP

1500 GPM Hale QMAX

CROSSLAYS, 1.50"

(2) 1.50" Standard Capacity

CROSSLAYS, 2.50"

(1) 2.50" Standard Capacity

SPEEDLAYS

SpeedLays Not Required

GENERATOR

MSV 6KW

Foam System

Foam System Not Required

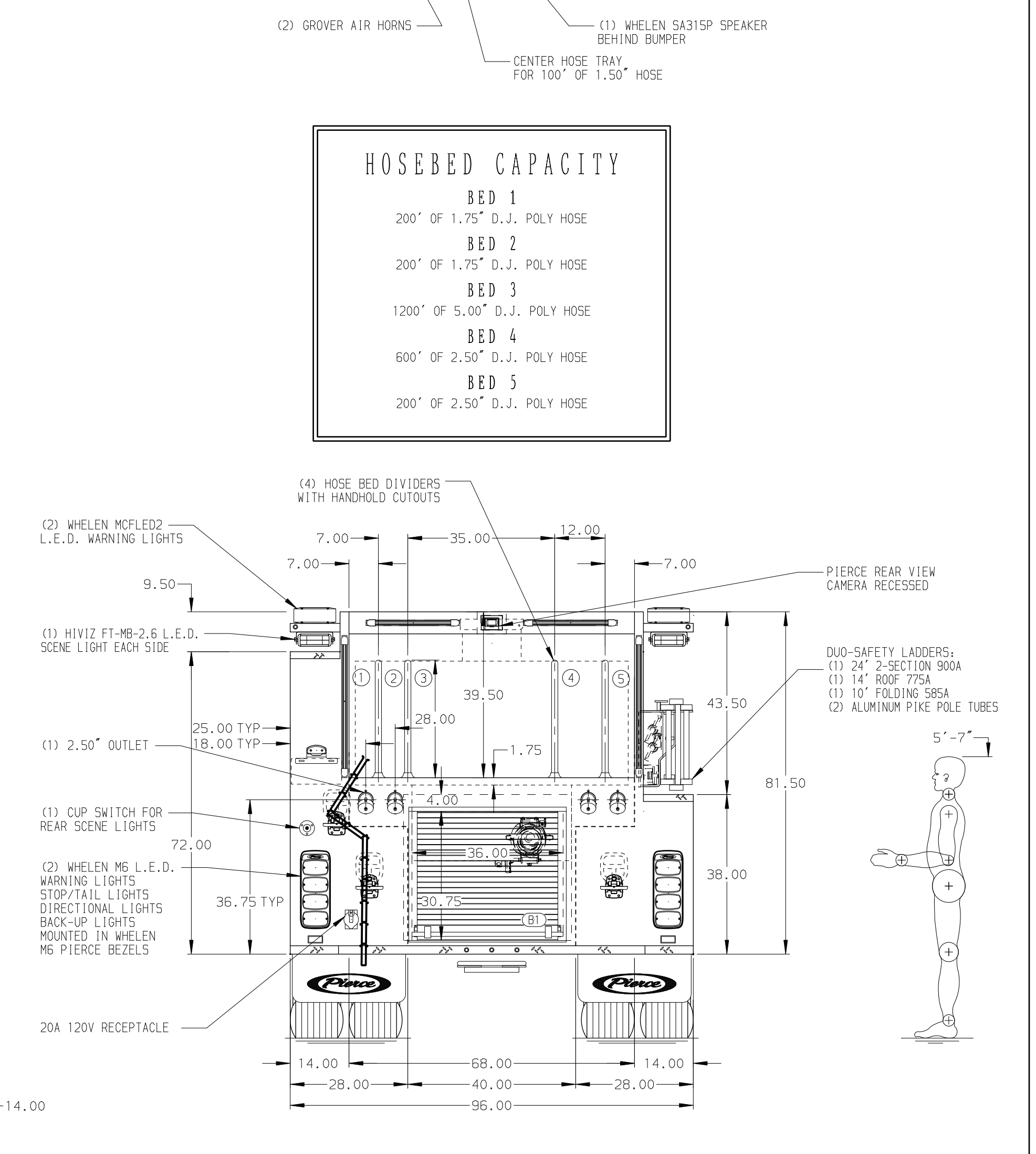
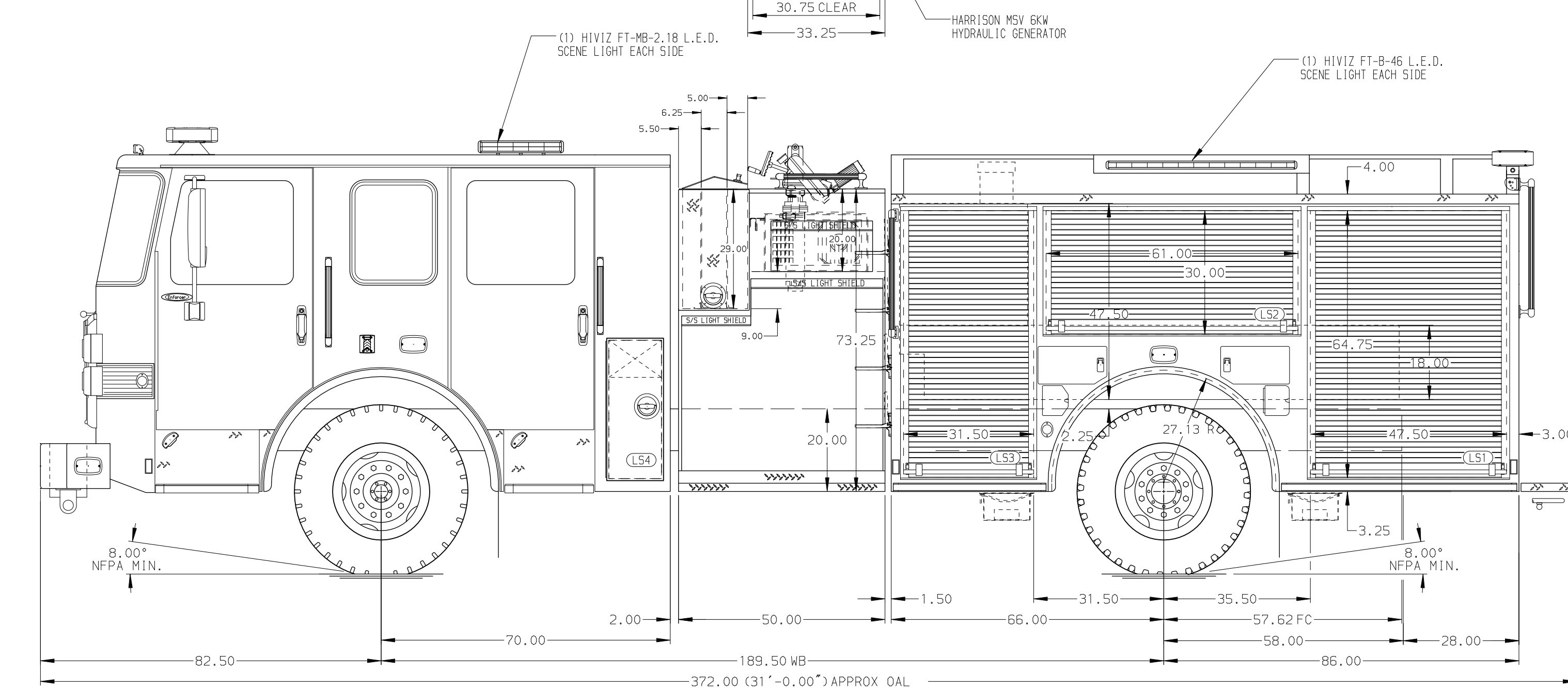
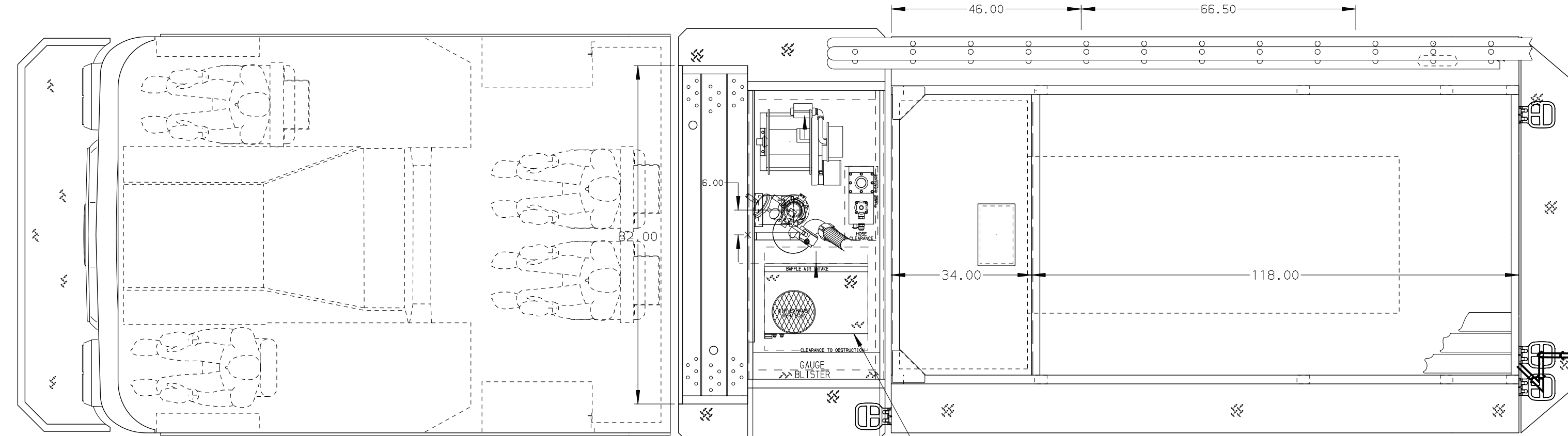
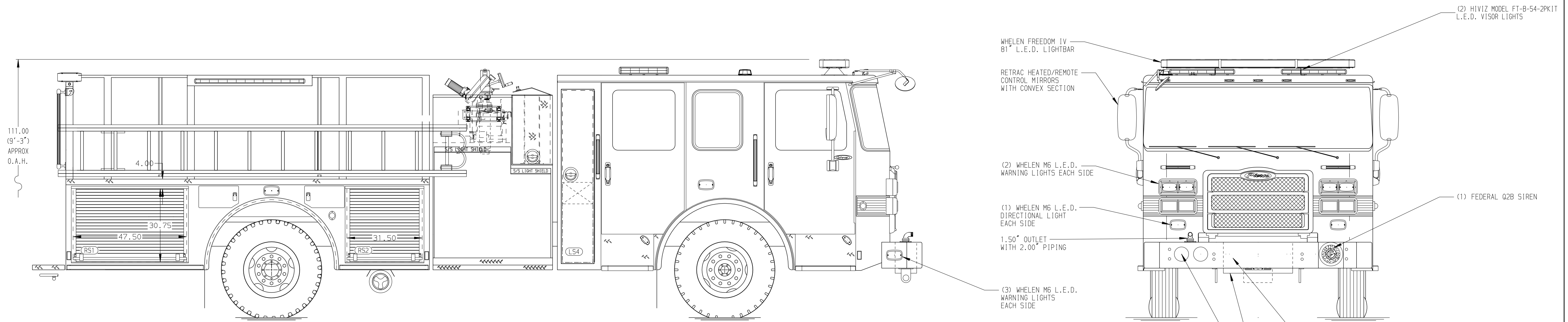
Foam Cell

Foam Cell Not Required

Side Roll and Frontal Impact Protection

NOTE
DIMENSIONS SHOWN ARE APPROXIMATE AND ARE SUBJECT TO MINOR DEVIATIONS AS MAY OCCUR OR BE NECESSARY IN CONSTRUCTION. MINOR DETAILS NOT SHOWN.

1. BLUE SEA SURE E-JECT LOCATED ON DRIVER SIDE OF THE CAB
2. AIR INLET WITH DISCONNECT COUPLING ON THE DRIVER SIDE SEAT RISER
3. BATTERY CHARGER LOCATED IN COMPARTMENT PER SHOP ORDER
4. BATTERY CHARGE INDICATOR LOCATED ON THE DRIVER SIDE SEAT RISER
5. SEVEN ADJUSTABLE SHELVES IN COMPARTMENTS PER SHOP ORDER
6. TWO FLOOR MOUNTED SLIDE-OUT TRAY IN COMPARTMENT PER SHOP ORDER
7. PIC TRAC INSTALLED ON BACK WALL IN COMPARTMENTS PER SHOP ORDER
8. ONSPOT AUTOMATIC TIRE CHAINS
9. TWO PARTITIONS IN COMPARTMENT PER SHOP ORDER



HOSEBED CAPACITY	
BED 1	200' OF 1.75" D.J. POLY HOSE
BED 2	200' OF 1.75" D.J. POLY HOSE
BED 3	1200' OF 5.00" D.J. POLY HOSE
BED 4	600' OF 2.50" D.J. POLY HOSE
BED 5	200' OF 2.50" D.J. POLY HOSE

		JOB NO.	36082														
		SCALE	DATE														
Pierce MANUFACTURING INC.	TITLE	Pierce Pumper Approval Drawing	DRAWN BY	MMF	07JAN21												
	FOR	Roanoke Fire-EMS	CHECKED BY	COL	20JAN08												
<table border="1"> <tr> <th>REV</th> <th>DATE</th> <th>BY</th> <th>CH</th> </tr> <tr> <td>10MAR21</td> <td>MMF</td> <td>PJP</td> <td></td> </tr> <tr> <td>12FEB21</td> <td>MMF</td> <td>PJP</td> <td></td> </tr> </table>	REV	DATE	BY	CH	10MAR21	MMF	PJP		12FEB21	MMF	PJP		DWG NO.	36082AD	SHEET SIZE	SHEET NO.	1 OF 1
REV	DATE	BY	CH														
10MAR21	MMF	PJP															
12FEB21	MMF	PJP															