

Pumper, PUC

BODY

Pumper, PUC, Aluminum

CHASSIS

Enforcer Chassis, PUC

CHASSIS AXLE, FRONT, CUSTOM

18,000 Lb TAK-4 Axle

AXLE, REAR

31,000 Lb Dana Axle

ENGINE

400 HP Cummins L9 Engine

TRANSMISSION

Allison 5th Gen, 3000 EVS P

BUMPER

27" Extended Steel Painted Underslung

CAB

7010 Enforcer Cab, PUC

BODY

WATER TANK

1000 Gallon Poly Water Tank

COMPT, PUMPER, REAR

50.50" FF RollUp Rear Compt w/Tailboard, PUC

COMPT, PUMPER, LEFT SIDE

189" RollUp Full Height & Depth Front & Rear, PUC

COMPT, PUMPER, RIGHT SIDE

189" RollUp Full Height & Depth Front & Rear, PUC

FIRE SUPPRESSION PUMPHOUSE

Control Zone, PUC

PUMP

1500 GPM Pierce PUC

CROSSLAYS, 1.50"

(1) 1.50", Poly Tray, 200'

CROSSLAYS, 2.50"

(1) 2.50", Poly Tray, 200'

GENERATOR

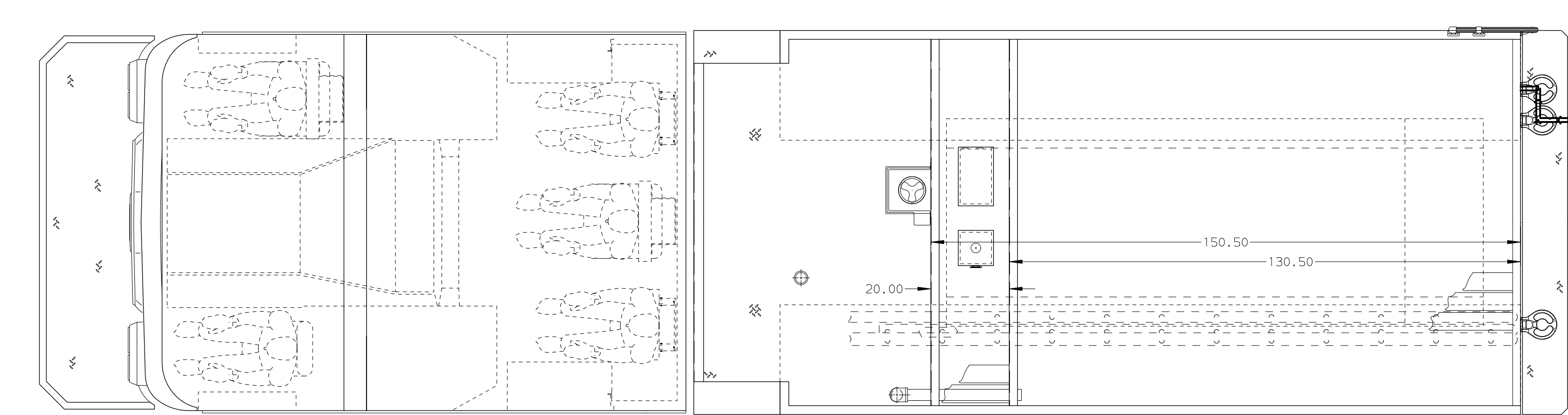
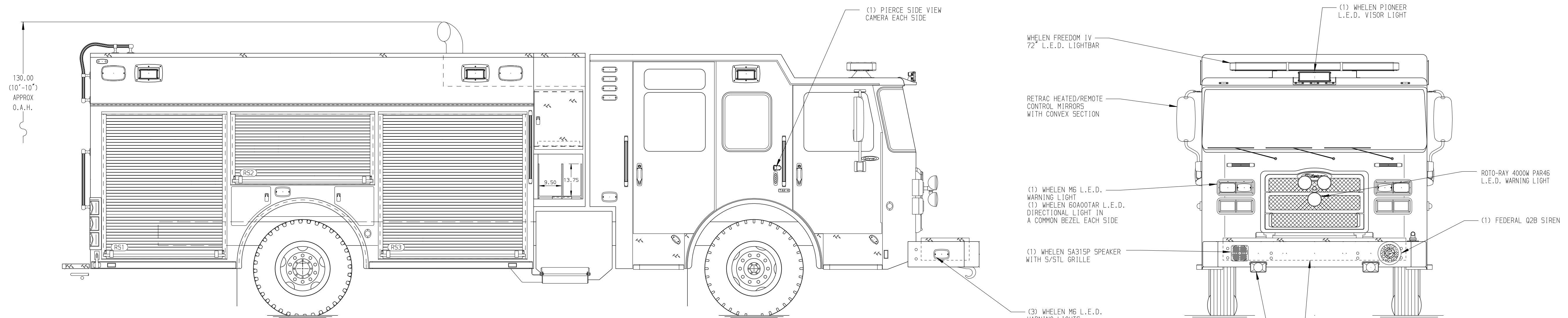
Generator Not Required

Foam System

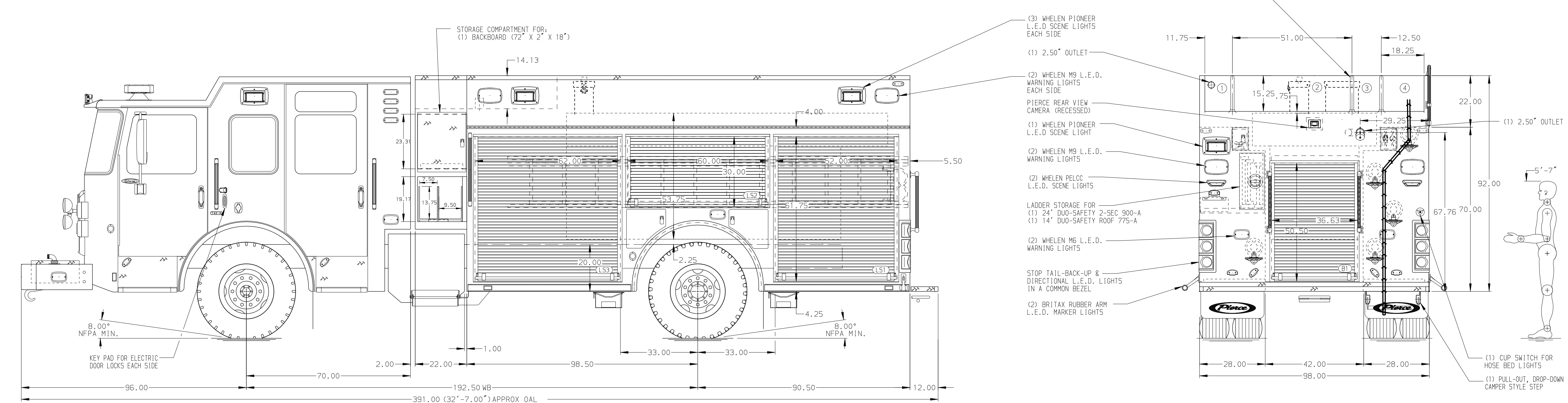
External Foam System

Foam Cell

30 Gallon Foam Cell, Not Reduced Water, PUC



HOSEBED CAPACITY	
BED 1	300' OF 2.50" D.J. POLY HOSE
BED 2	1000' OF 5.00" D.J. POLY HOSE
BED 3	300' OF 3.00" D.J. POLY HOSE
BED 4	OPEN



NOTE
DIMENSIONS SHOWN ARE APPROXIMATE AND ARE SUBJECT TO MINOR DEVIATIONS AS MAY OCCUR OR BE NECESSARY IN CONSTRUCTION. MINOR DETAILS NOT SHOWN.

- SHORELINE RECEPTACLE WITH KUSSMAUL SUPER AUTO-EJECT LOCATED ON DRIVER SIDE OF THE CAB
- AIR INLET/OUTLET WITH DISCONNECT COUPLING ON DRIVERS SIDE PUMP PANEL
- BATTERY CHARGER LOCATED BEHIND DRIVERS SEAT
- BATTERY CHARGE INDICATOR LOCATED ON THE DRIVER SIDE SEAT RISER
- SIX ADJUSTABLE SHELVES IN COMPARTMENTS PER SHOP ORDER
- THREE FLOOR MOUNTED SLIDE-OUT TRAY IN COMPARTMENT PER SHOP ORDER
- TWO FILL/SLIDE-OUT TRAYS LOCATED IN COMPARTMENTS PER SHOP ORDER
- ONE SWING-OUT TOOLBOARD IN COMPARTMENT PER SHOP ORDER
- PAC TRAC ON BACK WALL IN COMPARTMENTS PER SHOP ORDER
- ONE HORIZONTAL PARTITION IN COMPARTMENT PER SHOP ORDER
- ONE SLIDE-OUT TRAY LOCATED IN COMPARTMENT PER SHOP ORDER
- CHECH TWO DRAWER ASSEMBLY LOCATED IN COMPARTMENT PER SHOP ORDER

REV	DATE	BY	CH	ENFORCER
14MAY21	MMF	PPE	MAKE	PIERCE
30MAR21	MMF	PPE	MODEL	ENFORCER
25MAR21	MMF	PPE		

		JOB NO.	35952
		SCALE	DATE
TITLE	Pierce Pumper Approval Drawing	DRAWN BY	MMF
FOR	Titusville Fire Department	CHECKED BY	COL
DWG NO.	35952AD	SHEET SIZE	SHEET NO.
		D	1 OF 1