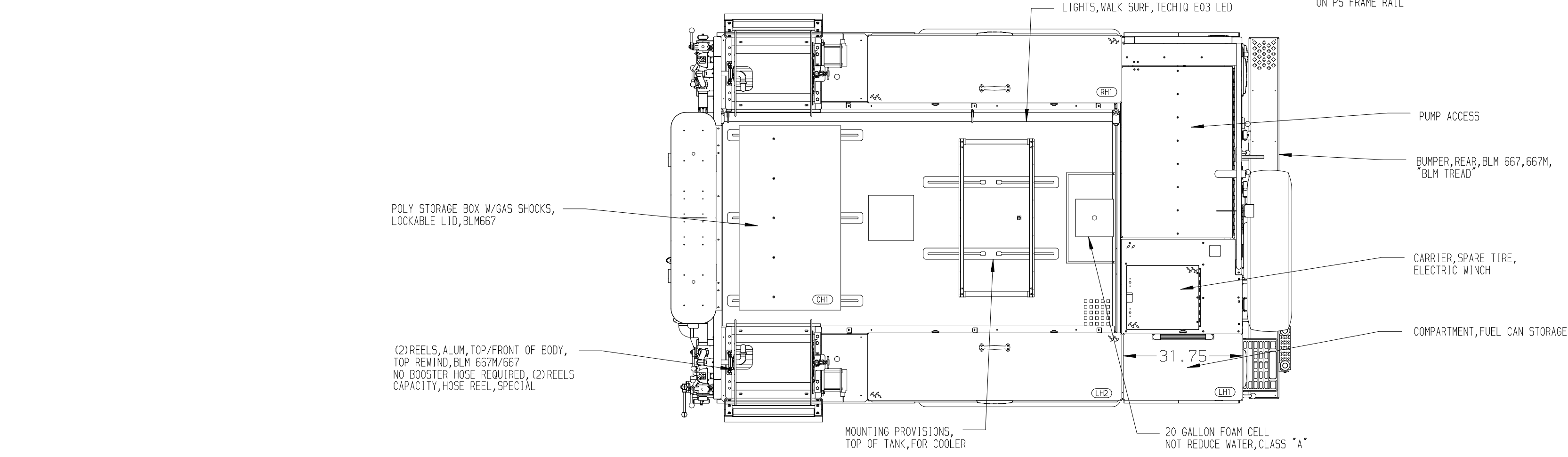


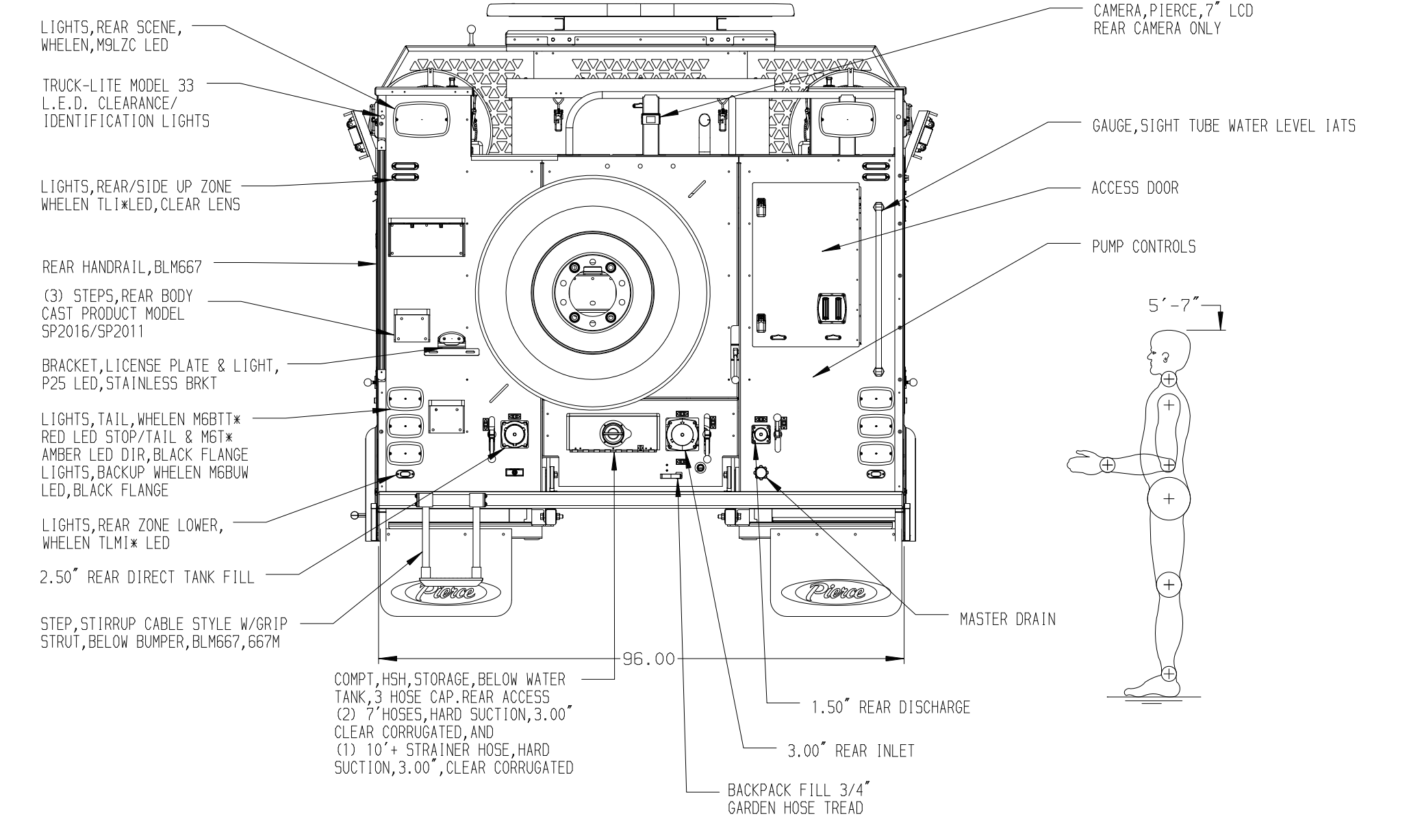
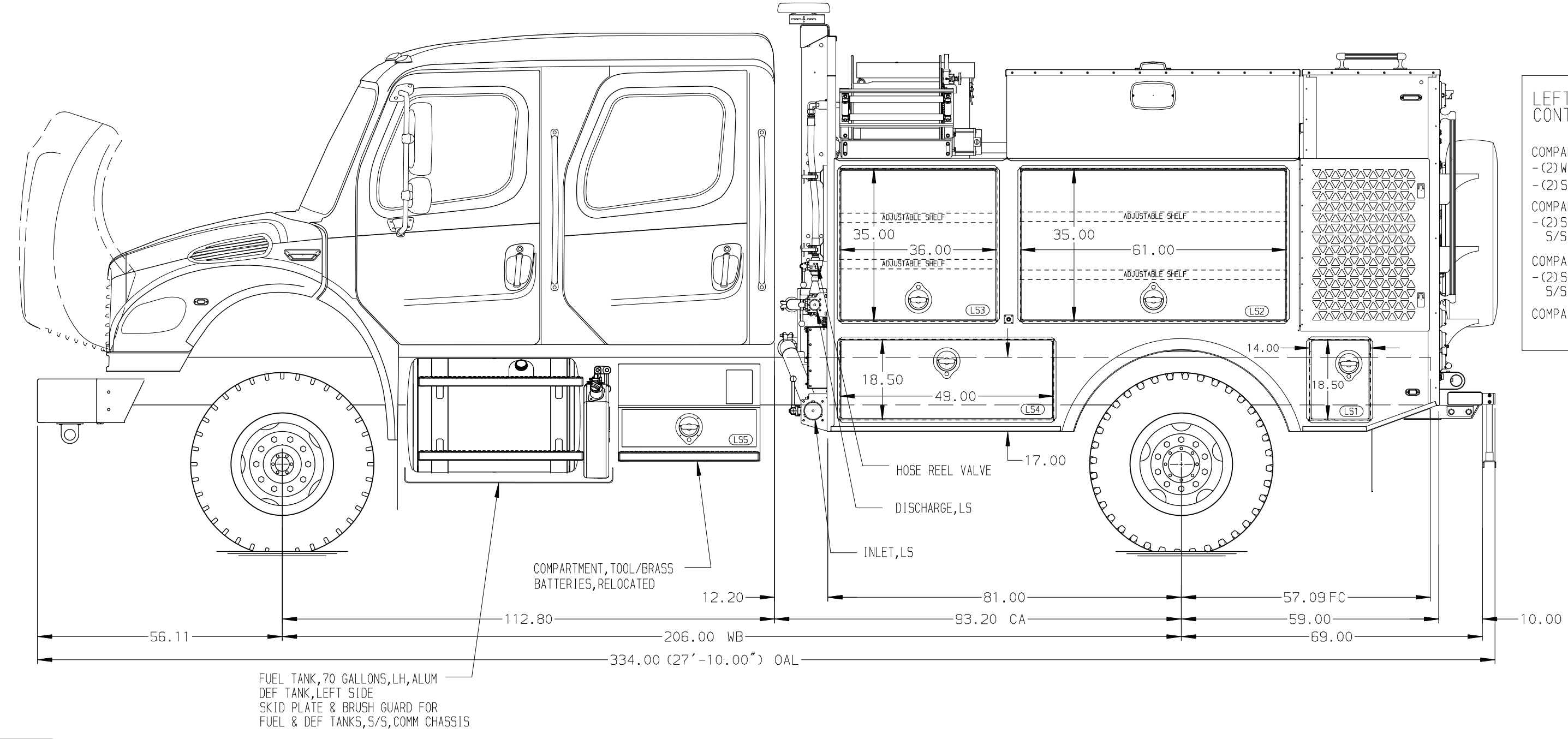
RIGHT SIDE COMPARTMENTS CONTAIN THE FOLLOWING:

- COMPARTMENT R51 CONTAINS:
 - (1) FUEL COMPT, TRAY, S/S W/1" LIP
- COMPARTMENT R52 CONTAINS:
 - (2) SHELVES, ADJUSTABLE, 500 LB CAPACITY, S/S, UNPAINTED, W/SECONDARY RETENTION
- COMPARTMENT R53 CONTAINS:
 - (2) SHELVES, ADJUSTABLE, 500 LB CAPACITY, S/S, UNPAINTED, W/SECONDARY RETENTION
 - (1) FUEL COMPARTMENT TRAY, S/S WITH 1.0" LIP, BLM 667, 667M
- COMPARTMENT R54 CONTAINS:
 - (1) TRAY, 250LB SLIDE-OUT, S/S, 3" SIDES, FLOOR MOUNTED, DUAL LOCKS, BLM



LEFT SIDE COMPARTMENTS CONTAIN THE FOLLOWING:

- COMPARTMENT L51 CONTAINS:
 - (2) WHEEL CHOCKS
 - (2) SPARE TIRE CARRIER WINCH REMOTE
- COMPARTMENT L52 CONTAINS:
 - (2) SHELF, ADJUSTABLE, 500 LB CAPACITY, S/S, UNPAINTED, W/SECONDARY RETENTION
- COMPARTMENT L53 CONTAINS:
 - (2) SHELVES, ADJUSTABLE, 500 LB CAPACITY, S/S, UNPAINTED, W/SECONDARY RETENTION
- COMPARTMENT L54 CONTAINS:



STAINLESS STEEL BODY

NOTE
DIMENSIONS SHOWN ARE APPROXIMATE AND ARE SUBJECT TO MINOR DEVIATIONS AS MAY OCCUR OR BE NECESSARY IN CONSTRUCTION. MINOR DETAILS NOT SHOWN.

(800 GALLON WATER TANK 3598594)

CHASSIS DATA	TITLE	800 GAL WATER W/20 FOAM, DARLEY, HSE 65K W/KUBOTA V2403T
MAKE	FOR	BLM ELY BOISE, IDAHO
FL	DWG NO.	35412AD
MODEL M2-106 4x4		
REV	DATE	BY
11MAR21		RHU CAG
10FEB21		JLA CAG

Pierce MANUFACTURING INC.	JOB NO.	35412
	SCALE	1:24
DATE	DRAWN BY	JLA
	CHECKED BY	RWI
SHEET NO.	SHEET SIZE	D
		1 OF 1

NOTE: WINTERIZE BEFORE SHIPMENT, BLM667/667M