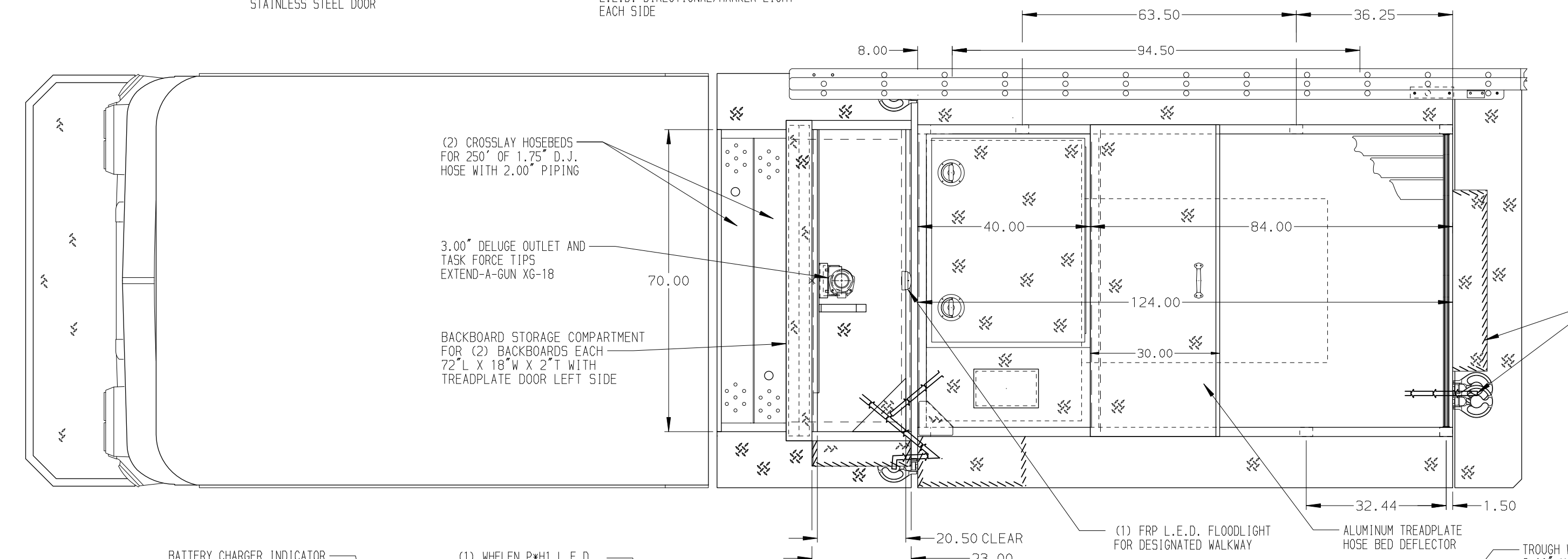
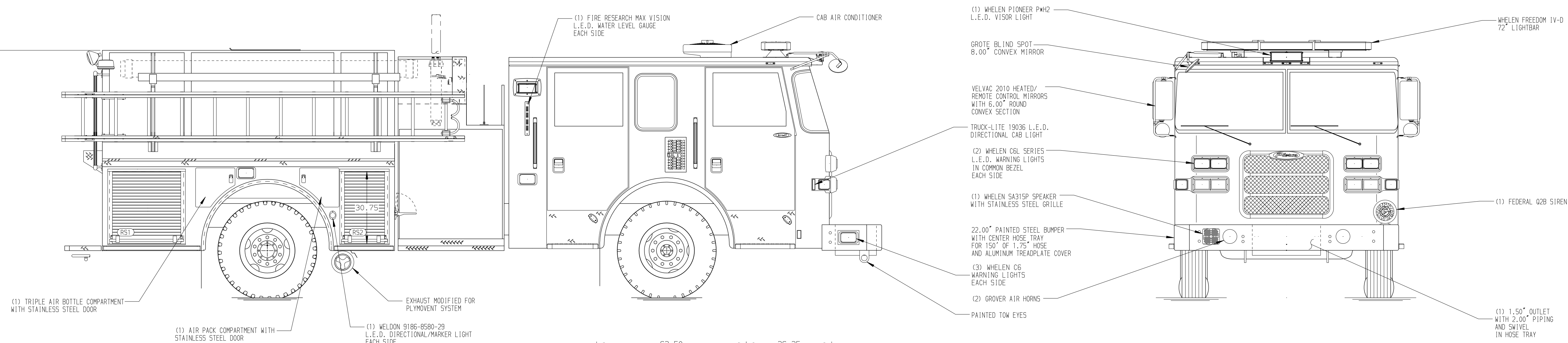
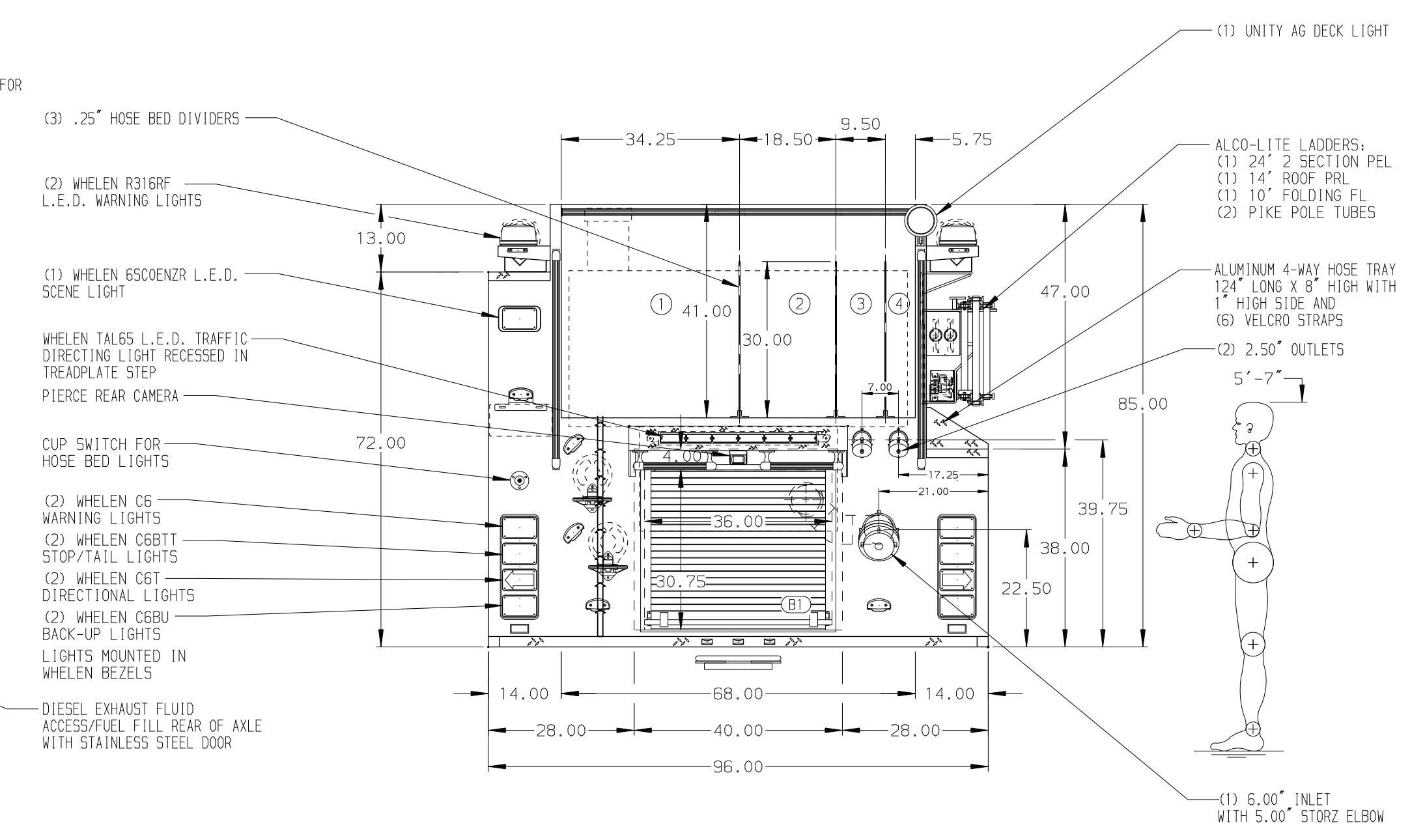
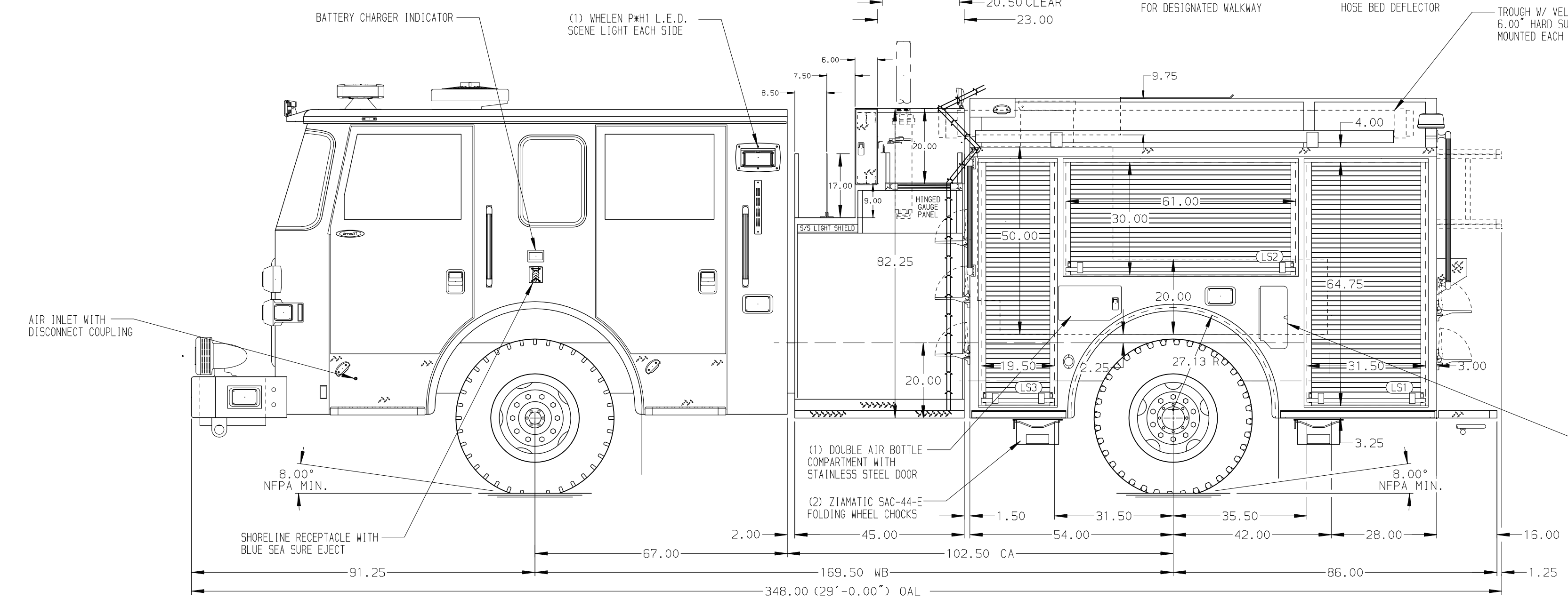


111.00
(9'-3")
APPROX
O.A.H.



- HOSEBED CAPACITIES
- ① 1000' OF 5.00" D.J. POLY HOSE
 - ② 950' OF 2.50" D.J. POLY HOSE
 - ③ 300' OF 2.50" D.J. POLY HOSE
 - ④ 250' OF 1.88" D.J. POLY HOSE



ALUMINUM BODY

MAXIMUM O.A.L. 348.00"

SIDE ROLL AND FRONTAL IMPACT PROTECTION

NOTE
DIMENSIONS SHOWN ARE APPROXIMATE AND ARE SUBJECT TO MINOR DEVIATIONS AS MAY OCCUR OR BE NECESSARY IN CONSTRUCTION. MINOR DETAILS NOT SHOWN.

1. BATTERY CHARGER LOCATED BEHIND DRIVER'S SEAT
2. DUAL L.E.D. LIGHT STRIPS LOCATED ON THE FRONT OF THE HOSEBED
3. DRIP PAN GUARD FOR ROLL-UP DOOR LOCATED IN COMPARTMENTS L51, L52, L53, R51, R52, AND B1
4. ONE FULL WIDTH/DEPTH ADJUSTABLE SHELF LOCATED IN COMPARTMENTS L51, L53, AND R52
5. ONE 120V DUPLEX RECEPTACLE LOCATED IN CAB

				CHASSIS DATA	TITLE	1500-D-500P, 124" BODY, FULL HEIGHT D.S., LOW P.S. (2) X-LAYS, DELUGE, LADDER RACK, HSH TROUGHS
				PIERCE	FOR	CHARLESTON FIRE DEPARTMENT CHARLESTON, SOUTH CAROLINA
				MODEL	DWG NO.	35393AD
				ARROW XT		
03FEB21	SAM	CW1		REV	DATE	
08JAN21	SAM	CW1		REV	DATE	

Pierce MANUFACTURING INC.

JOB NO. 35393

SCALE 1:24 DATE

DRAWN BY SAM 23SEP20

CHECKED BY NPE 25SEP20

SHEET SIZE D SHEET NO. 1 OF 1