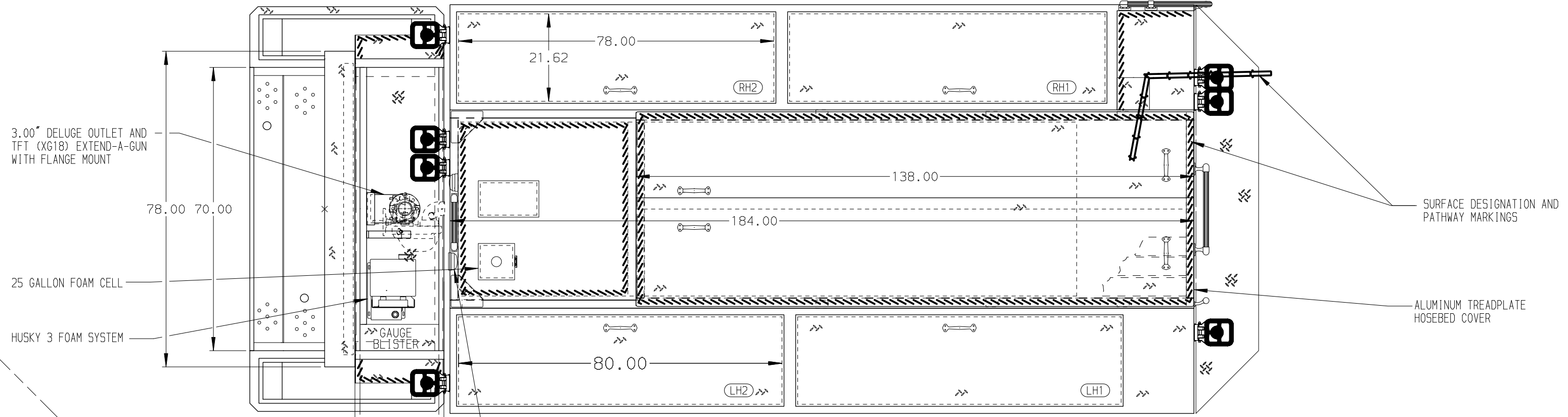
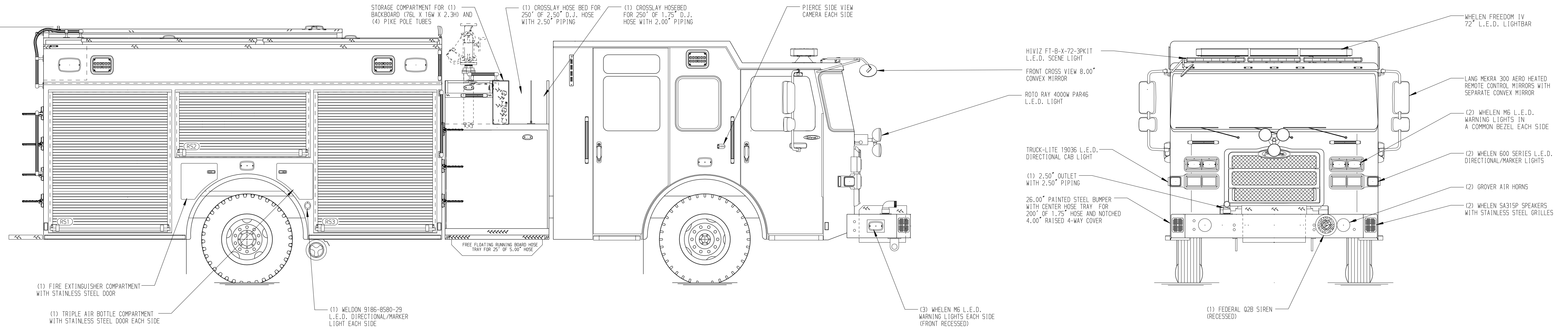
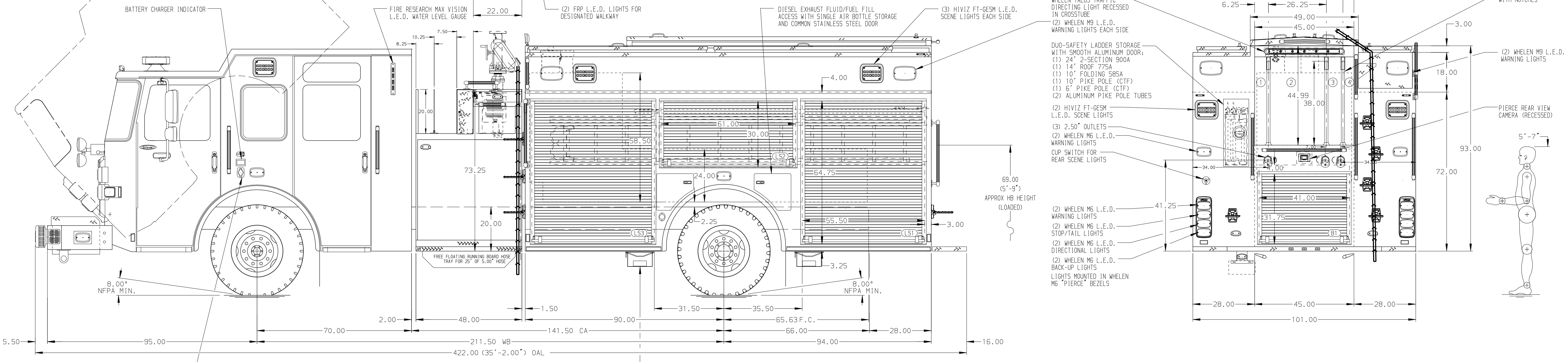


122.00
(10'-2")
APPROX
O.A.H.



- HOSEBED CAPACITIES
- ① 200' OF 2.50" D.J. POLY HOSE
 - ② 1200' OF 5.00" D.J. POLY HOSE
 - ③ 500' OF 3.00" D.J. POLY HOSE
 - ④ 300' OF 1.75" D.J. POLY HOSE



ALUMINUM BODY

NOTE
DIMENSIONS SHOWN ARE APPROXIMATE AND ARE SUBJECT TO MINOR DEVIATIONS AS MAY OCCUR OR BE NECESSARY IN CONSTRUCTION. MINOR DETAILS NOT SHOWN.

- 1. AIR INLET WITH DISCONNECT COUPLING LOCATED IN THE DRIVER'S SIDE STEPPED
- 2. AIR OUTLET WITH SHUT OFF VALVE LOCATED ON DRIVER'S SIDE PUMP PANEL
- 3. KUSSMAUL AIR COMPRESSOR LOCATED BEHIND DRIVER'S SEAT
- 4. BATTERY CHARGER LOCATED BEHIND THE DRIVER SEAT
- 5. MIC AND SPEAKER COMPARTMENT LOCATED ON THE PUMP PANEL

REV	DATE	BY	CH	ENFORCER
15JUN20	SHD	JGO		
14MAY20	KLE	JGO		

		JOB NO.	34804
		SCALE	1:24
CHASSIS DATA TITLE MAKE MODEL ENFORCER	TITLE	1500-D-750P W/25G FOAM, 184" HEAVY DUTY RESCUE BODY LADDERS THROUGH BODY, (2) CROSSLAYS, HUSKY 3	DRAWN BY KLE
	FOR	WEST COLUMBIA FIRE DEPARTMENT WEST COLUMBIA, SOUTH CAROLINA	CHECKED BY CDU
DWG NO.	34804AD-SH1	SHEET SIZE	SHEET NO. 1 OF 1