

RIGHT SIDE COMPARTMENTS CONTAIN THE FOLLOWING:

COMPARTMENT RS1 CONTAINS:

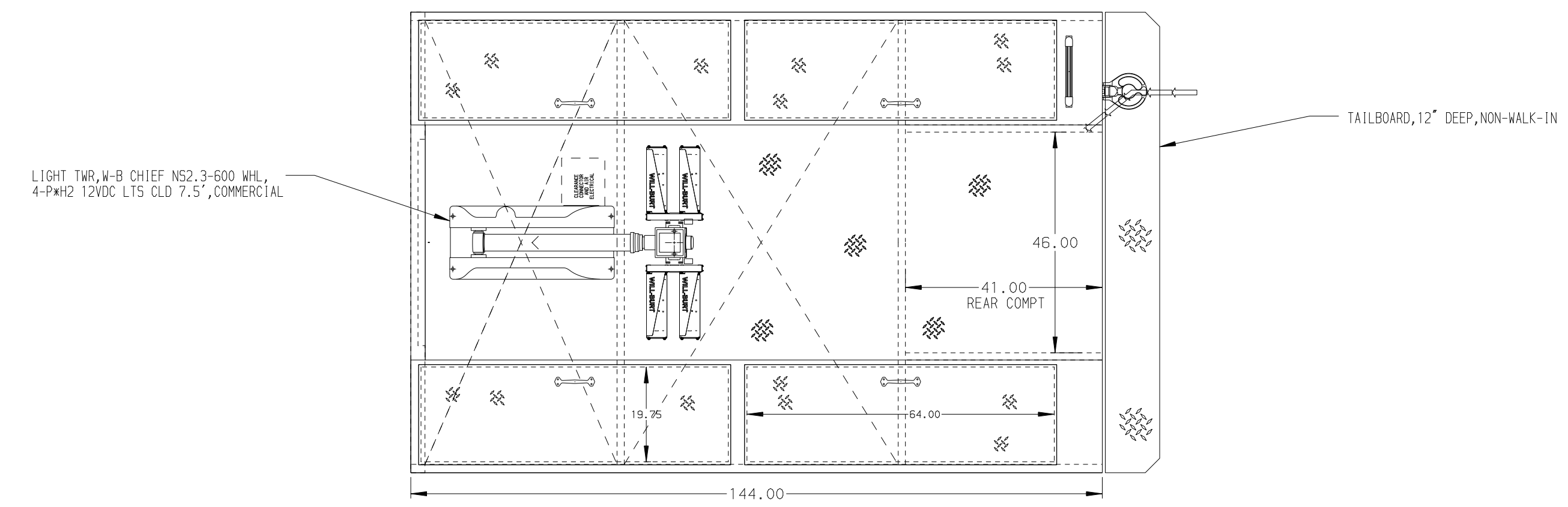
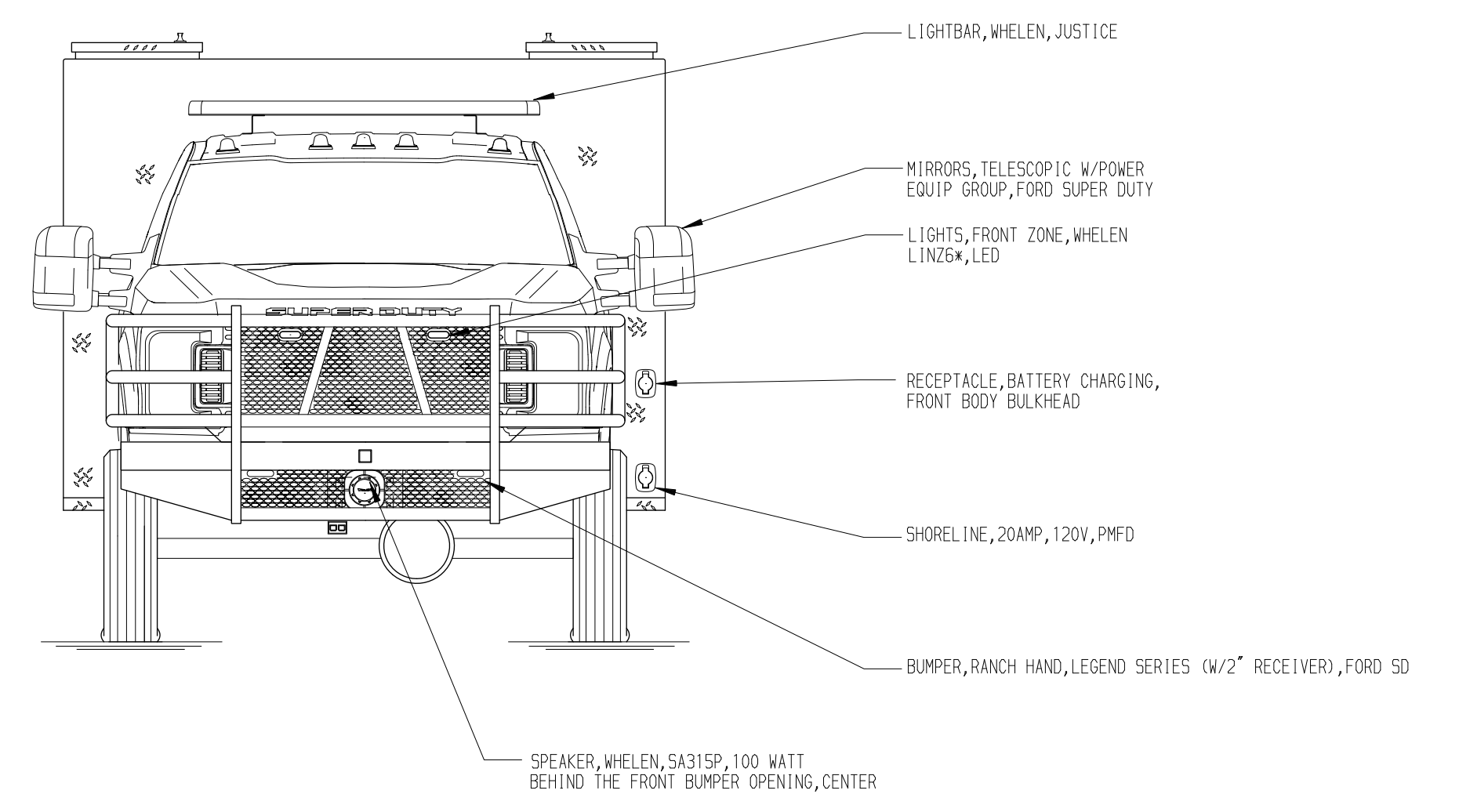
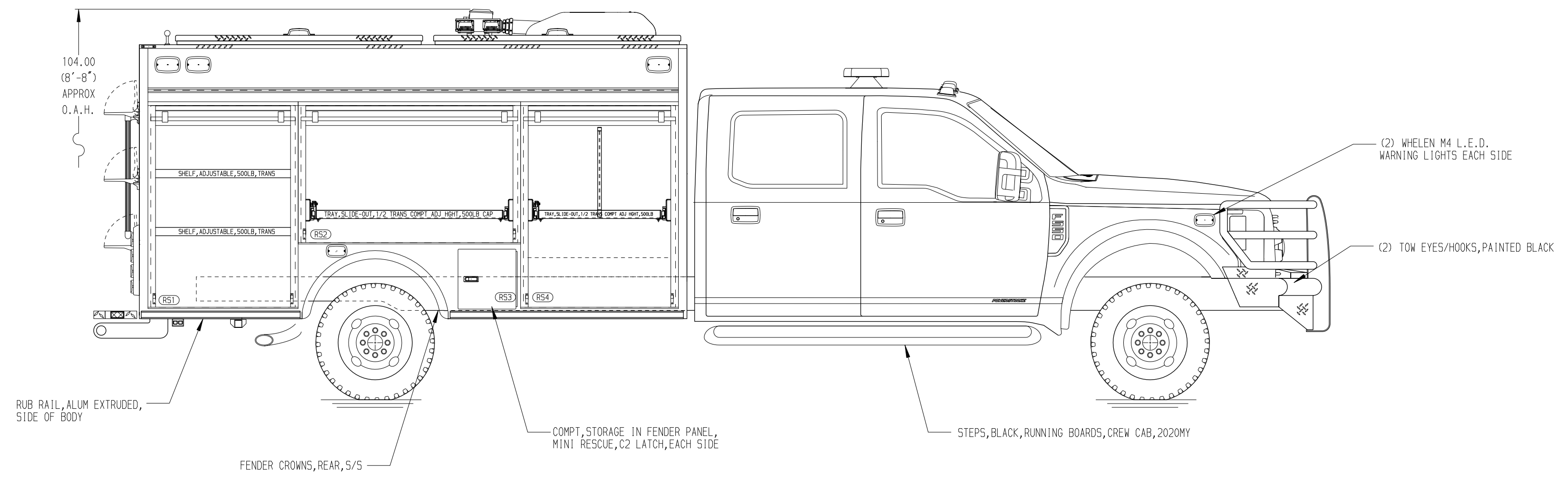
- (2) SHELVES, ADJUSTABLE, 500LB CAP. TRANSVERSE COMPT

COMPARTMENT RS2 CONTAINS:

- (1) TRAY SLIDE OUT, 1/2 TRANSVERSE, ADJUSTABLE HEIGHT, 500LB CAPACITY

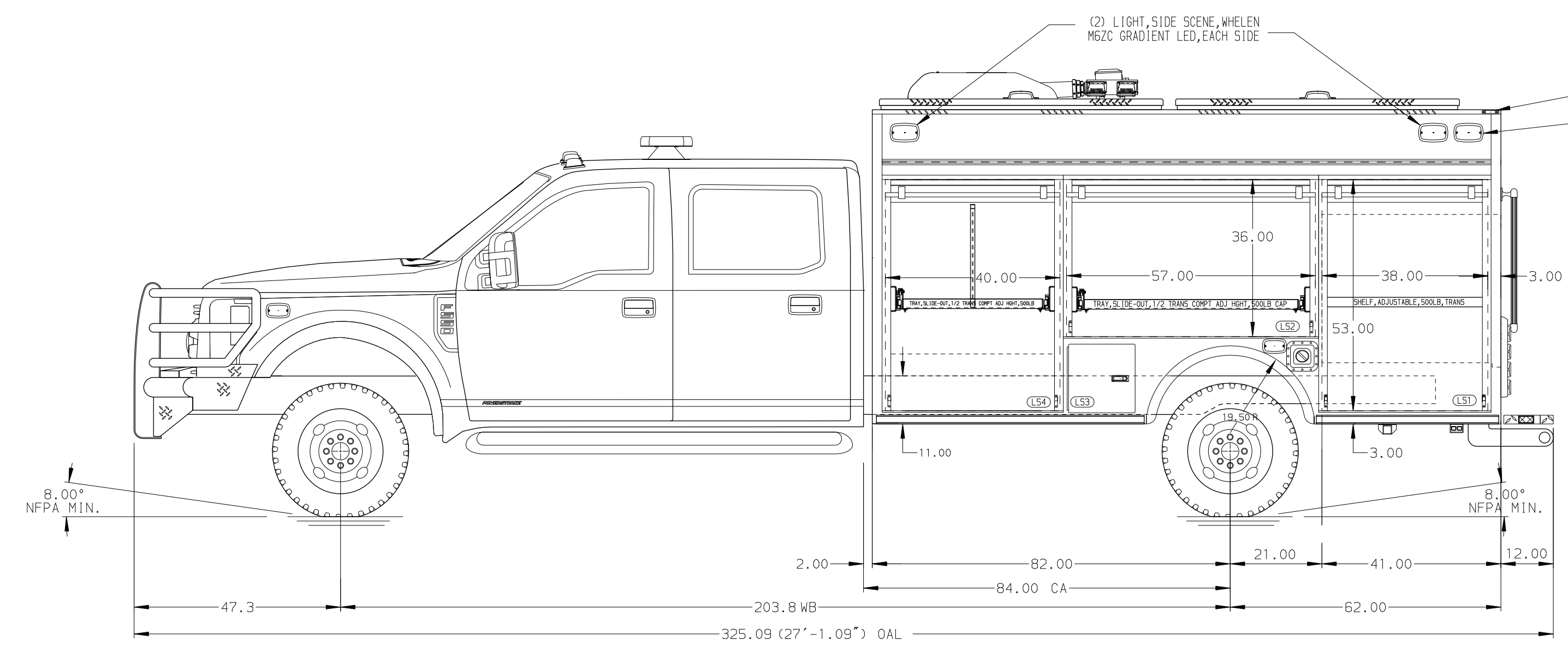
COMPARTMENT RS4 CONTAINS:

- TOOLBOARD, ADDED TO SLIDE-OUT TRAY, 1/2 DEPTH TRANSVERSE/STD, TRAY NOT INCLUDED
- (1) TRAY SLIDE OUT, STD DEPTH, ADJUSTABLE HEIGHT, 500LB CAPACITY



REAR COMPARTMENT B1 CONTAINS THE FOLLOWING:

- (1) TRAY, FLOOR MOUNT, SLIDE-OUT, 500LB 2.00" SIDES



LEFT SIDE COMPARTMENTS CONTAIN THE FOLLOWING:

COMPARTMENT LS1 CONTAINS:

- (1) SHELVES, ADJUSTABLE, 500LB CAP. TRANSVERSE COMPT

COMPARTMENT LS2 CONTAINS:

- (1) TRAY SLIDE OUT, 1/2 TRANSVERSE, ADJUSTABLE HEIGHT, 500LB CAPACITY

COMPARTMENT LS4 CONTAINS:

- TOOLBOARD, ADDED TO SLIDE-OUT TRAY, 1/2 DEPTH TRANSVERSE/STD, TRAY NOT INCLUDED
- (1) TRAY SLIDE OUT, 1/2 TRANSVERSE, ADJUSTABLE HEIGHT, 500LB CAPACITY

ALUMINUM BODY

NOTE
DIMENSIONS SHOWN ARE APPROXIMATE AND ARE SUBJECT TO MINOR DEVIATIONS AS MAY OCCUR OR BE NECESSARY IN CONSTRUCTION. MINOR DETAILS NOT SHOWN.

REV.	DATE	BY	CHK'D	CHASSIS DATA
21JAN21	RHU	AJA		CHASSIS DATA
12JAN21	RHU	AJA		CHASSIS
17NOV20	JLA	AJA		FORD
21SEP20	RW1	JLA		MODEL F-550 4X4

		JOB NO.	34678
		DATE	25AUG20
MANUFACTURING INC. BRADENTON, FLORIDA		SCALE	1:24
		DRAWN BY	JLA
TITLE 12' RESCUE, NON-WALK-IN FOR BELMONT VOLUNTEER FIRE DEPARTMENT BELMONT, NEW YORK		DATE	26AUG20
		CHK'D BY	RWI
DRWG. NO. 34678AD		SHEET NO.	1 OF 1
		SHEET SIZE	D